


click™

BOOSTER PACK



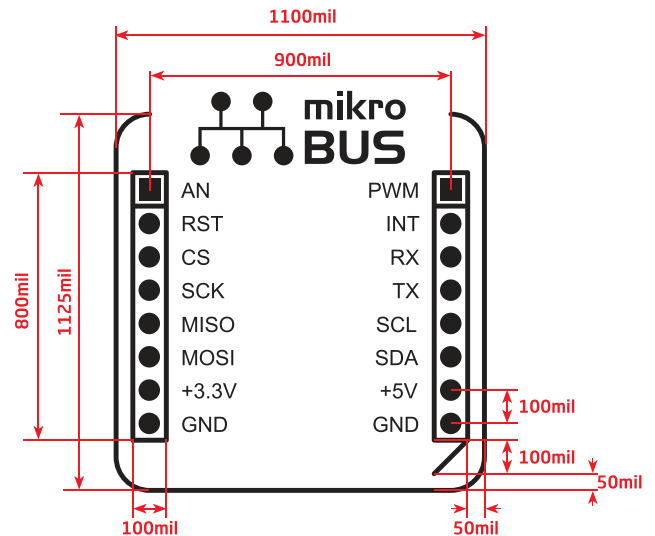
Click BOOSTER PACK is the add-on board for LaunchPad® from Texas Instruments®. It features mikroBUS™ host socket, allowing developers to use dozens of click™ add-on boards from mikroElektronika.

What are click™ boards?

Click™ boards are popular add-on boards in mikroBUS™ form factor. Each one carries a specific functionality, whether it is a communication layer, sensor, analog input, storage module, etc. Click™ boards are compact in size and are easily integrated into target devices, making them a great choice for fast prototyping. Each comes with user manual and a set of examples.

What is mikroBUS™?

mikroBUS™ host connector consists of two 1x8 female headers containing pins to be most likely used in the target add-on board. There are three groups of communication pins: SPI, UART and I2C. There are also single pins for PWM, Interrupt, Analog input, Reset and Chip Select. Pinout contains two power groups: +5V and GND on one header and +3.3V and GND on the other 1x8 header. mikroBUS™ host connector perfectly fits into standard breadboards.




- | | | | |
|--------------|-------------------------|------------|-------------------------------|
| AN | - Analog pin | PWM | - PWM output line |
| RST | - Reset pin | INT | - Hardware Interrupt line |
| CS | - SPI Chip Select line | RX | - UART Receive line |
| SCK | - SPI Clock line | TX | - UART Transmit line |
| MISO | - SPI Slave Output line | SCL | - I ² C Clock line |
| MOSI | - SPI Slave Input line | SDA | - I ² C Data line |
| +3.3V | - VCC-3.3V Power line | +5V | - VCC-5V Power line |
| GND | - Reference Ground | GND | - Reference Ground |







click™

BOOSTER PACK



one SOCKET for ALL click boards



Just place the **Click™** board you need into the innovative new **mikroBUS™** socket and it's ready to work right away. Adding **new functionality** to your **LaunchPad®** was never so easy.

