



Series HC26

TE Internal #: 1103428-1

Circular Connector Contact Inserts, Pin, 8, Wire-to-Wire, 8 Position, Cable Mount (Free-Hanging), -4 – 176 °F [-20 – 80 °C], Series HC26

[View on TE.com >](#)

Connectors > Circular Connectors > Circular Connector Contact Inserts



Circular Connector Insert Type: **Pin**

Pole Configuration: **8**

Connector System: **Wire-to-Wire**

Number of Positions: **8**

Connector & Contact Terminates To: **Wire & Cable**

Features

Product Type Features

Connector System	Wire-to-Wire
Connector & Contact Terminates To	Wire & Cable

Configuration Features

Number of Positions	8
---------------------	---

Body Features

Primary Product Color	Gray
Circular Connector Insert Type	Pin

Contact Features

Pole Configuration	8
Contact Current Rating (Max)	10 A

Termination Features

Termination Method to Wire & Cable	Crimp Terminal
------------------------------------	----------------

Mechanical Attachment

Connector Mounting Type	Cable Mount (Free-Hanging)
-------------------------	----------------------------

Housing Features

Housing Material	PBT GF10
------------------	----------

Usage Conditions

Operating Temperature Range	-20 – 80 °C[-4 – 176 °F]
-----------------------------	--------------------------



Operation/Application

Compatible With Connector Series	Power4Net
Circuit Application	Power & Signal

Packaging Features

Packaging Quantity	40
Packaging Method	Carton

Other

Connector Accessory Comment	Contacts sold separately., See drawing for additional product information.
-----------------------------	--

Product Compliance

[For compliance documentation, visit the product page on TE.com>](#)

EU RoHS Directive 2011/65/EU	Compliant
EU ELV Directive 2000/53/EC	Compliant
China RoHS 2 Directive MIIT Order No 32, 2016	No Restricted Materials Above Threshold
EU REACH Regulation (EC) No. 1907/2006	Current ECHA Candidate List: JUNE 2023 (235) Candidate List Declared Against: JAN 2020 (205) Does not contain REACH SVHC
Halogen Content	Not Yet Reviewed for halogen content
Solder Process Capability	Not applicable for solder process capability

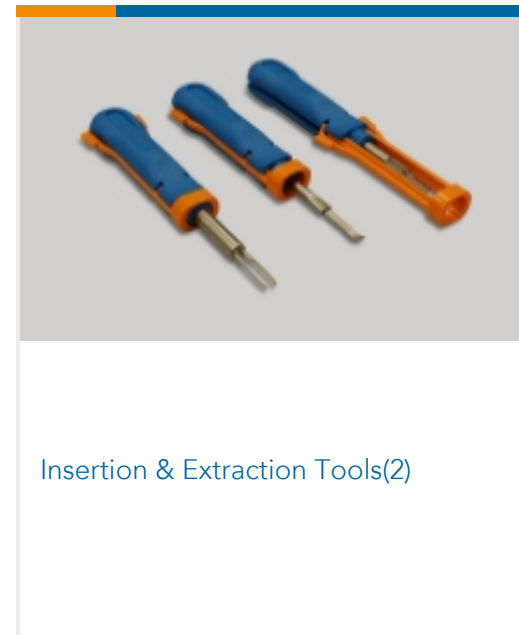

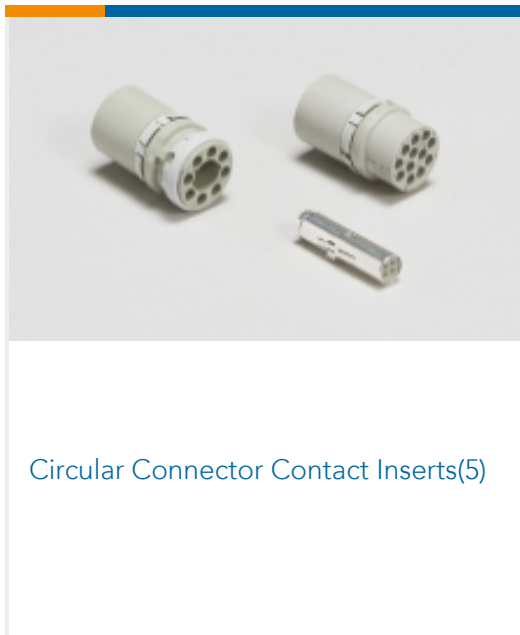
Product Compliance Disclaimer

This information is provided based on reasonable inquiry of our suppliers and represents our current actual knowledge based on the information they provided. This information is subject to change. The part numbers that TE has identified as EU RoHS compliant have a maximum concentration of 0.1% by weight in homogenous materials for lead, hexavalent chromium, mercury, PBB, PBDE, DBP, BBP, DEHP, DIBP, and 0.01% for cadmium, or qualify for an exemption to these limits as defined in the Annexes of Directive 2011/65/EU (RoHS2). Finished electrical and electronic equipment products will be CE marked as required by Directive 2011/65/EU. Components may not be CE marked. Additionally, the part numbers that TE has identified as EU ELV compliant have a maximum concentration of 0.1% by weight in homogenous materials for lead, hexavalent chromium, and mercury, and 0.01% for cadmium, or qualify for an exemption to these limits as defined in the Annexes of Directive 2000/53/EC (ELV). Regarding the REACH Regulation, the information TE provides on SVHC in articles for this part number is based on the latest European Chemicals Agency (ECHA) 'Guidance on requirements for substances in articles' posted at this URL: <https://echa.europa.eu/guidance-documents/guidance-on-reach>

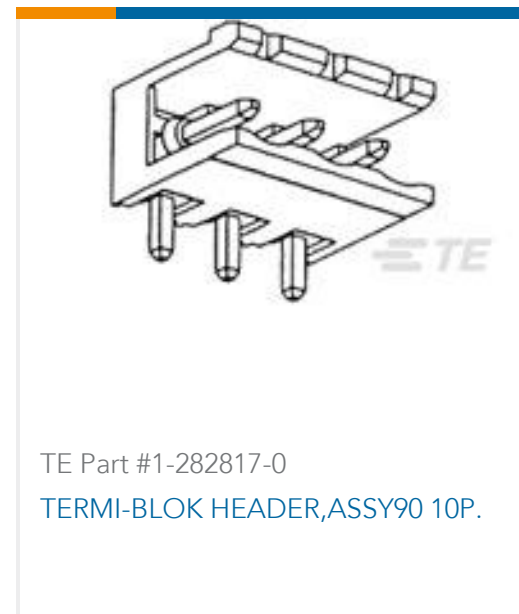
Compatible Parts



Also in the Series | Series HC26



Customers Also Bought





Documents

Product Drawings

[MALE INSERT CRIMP, 8-POS. TYPE III+](#)

English

CAD Files

Customer View Model

[ENG_CVM_CVM_1103428-1_C.2d_dxf.zip](#)

English

[3D PDF](#)

3D

Customer View Model

[ENG_CVM_CVM_1103428-1_C.3d_igs.zip](#)

English

Customer View Model

[ENG_CVM_CVM_1103428-1_C.3d_stp.zip](#)

English

By downloading the CAD file I accept and agree to the [Terms and Conditions](#) of use.

Datasheets & Catalog Pages

[Circular Hybrid Connectors](#)

English