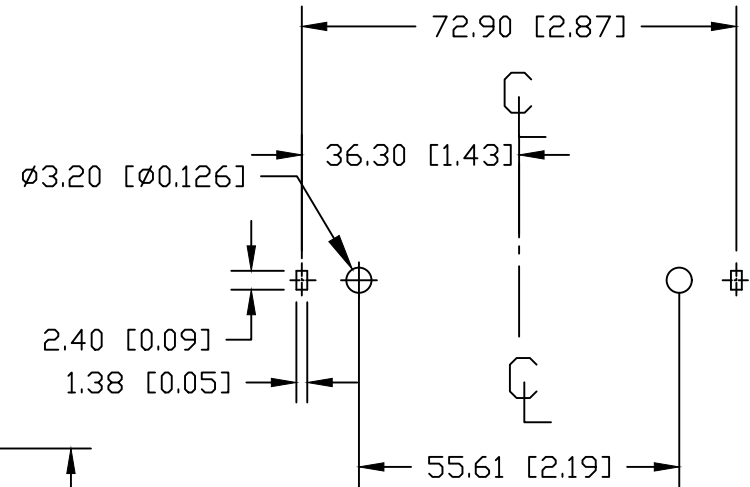
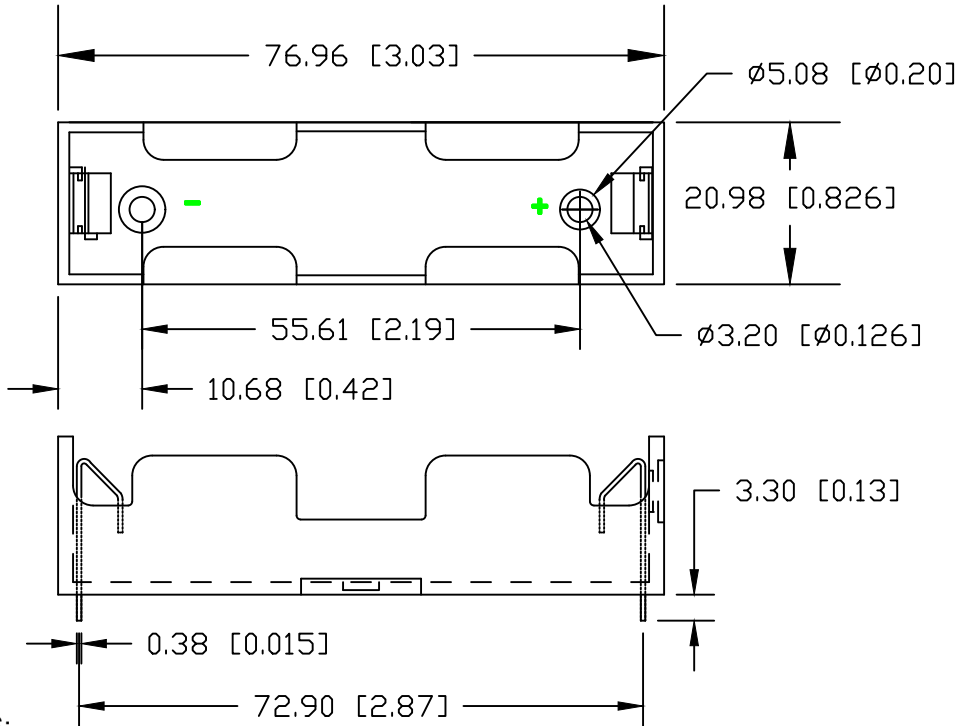
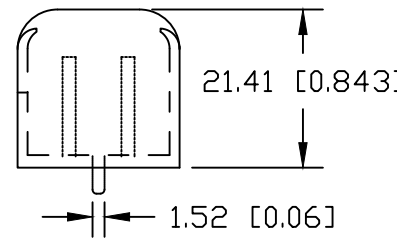


ALTERNATE PCB LAYOUT

Date	SYM	REVISION RECORD	AUTH	DR.	CK.
06/16/17	D	ADDED ALTERNATE PCB LAYOUT	T.B.	B.S.	
04/05/19	E	DIM. 72.90 WAS 72.50	T.B.	B.S.	
05/17/19	F	UPDATED NOTES	T.B.	B.S.	




PCB LAYOUT



NOTES:

- Material: Polypropylene, UL94V-0, UL file No. E255317
- Contacts: 302 Stainless Steel Spring Temper, Nickel Plated
- Heat Deflection Temperature: 90°C
- Vibration Test: 10-50-10 Hz swept in 60 seconds  
X,Y,Z direction: 1 hour each direction
- Result: No dislodgement of the cell or damage  
No discontinuity over 10 micro-seconds
- Shock Test: Half sine wave acceleration 150G. 6 ms  
3 shock pulses each direction per axis, total of 18 pulses
- Result: No evidence of physical damage.
- ROHS COMPLIANT

This battery holder is designed for use with protected 18650 batteries (PCB)

Tolerance (Inches)	 <b>Memory Protection Devices, Inc</b> 200 Broad Hollow Road, Farmingdale, New York 11735		
Decimal ±.5 (.020)		Scale	Drawn By B.S.
		Approved By T.B.	
Fractional ±.8 (.030)	Title ONE 18650 LI-ION CELL HOLDER		
Angular ± 3°	Date 05/17/19	Drawing Number BK-18650-PC2	