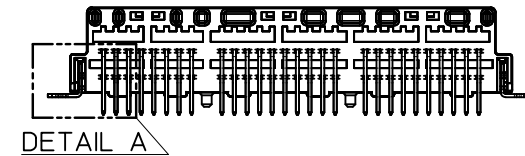


NOTES

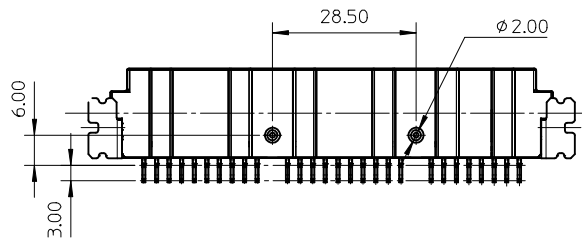


1. APPLICABLE FEMALE HOUSING : 35564-2015, 35564-2016, 35563-1615
A(GRAY) B(BLACK) C(GRAY)
2. PLATING : SN 1-3 OVER NI 1-4 (MICRO METER)
3. PIN POSITION OF SOLDER AREA SHOULD BE CHECKED IN MATING PCB CHARACTERISTIC PRIOR TO DIMENSION.

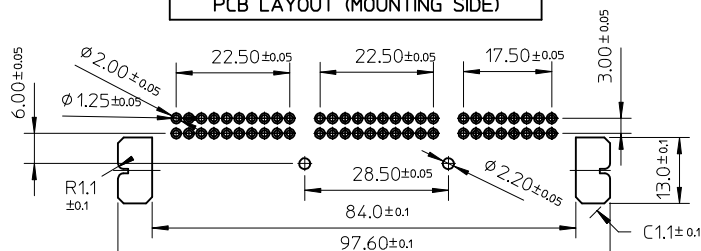
| | | | |
|----|----------------------------------|------------------|------|
| 5 | FITTING NAIL (R) FOR R/A SMT | BRASS (POST-TIN) | 1 |
| 4 | FITTING NAIL (L) FOR R/A SMT | BRASS (POST-TIN) | 1 |
| 3 | 040 WTB MALE TML (S) FOR R/A SMT | BRASS (POST-TIN) | 28 |
| 2 | 040 WTB MALE TML (L) FOR R/A SMT | BRASS (POST-TIN) | 28 |
| 1 | 040 WTB R/A SMT HEADER HSG 5P | SPS-GF30 | 1 |
| NO | DESCRIPTION | MATERIAL/PLATING | Q'TY |

<TABLE 1>

| | | |
|-------------|-------------|-------|
| MATERIAL NO | ORDER NO | COLOR |
| 1041835621 | 104183-5621 | BLACK |



PCB LAYOUT (MOUNTING SIDE)



ENTER DESCRIPTION
EC NO: KTR2014-0038
DRWN: JWK IM02 2014/11/12
CHKD:
APPR: JYCH01 2014/12/31

QUALITY SYMBOLS
FA=0
FC=0
FP=0

GENERAL TOLERANCES (UNLESS SPECIFIED)

| | | |
|----------|-------|------|
| | mm | INCH |
| 4 PLACES | ±0 | ±0 |
| 3 PLACES | ±0.25 | ±0 |
| 2 PLACES | ±0.3 | ±0 |
| 1 PLACE | ±0 | ±0 |
| 0 PLACE | ±0 | ±0 |

ANGULAR ± 1 °
DRAFT WHERE APPLICABLE
MUST REMAIN WITHIN DIMENSIONS

DIMENSION STYLE
MM ONLY

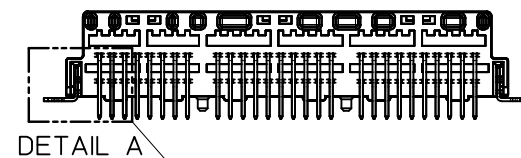
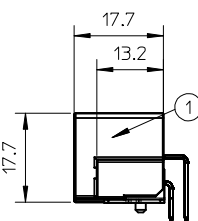
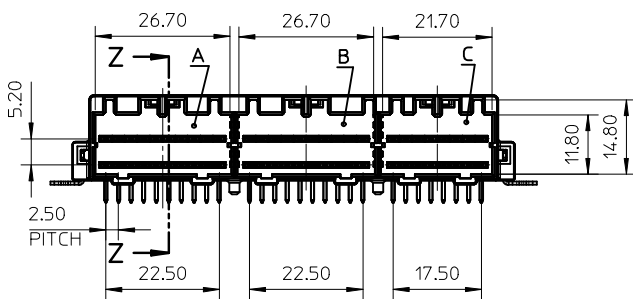
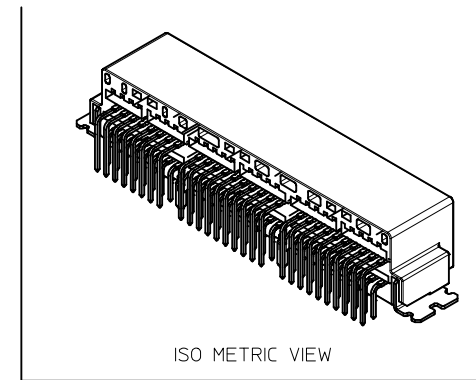
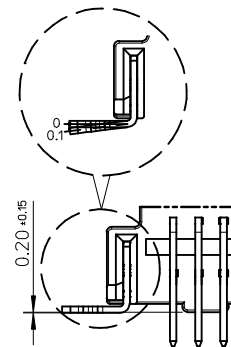
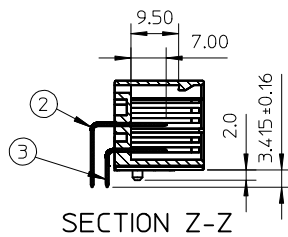
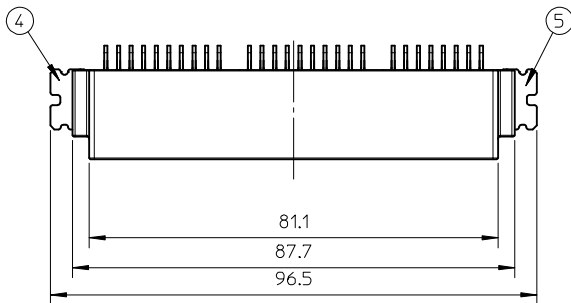
| | | |
|-------------|------------|---------------------------------|
| DRAWN BY | DATE | TITLE |
| JWK IM02 | 2014/11/12 | 040 WTB R/A SMT HEADER ASSY 56P |
| CHECKED BY | DATE | |
| BCYOON | 2014/11/12 | |
| APPROVED BY | DATE | |
| JYCH01 | 2014/12/31 | |

MATERIAL NO. SEE TABLE
SIZE A3
THIS DRAWING CONTAINS INFORMATION THAT IS PROPRIETARY TO MOLEX INCORPORATED AND SHOULD NOT BE USED WITHOUT WRITTEN PERMISSION

SCALE 1:1
DESIGN UNITS METRIC
THIRD ANGLE PROJECTION

molex

DOCUMENT NO. SD-104083-001_ SHEET NO. 1 OF 1

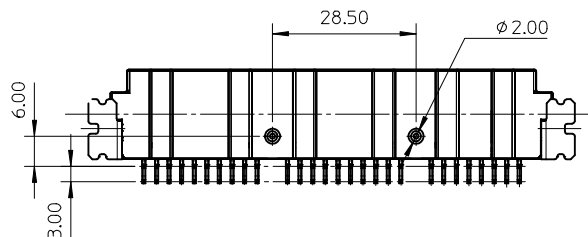


NOTES

1. APPLICABLE FEMALE HOUSING : 35564-2015, 35564-2016, 35563-1615
A(GRAY) B(BLACK) C(GRAY)
2. PLATING : SN 1-3 OVER NI 1-4 (MICRO METER)
3. PIN POSITION OF SOLDER AREA SHOULD BE CHECKED IN MATING PCB CHARACTERISTIC PRIOR TO DIMENSION.

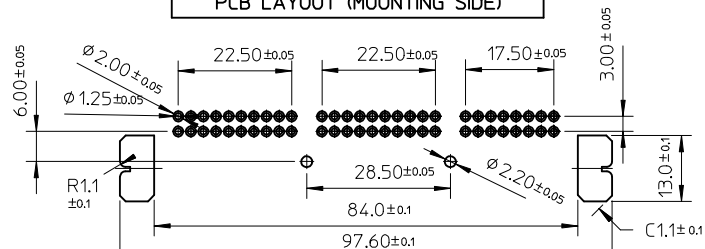
| NO | DESCRIPTION | MATERIAL/PLATING | Q'TY |
|----|----------------------------------|------------------|------|
| 5 | FITTING NAIL (R) FOR R/A SMT | BRASS (POST-TIN) | 1 |
| 4 | FITTING NAIL (L) FOR R/A SMT | BRASS (POST-TIN) | 1 |
| 3 | 040 WTB MALE TML (S) FOR R/A SMT | BRASS (POST-TIN) | 28 |
| 2 | 040 WTB MALE TML (L) FOR R/A SMT | BRASS (POST-TIN) | 28 |
| 1 | 040 WTB R/A SMT HEADER HSG 5P | SPS-GF30 | 1 |

<TABLE 1>



| MATERIAL NO | ORDER NO | COLOR |
|-------------|-------------|-------|
| 1041835621 | 104183-5621 | BLACK |

PCB LAYOUT (MOUNTING SIDE)



ENTER DESCRIPTION
EC NO: KTR2014-0038
DRWN: JWK IM02 2014/11/12
CHKD:
APPR: JYCH01 2014/12/31

QUALITY SYMBOLS
FA=0
FC=0
FP=0

GENERAL TOLERANCES (UNLESS SPECIFIED)

| | mm | INCH |
|----------|-------|------|
| 4 PLACES | ±0 | ±0 |
| 3 PLACES | ±0.25 | ±0 |
| 2 PLACES | ±0.3 | ±0 |
| 1 PLACE | ±0 | ±0 |
| 0 PLACE | ±0 | ±0 |

ANGULAR ± 1 °
DRAFT WHERE APPLICABLE
MUST REMAIN WITHIN DIMENSIONS

DIMENSION STYLE
MM ONLY

| DRAWN BY | DATE | TITLE |
|----------|------------|---------------------------------|
| JWK IM02 | 2014/11/12 | 040 WTB R/A SMT HEADER ASSY 56P |
| BCYOON | 2014/11/12 | |
| JYCH01 | 2014/12/31 | |

MATERIAL NO. SEE TABLE
DOCUMENT NO. SD-104083-001_

SCALE 1:1
DESIGN UNITS METRIC
THIRD ANGLE PROJECTION

molex

SHEET NO. 1 OF 1

THIS DRAWING CONTAINS INFORMATION THAT IS PROPRIETARY TO MOLEX INCORPORATED AND SHOULD NOT BE USED WITHOUT WRITTEN PERMISSION