


# Multi-Layer Common Mode Chip Choke

0201/0302/0403 Series



- For high speed differential signal lines ( USB, LVDS, MIPI, MDDI, MHL, HDMI, DVI. )
- Suppression of common mode noise without attenuating the signal
- Multilayer -40~+85°C design

## Electrical Specifications @ 25°C

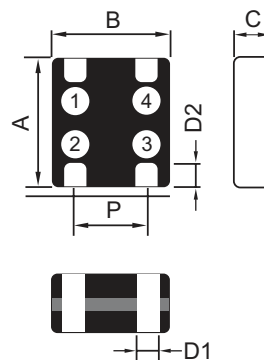
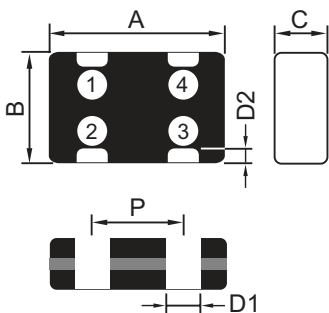
Part Number	Common Mode Impedance (Ω)	Test Frequency (MHz)	Rated Voltage (Vdc) MAX	Insulation Resistance (MΩ) MIN	DC Resistance (Ω) MAX	Rated Current (mA) MAX
PE-0201MCMC600ST	60±25%	100	5	100	4.75	50
PE-0201MCMC900ST	90±25%	100	5	100	6.5	50
PE-0302MCMC120GT	12±5Ω	100	5	100	2.5	130
PE-0302MCMC470MT	47±20%	100	5	100	5	100
PE-0302MCMC900MT	90±20%	100	5	100	6.5	100
PE-0403MCMC400ST	40±25%	100	5	100	2.5	100
PE-0403MCMC900ST	90±25%	100	5	100	4.5	100

Tolerance: G = ±5Ω, M = ±20%, S = ±25%

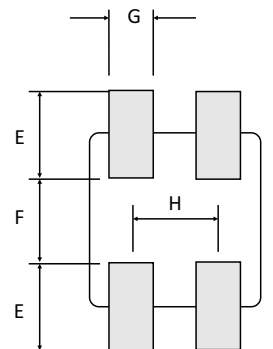
## Mechanical

Size	Chip Size				Land Patterns For Reflow Soldering					
	A	B	C	P	D1	D2	E	F	G	H
0201	0.65±0.05	0.50±0.05	0.30±0.05	0.40±0.10	0.15±0.10	0.12±0.10	0.27-0.33	0.17-0.23	0.20-0.26	0.48
0302	0.85±0.05	0.65±0.05	0.40 ±0.05	0.50±0.10	0.27±0.10	0.20+0.05/-0.1	0.25-0.35	0.25-0.35	0.25-0.35	0.50
0403	1.25±0.15	1.0±0.15	0.55 ±0.10	0.55±0.10	0.30±0.10	0.20±0.10	0.45-0.55	0.70-0.80	0.25-0.35	0.55

PE-0201MCMC600ST  
PE-0201MCMC900ST



### SUGGESTED LAND PATTERN



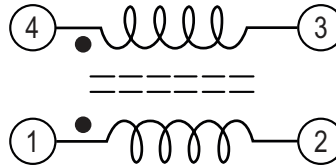
All Unit in mm

Unit Weight .....(0201) 0.0005 grams  
(0302) 0.0009 grams  
(0403) 0.0027 grams

Tape & Reel ...15000 (0201)/reel  
10000 (0302)/reel  
5000(0403)/reel

## Schematic

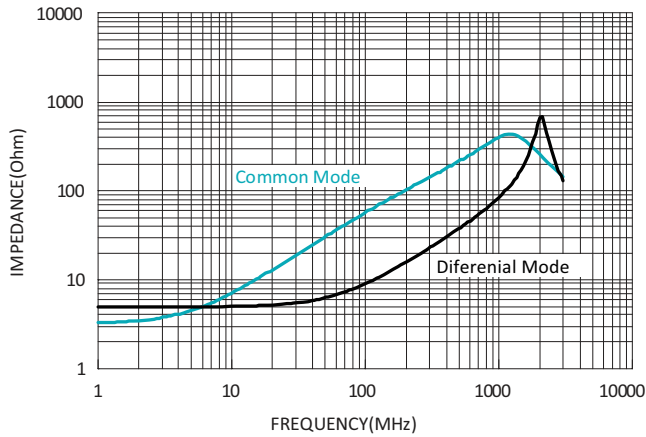
PE-XXXXXXXXXXXX



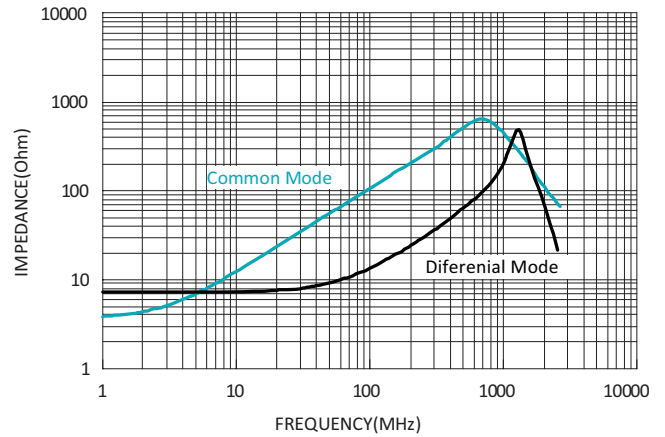
## Impedance vs. Frequency

### Characteristic Graphs

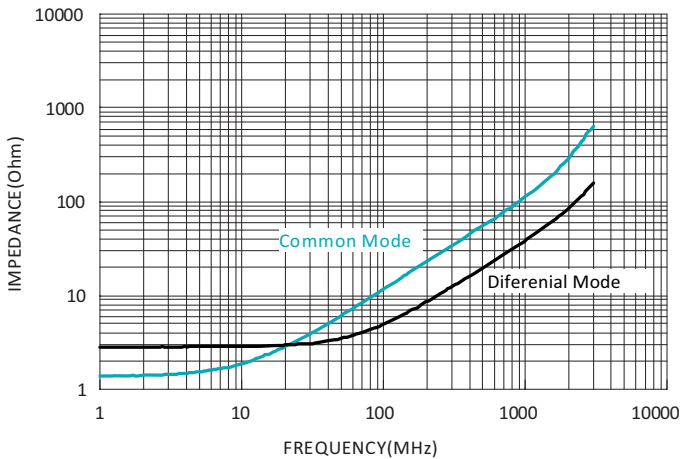
PE-0201MCMC600ST



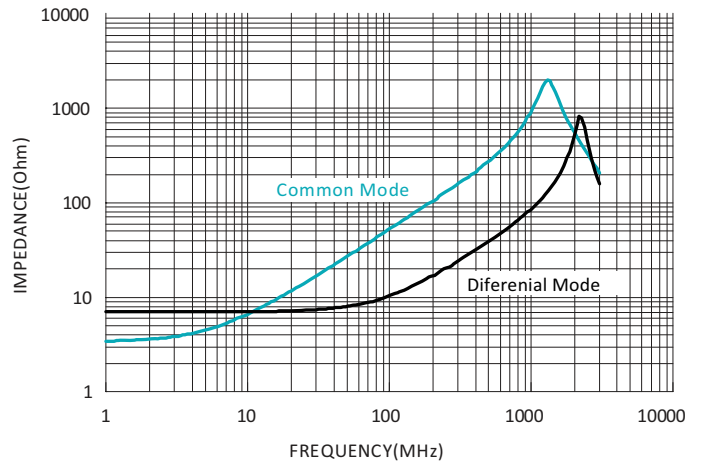
PE-0201MCMC900ST



PE-0302MCMC120GT

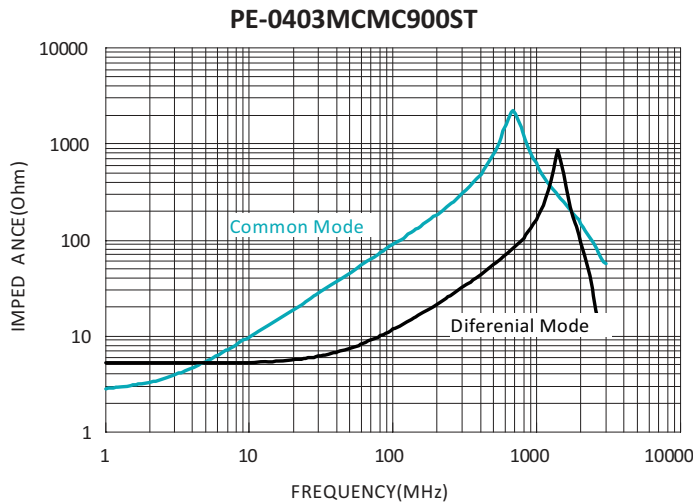
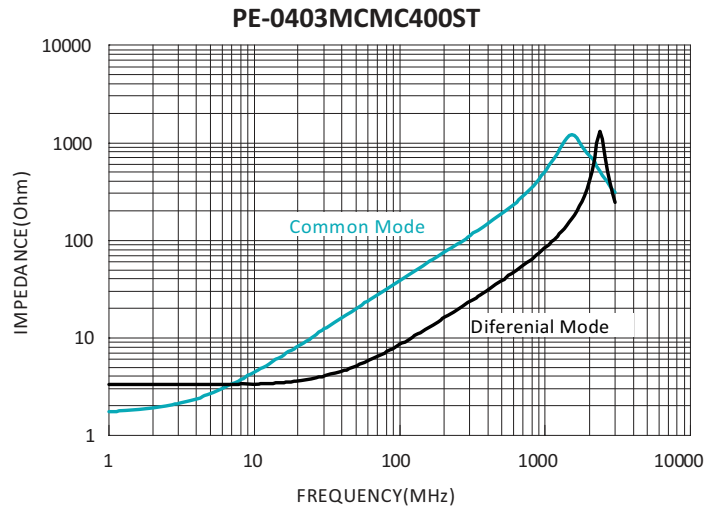
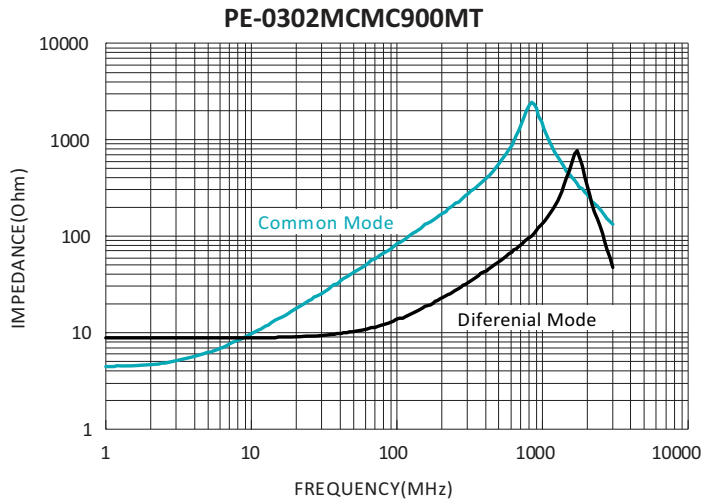


PE-0302MCMC470MT



## Impedance vs. Frequency

### Characteristic Graphs

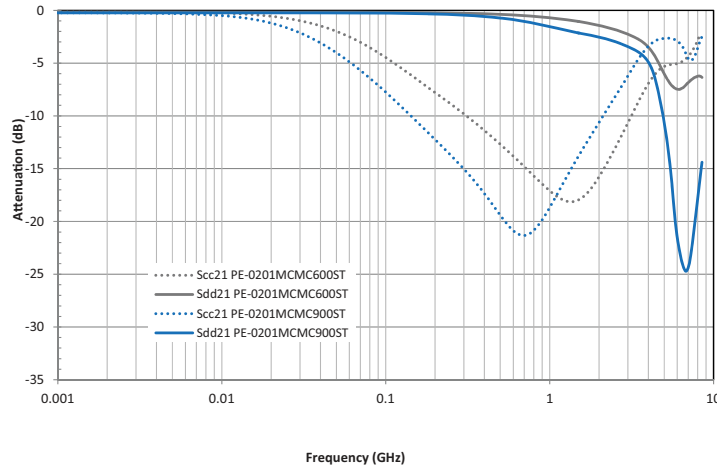


# Multi-Layer Common Mode Chip Choke

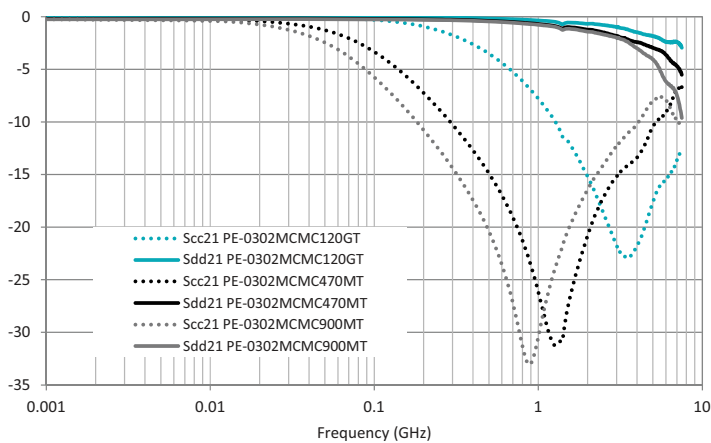
0201/0302/0403 Series

## Characteristic Graphs - S Parameter

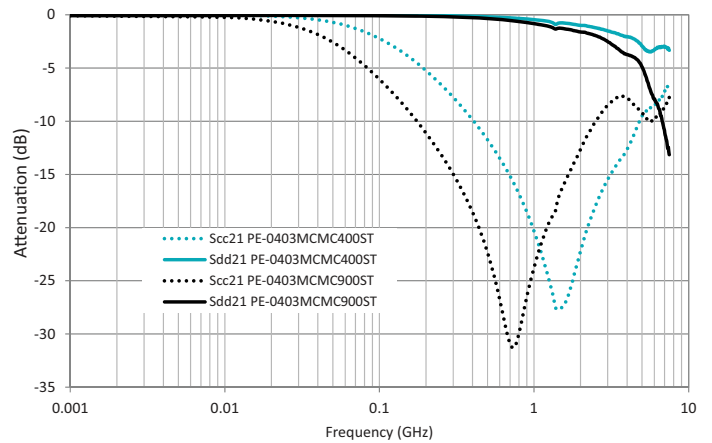
### PE-0201MCMC series



### PE-0302MMC Series



### PE-0403MCMC Series



## For More Information

### Pulse Worldwide Headquarters

12220 World Trade Drive  
San Diego, CA  
92128  
U.S.A.

Tel: 858 674 8100  
Fax: 858 674 8262

### Pulse Europe

Einsteinstrasse 1  
D-71083 Herrenberg  
Germany

Tel: 49 7032 78060  
Fax: 49 7032 7806 135

### Pulse China Headquarters

B402, Shenzhen Academy of  
Aerospace Technology Bldg.  
10th Kejian Road  
High-Tech Zone  
Nanshan District  
Shenzhen, PR China 518057  
Tel: 86 755 33966678  
Fax: 86 755 33966700

### Pulse North China

Room 2704/2705  
Super Ocean Finance  
Ctr.  
2067 Yan An Road  
West  
Shanghai 200336  
China

Tel: 86 21 62787060  
Fax: 86 2162786973

### Pulse South Asia

135 Joo Seng Road  
#03-02  
PM Industrial Bldg.  
Singapore 368363

Tel: 65 6287 8998  
Fax: 65 6287 8998

### Pulse North Asia

3F, No. 198  
Zhongyuan Road  
Zhongli City  
Taoyuan County 320  
Taiwan R. O. C.  
Tel: 886 3 4356768  
Fax: 886 3 4356823 (Pulse)  
Fax: 886 3 4356820 (FRE)

Performance warranty of products offered on this data sheet is limited to the parameters specified. Data is subject to change without notice. Other brand and product names mentioned herein may be trademarks or registered trademarks of their respective owners. © Copyright, 2016. Pulse Electronics, Inc. All rights reserved.