

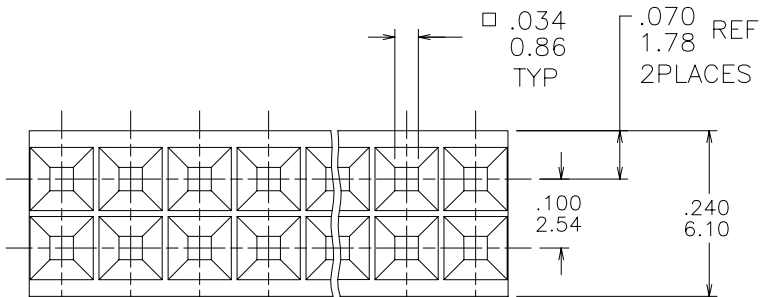


FCIconnect.com

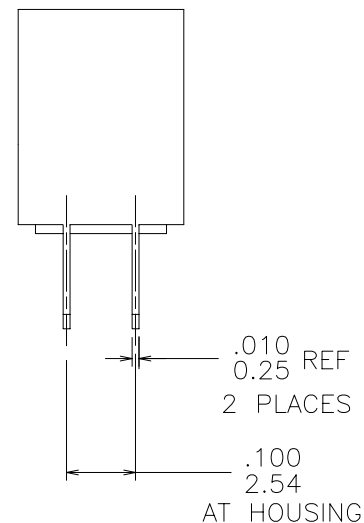
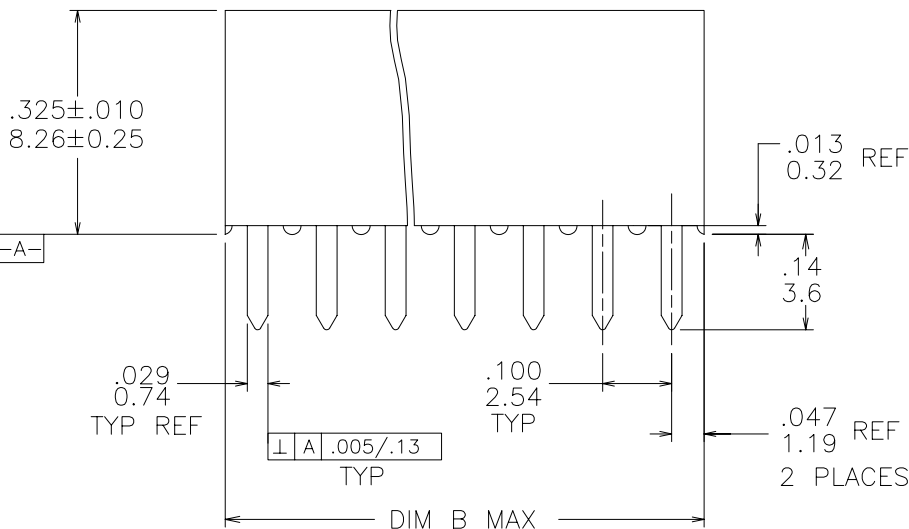
Copyright FCI

PRODUCT NUMBER
SEE TABLE

.100 ±.004
2.54 ±.10
NON-ACCUMULATIVE
TYP



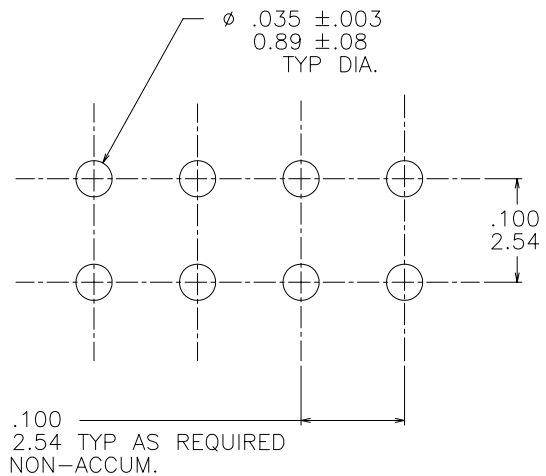
DIM A ±.004
±0.10



mat'l. code NOTES 1 & 2		surface ISO 1302 ✓	tolerance ISO 406 ISO 1101	projection ⊕	product family CARD CONN
ltr	ecn no	dr	date	tolerances unless otherwise specified	title
E	-NONE-	MRC	2/24/92	angles	VERT. CARD CONNECTOR .100/2.54 CTR., DBL ROW
F	V23245	MRC	10/13/92	linear	
G	V70788	LSS	6/12/97	0°±2'	
H	V80354	EPK	3/6/98	dr	M. CORNMAN 12/24/92
J	V94468	MDF	1/11/00	enfr	W. NORTHEY 12/24/92
K	M05-0216	ERE	10/11/05	chr	W. NORTHEY 12/24/92
L	M06-0210	MHT	6/03/06	appd	W. NORTHEY 12/24/92
sheet	revision	L	L	L	FCI
index	sheet	1	2	3	
scale 4:1					dwg no 66952
					sheet 1 of 3 size A3
					type Product Customer Drawing

form: A3

PRODUCT NUMBER
SEE TABLE



NOTES.

- ① HOUSING MATERIAL: FILLED POLYESTER.
FLAME RETARDANT PER UL 94V-0.
COLOR: BLACK.
- ② TERMINAL MATERIAL:
BODY: BRASS
SPRING: {BeCu. HEAT TREATED
BODY PLATING: 15u"/.38u Au OVER 50u"/1.27u Ni IN CONTACT AREA,
SPRING PLATING: GOLD FLASH
3. MARK FCI PART NUMBER AND DATE CODE LEGIBLE
ON TUBE LABEL.
4. APPLICATION INFORMATION.
A. RECOMMENDED MOUNTING HOLE PATTERN IS SHOWN IN FIG. A
B. ALL MATING PINS TO BE .025/.64 SQUARE ON TRUE CENTER OF GIVEN
TERMINAL SPACINGS, WITHIN .015/.38 DIAMETER.
C. SUGGESTED MATING PIN LENGTH, $.210 \pm .020 / 5.33 \pm .51$.
- ⑤ SPECIAL SPRING .0050 / .127.
- ⑥ ADD "LF" SUFFIX AT THE END OF PART NUMBER FOR LEAD FREE OPTION.
7. THESE PRODUCTS MEET EUROPEAN UNION DIRECTIVES AND OTHER
COUNTRY REGULATIONS AS DESCRIBED IN GS-22-008.
8. THIS PART WILL WITHSTAND EXPOSURE TO 260°C PEAK TEMPERATURE
FOR 20 SECONDS IN WAVE SOLDER, INFRA-RED OR VAPOR PHASE
SOLDER PROCESS.

FIGURE "A"
SCALE 6:1
RECOMMENDED HOLE PATTERN

FCJ
FCIconnect.com

Copyright FCI

mat'l. code		surface ISO 1302 <input checked="" type="checkbox"/>		tolerance ISO 406 ISO 1101		projection 		product family CARD CONN	
ltr		ecn no		dr		date		title	
L								VERT. CARD CONNECTOR .100/2.54 CTR., DBL ROW	
				tolerances unless otherwise specified		INCH/MM		dwg no	
		angles		linear		scale 4:1		sheet 2 of 3 size	
		0°±2'		.XX±.01/.X±.3 .XXX±.0.005/.XX±.13 XXXX±.0020/.XXX±.051		FCJ		66952 A3	
		dr		M. CORNMAN		12/24/92		type Product Customer Drawing	
		enr		W. NORTHEY		12/24/92			
		chr		W. NORTHEY		12/24/92			
		appd		W. NORTHEY		12/24/92			
sheet index		revision sheet							

PRODUCT NO.	SIZE	DIM A	DIM B	LEAD FREE OPTION
66952-001	U N A S S I G N E D			
-002	2 X 2	.100/2.54	.200/5.08	
-003	2 X 3	.200/5.08	.300/7.62	
-004	2 X 4	.300/7.62	.400/10.16	
-005	2 X 5	.400/10.16	.500/12.70	
-006	2 X 6	.500/12.70	.600/15.24	
-007	2 X 7	.600/15.24	.700/17.78	
-008	2 X 8	.700/17.78	.800/20.32	
-009	2 X 9	.800/20.32	.900/22.86	
-010	2 X 10	.900/22.86	1.000/25.40	
-011	2 X 11	1.000/25.40	1.100/27.94	
-012	2 X 12	1.100/27.94	1.200/30.48	
-013	2 X 13	1.200/30.48	1.300/33.02	
-014	2 X 14	1.300/33.02	1.400/35.56	
-015	2 X 15	1.400/35.56	1.500/38.10	
-016	2 X 16	1.500/38.10	1.600/40.64	
-017	2 X 17	1.600/40.64	1.700/43.18	
-018	2 X 18	1.700/43.18	1.800/45.72	
-019	2 X 19	1.800/45.72	1.900/48.26	
-020	2 X 20	1.900/48.26	2.000/50.80	
-021	2 X 21	2.000/50.80	2.100/53.34	
-022	2 X 22	2.100/53.34	2.200/55.88	
-023	2 X 23	2.200/55.88	2.300/58.42	
-024	2 X 24	2.300/58.42	2.400/60.96	
-025	2 X 25	2.400/60.96	2.500/63.50	
-026	2 X 26	2.500/63.50	2.600/66.04	
-027	2 X 27	2.600/66.04	2.700/68.58	
-028	2 X 28	2.700/68.58	2.800/71.12	
-029	2 X 29	2.800/71.12	2.900/73.66	
66052-030	2 X 30	2.900/73.66	3.000/76.20	NOTE 6

PRODUCT NO.	SIZE	DIM A	DIM B	LEAD FREE OPTION
66052-031	2 X 31	3.000/76.20	3.100/78.74	
-032	2 X 32	3.100/78.74	3.200/81.28	
-033	2 X 33	3.200/81.28	3.300/83.82	
-034	2 X 34	3.300/83.82	3.400/86.36	
-035	2 X 35	3.400/86.36	3.500/88.90	
-036	2 X 36	3.500/88.90	3.600/91.44	
66952-213	2 X 13	1.200/30.48	1.300/33.02	NOTE 5

NOTE 6

NOTE 6

NOTE 5



FCIconnect.com

Copyright FCI

mat'l. code		surface ISO 1302 <input checked="" type="checkbox"/>		tolerance ISO 406 ISO 1101		projection 		product family CARD CONN	
ltr		ecn no		dr		date		title	
L								VERT. CARD CONNECTOR .100/2.54 CTR., DBL ROW	
		angles		linear		INCH/MM		scale 4:1	
		0'±2'						dwg no 66952	
				dr		M. CORNMAN 12/24/92		sheet 3 of 3 size A3	
				enr		W. NORTHEY 12/24/92		type Product Customer Drawing	
				chr		W. NORTHEY 12/24/92			
				appd		W. NORTHEY 12/24/92			
sheet index		revision sheet							