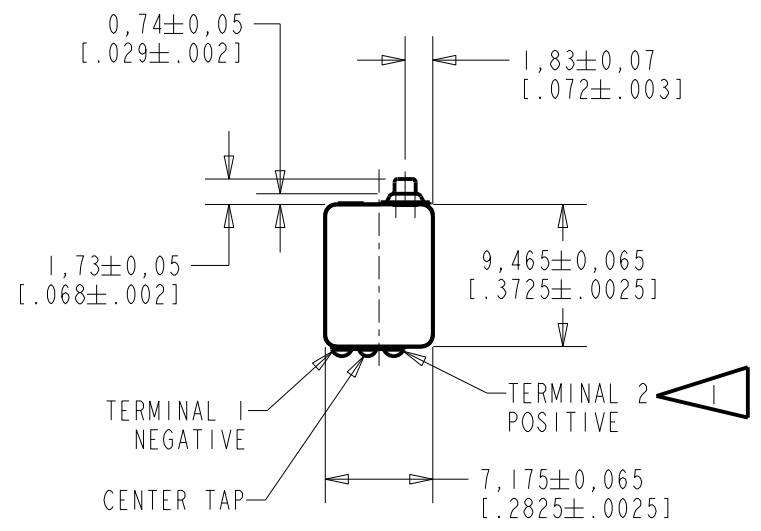
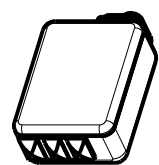
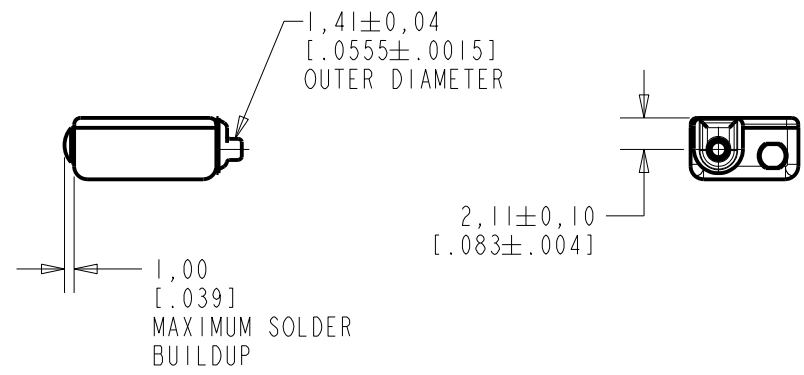
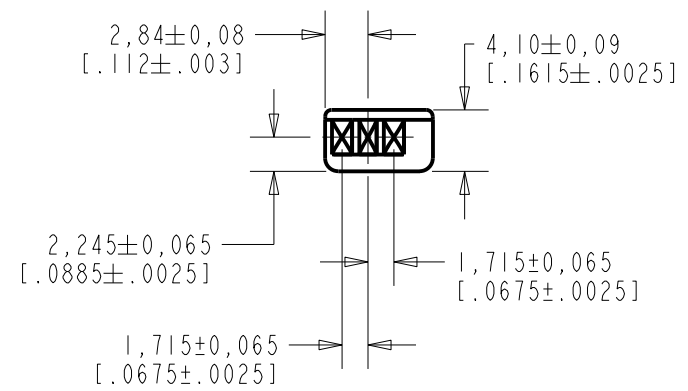


CI-22762-000
SHT 1.1



NOTES:

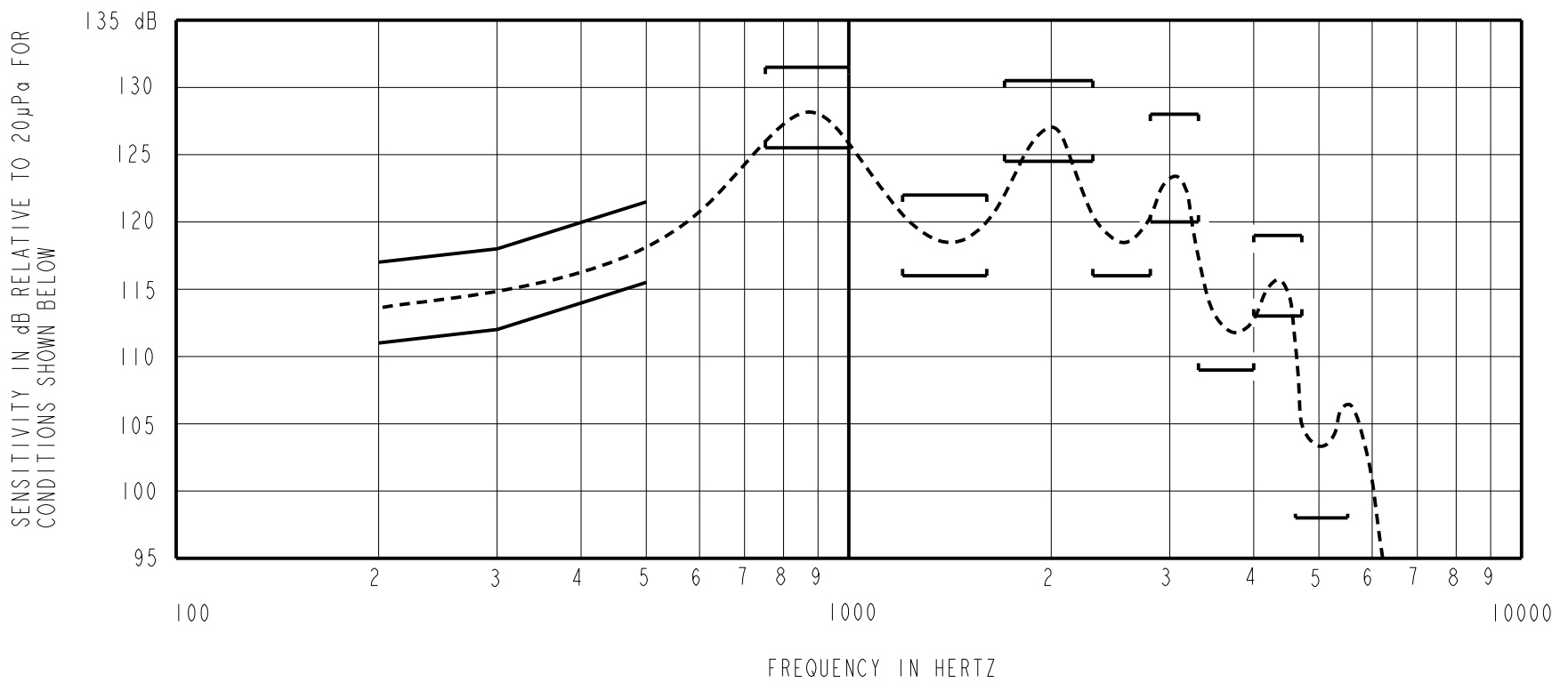
▶ A POSITIVE GOING VOLTAGE AT TERMINAL 2, RELATIVE TO TERMINAL 1, CAUSES AN INCREASE IN PRESSURE AT THE SOUND OUTLET.



DIMENSIONS IN MILLIMETERS [INCHES]

| Revision | C.O. # | Implementation Date | RELEASE LEVEL | REVISION |
|----------------------|-----------|---------------------|---------------|----------|
| | | | Active | D |
| D | CI0111948 | 12-27-10 | | |
| SCALE: 2:1 | | | | |
| DO NOT SCALE DRAWING | | | DR. BY | DATE |
| TITLE: RECEIVER | | | DMS | 11-30-05 |
| | | | CI-22762-000 | |
| OUTLINE DRAWING | | | GJP | 12-5-05 |
| | | | SHT 1.1 | |
| | | | GJP | 12-5-05 |

KNOWLES ELECTRONICS
ITASCA, ILLINOIS U.S.A.



NOTES:

1. MEASUREMENTS MADE USING 38.1mm (1.5") X 1.35mm (.053") ID TUBE CONNECTED TO A SIMULATED ANSI S3.6 TYPE HA-3 (IEC 60318-5).

2. SENSITIVITY

| FREQUENCY | MIN. | MAX. |
|-----------|-------|-------|
| 200 | 111.0 | 117.0 |
| 300 | 112.0 | 118.0 |
| 500 | 115.5 | 121.5 |
| 750-1000 | 125.5 | 131.5 |
| 1200-1600 | 116.0 | 122.0 |
| 1700-2300 | 124.5 | 130.5 |
| 2300-2800 | 116.0 | --- |
| 2800-3300 | 120.0 | 128.0 |
| 3300-4000 | 109.0 | --- |
| 4000-4700 | 113.0 | 119.0 |
| 4600-5500 | 98.0 | --- |

3. RESPONSE, IMPEDANCE, AND DISTORTION MEASUREMENTS MADE USING THE ELECTRICAL TEST CONDITIONS SHOWN BELOW.

4. INDIVIDUAL SPECIFICATIONS.

| PORT LOCATION | ELECTRICAL TEST CONDITIONS | | | | IMPEDANCE @ 500Hz OHMS +/- 15% | DCR @20°C OHMS ±10% | DISTORTION | |
|---------------|----------------------------|-------|------------|-------|--------------------------------|---------------------|------------|----------|
| | RESPONSE & IMPEDANCE | | DISTORTION | | | | MAX. % | FREQ. Hz |
| | AC mA RMS | DC mA | AC mA RMS | DC mA | | | | |
| IS | 2.4 | 0.0 | 4.8 | 0.0 | 120 | 51 | 10 | 500 |

5. ELECTRICAL SOURCE IMPEDANCE MUST BE GREATER THAN 20 TIMES STATED IMPEDANCE FOR TEST CONDITIONS ABOVE.

| Revision | C.O. # | Implementation Date | RELEASE LEVEL | REVISION |
|----------|-----------|---------------------|---------------|----------|
| | | | Active | D |
| D | CI0111948 | 12-27-10 | | |

| | | | |
|--|--|---------|----------|
| WHEN TEST LIMITS ARE USED TO ESTABLISH INCOMING INSPECTION ACCEPTANCE/REJECTION CRITERIA, CORRELATION OF TEST EQUIPMENT WITH KNOWLES IS ALSO REQUIRED FOR ELIMINATION OF EQUIPMENT AND TEST METHOD VARIATION | | DR. BY | DATE |
| | | DMS | 11-30-05 |
| | | CK. BY | DATE |
| | | GJP | 12-5-05 |
| | | APP. BY | DATE |
| | | GJP | 12-5-05 |

| | | |
|--------|---------------------------|--------------|
| TITLE: | RECEIVER | CI-22762-000 |
| | PERFORMANCE SPECIFICATION | SHT 2.1 |

KNOWLES ELECTRONICS
ITASCA, ILLINOIS U.S.A.