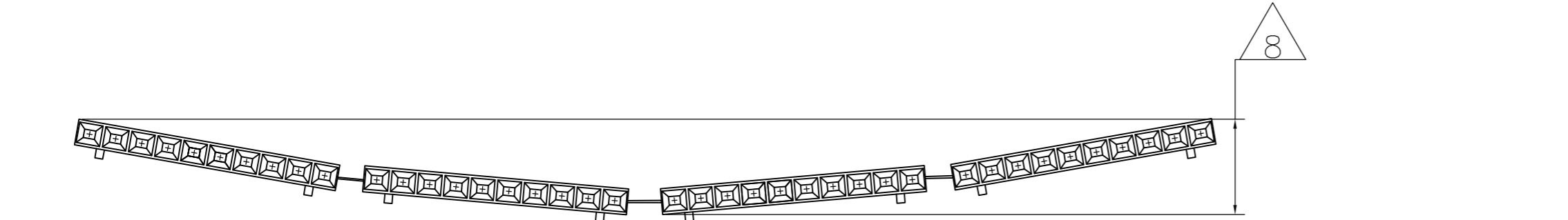
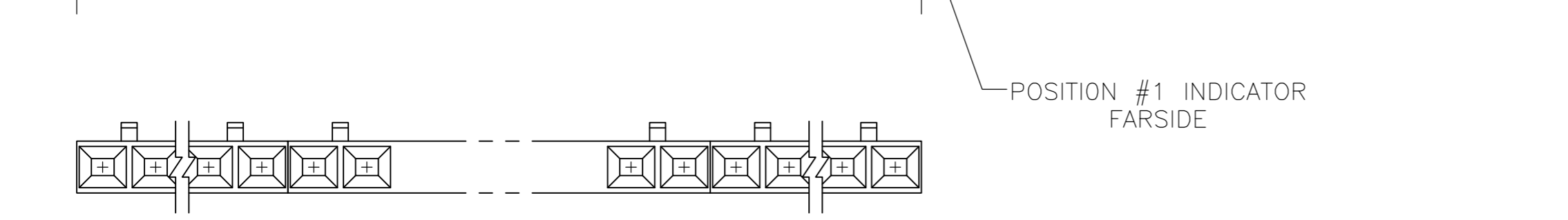
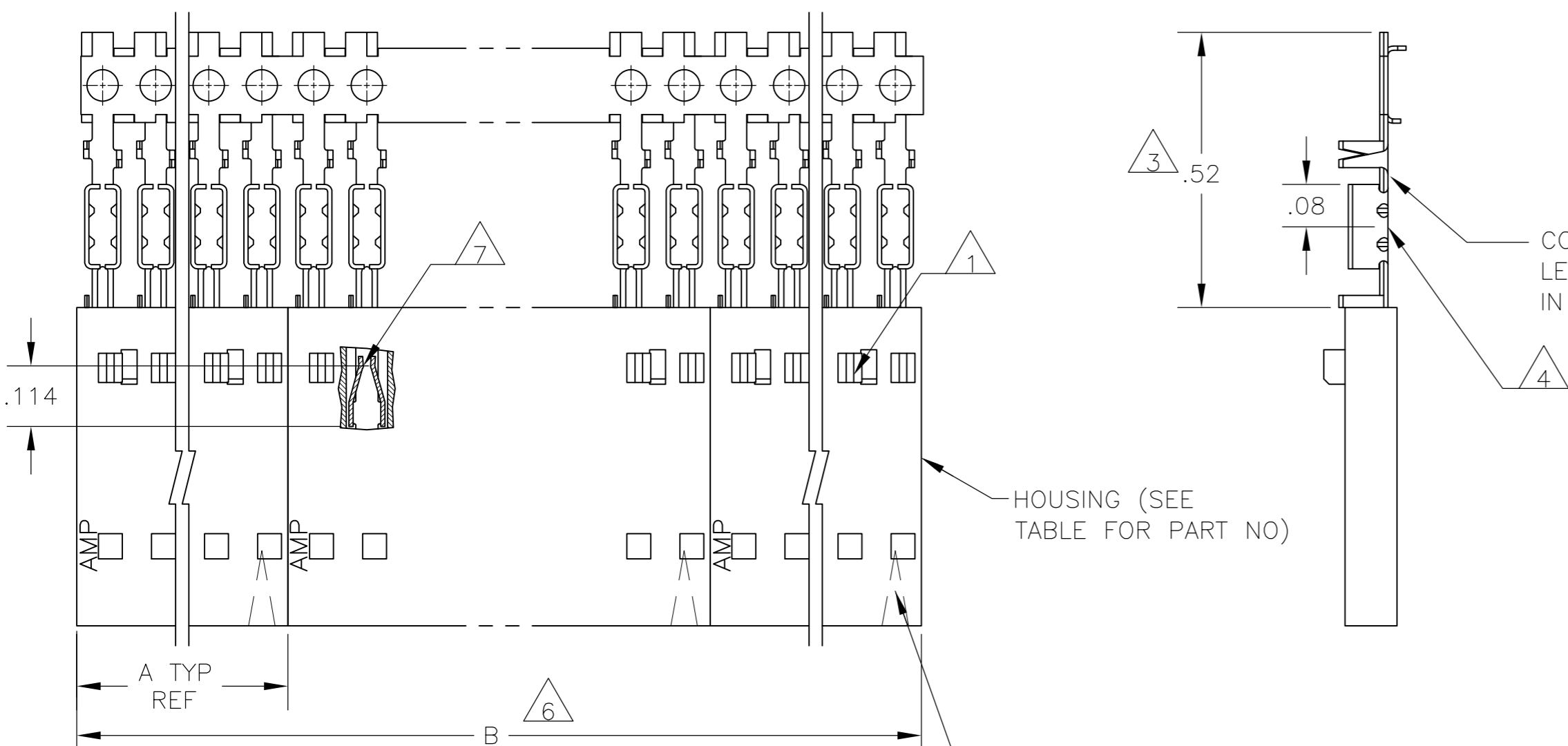


THIS DRAWING IS UNPUBLISHED. RELEASED FOR PUBLICATION
 © COPYRIGHT BY TYCO ELECTRONICS CORPORATION. ALL RIGHTS RESERVED.

LOC	DIST	REVISIONS					
		P	LTR	DESCRIPTION	DATE	DWN	APVD
AD	00	K		EC 0G3C 0759 04	24JAN05	BSV	JLG
		K1		REVISED PER ECO-09-020689	02SEP09	KK	AEG



EXAMPLE: STRIP ASSEMBLY
SCALE 2:1

PLATING	6	B	A	HOUSING PART NUMBER	NO OF POSN	ASSEMBLY PART NUMBER ON STRIP		
14	OBSOLETE	13	2	2.40	1.198	1-103648-1	12	6-103968-1
14	OBSOLETE	13	2	2.20	1.098	1-103648-0	11	6-103968-0
14	OBSOLETE	13	2	2.00	.998	103648-9	10	5-103968-9
14	OBSOLETE	13	2	1.80	.898	103648-8	9	5-103968-8
		13	2	1.60	.798	103648-7	8	5-103968-7
14	OBSOLETE	13	2	1.40	.698	103648-6	7	5-103968-6
14	OBSOLETE	13	4	2.39	.598	103648-5	6	5-103968-5
		13	4	1.99	.498	103648-4	5	5-103968-4
		13	5	1.99	.398	103648-3	4	5-103968-3
		13	8	2.40	.298	103648-2	3	5-103968-2
		13	10	2.00	.198	103648-1	2	5-103968-1
	11	10	2	2.00	.998	103648-9	10	1-103968-2
14	OBSOLETE	9	2	2.40	1.198	1-103648-1	12	1-103968-1
14	OBSOLETE	9	2	2.20	1.098	1-103648-0	11	1-103968-0
14	OBSOLETE	9	2	2.00	.998	103648-9	10	103968-9
14	OBSOLETE	9	2	1.80	.898	103648-8	9	103968-8
		9	2	1.60	.798	103648-7	8	103968-7
14	OBSOLETE	9	2	1.40	.698	103648-6	7	103968-6
14	OBSOLETE	9	4	2.39	.598	103648-5	6	103968-5
		9	4	1.99	.498	103648-4	5	103968-4
		9	5	1.99	.398	103648-3	4	103968-3
		9	8	2.40	.298	103648-2	3	103968-2
		9	10	2.00	.198	103648-1	2	103968-1

THIS DRAWING IS A CONTROLLED DOCUMENT. DWN 05 NOV 1986
 L. MAYER
 CHK P.C.DEJONG 11-12-86
 APVD J. SCHEIFFER 11-13-86
 Tyco Electronics Corporation Harrisburg, Pa 17105-3608
 RCPT ASSY, AMPMODU MTE, SINGLE ROW, .100 C/L, WITH GUIDE RIBS, FOR #22-#26 AWG WIRE SIZE, STRIP FORM
 DIMENSIONS: INCHES TOLERANCES UNLESS OTHERWISE SPECIFIED:
 0 PLC ± -
 1 PLC ± -
 2 PLC ± .02
 3 PLC ± .005
 4 PLC ± -
 ANGLES ± -
 MATERIAL 12 SEE TABLE FINISH
 PRODUCT SPEC 108-25034
 APPLICATION SPEC 114-25026
 WEIGHT -
 CUSTOMER DRAWING
 SCALE 4:1 SHEET 1 OF 1 REV K1