




MATE-N-LOK | Micro MATE-N-LOK

TE Internal #: 2029076-2

Rectangular Power Connectors, Header, Plug, Wire-to-Board, 2 Position, 3 mm [.118 in] Centerline, Printed Circuit Board, UL 94V-0, Micro MATE-N-LOK

[View on TE.com >](#)

Connectors > Power Connectors > Rectangular Power > Rectangular Power Connectors



Rectangular Power Connector Type: **Header**

Connector & Housing Type: **Plug**

Connector System: **Wire-to-Board**

Number of Positions: **2**

Centerline (Pitch): **3 mm [.118 in]**

**Features**

**Product Type Features**

Header Type	Fully Shrouded
Rectangular Power Connector Type	Header
Connector & Housing Type	Plug
Connector System	Wire-to-Board
Sealable	No
Connector & Contact Terminates To	Printed Circuit Board

**Configuration Features**

Number of Positions	2
PCB Mount Orientation	Vertical
Number of Power Positions	2
Number of Rows	1

**Electrical Characteristics**

Operating Voltage	250 VDC
-------------------	---------

**Contact Features**



Multiple Contact Types	Without
PCB Contact Termination Area Plating Material Thickness	2.54 $\mu\text{m}$ [100 $\mu\text{in}$ ]
Contact Layout	Inline
Contact Mating Area Plating Material	Tin
Contact Current Rating (Max)	5 A
Contact Retention Within Housing	Without
Contact Type	Pin
PCB Contact Termination Area Plating Material	Tin
Contact Mating Area Plating Material Thickness	100 $\mu\text{m}$ [2.54 $\mu\text{in}$ ]

### Termination Features

Termination Method to Printed Circuit Board	Surface Mount
---------------------------------------------	---------------

### Mechanical Attachment

Strain Relief	Without
Mating Alignment Type	Polarization
Mating Retention	With
Mating Alignment	With
PCB Mount Alignment	Without
PCB Mount Retention	With
PCB Mount Retention Type	Hold-Down Post
Mating Retention Type	Latch, Locking Latch
Connector Mounting Type	Board Mount

### Housing Features

Centerline (Pitch)	3 mm[.118 in]
Housing Color	Natural
Housing Material	Nylon

### Dimensions

Connector Height	3.86 mm[.149 in]
PCB Thickness (Recommended)	.06 mm[1.57 in]
Product Width	8.11 mm[.319 in]
Product Length	10 mm[.393 in]

### Usage Conditions

Operating Temperature Range	-40 – 105 $^{\circ}\text{C}$ [-40 – 221 $^{\circ}\text{F}$ ]
-----------------------------	--------------------------------------------------------------



### Operation/Application

Shielded	No
Circuit Application	Power

### Identification Marking

Circuit Identification Feature	Without
--------------------------------	---------

### Industry Standards

Glow Wire Material Rating	Material with GWFI 850°C, Material with GWIT $\geq$ 775°C
UL Rating	Recognized
Agency/Standard	CNR, USR
Approved Standards	UL E28476
UL Flammability Rating	UL 94V-0
Glow Wire Rating	GWT 750°C (Without Flame)

### Packaging Features

Packaging Quantity	215
Packaging Method	Box & Tray, Tray

### Product Compliance

[For compliance documentation, visit the product page on TE.com>](#)

EU RoHS Directive 2011/65/EU	Compliant
EU ELV Directive 2000/53/EC	Compliant
China RoHS 2 Directive MIIT Order No 32, 2016	No Restricted Materials Above Threshold
EU REACH Regulation (EC) No. 1907/2006	Current ECHA Candidate List: JUNE 2023 (235) Candidate List Declared Against: JUNE 2023 (235) Does not contain REACH SVHC
Halogen Content	Low Halogen - Br, Cl, F, I < 900 ppm per homogenous material. Also BFR/CFR/PVC Free
Solder Process Capability	Reflow solder capable to 260°C

#### Product Compliance Disclaimer


This information is provided based on reasonable inquiry of our suppliers and represents our current actual knowledge based on the information they provided. This information is subject to change. The part numbers that TE has identified as EU RoHS compliant have a maximum concentration of 0.1% by weight in homogenous materials for lead, hexavalent chromium, mercury, PBB, PBDE, DBP, BBP, DEHP, DIBP, and 0.01% for cadmium, or qualify for an exemption to these limits as defined in the Annexes of Directive 2011/65/EU (RoHS2). Finished electrical and electronic equipment products

will be CE marked as required by Directive 2011/65/EU. Components may not be CE marked. Additionally, the part numbers that TE has identified as EU ELV compliant have a maximum concentration of 0.1% by weight in homogenous materials for lead, hexavalent chromium, and mercury, and 0.01% for cadmium, or qualify for an exemption to these limits as defined in the Annexes of Directive 2000/53/EC (ELV). Regarding the REACH Regulation, the information TE provides on SVHC in articles for this part number is based on the latest European Chemicals Agency (ECHA) 'Guidance on requirements for substances in articles' posted at this URL: <https://echa.europa.eu/guidance-documents/guidance-on-reach>


## Compatible Parts



Also in the Series | **Micro MATE-N-LOK**



Insertion &amp; Extraction Tools(1)



Power Contacts(27)



Rectangular Power Connectors(479)

## Customers Also Bought



TE Part #2213929-5  
Z35 MINI LED HOLDER 16\*19  
PANHEAD



TE Part #2174024-1  
LUMAWISE LED HOLDER, TYPE NL2



TE Part #41559  
RING 18-14 AWG BR



TE Part #62850-1  
110 FASTON REC 20-18 AWG TPBR



TE Part #2324697-6  
PUSH GRIP CONNECTOR 6P



TE Part #2388553-3  
PUSH-IN CONNECTOR, 3 POS



TE Part #5-1609091-7  
F8440A=3FB3-MS MOD

## Documents

### Product Drawings

2P MICRO MNL 1R RA HDR ASY NAT

English

### CAD Files

3D PDF

3D

Customer View Model

[ENG\\_CVM\\_CVM\\_2029076-2\\_B\\_c-2029076-2-b.2d\\_dxf.zip](#)

English

Customer View Model

[ENG\\_CVM\\_CVM\\_2029076-2\\_B\\_c-2029076-2-b.3d\\_igs.zip](#)

English

Customer View Model

[ENG\\_CVM\\_CVM\\_2029076-2\\_B\\_c-2029076-2-b.3d\\_stp.zip](#)

English

By downloading the CAD file I accept and agree to the [Terms and Conditions](#) of use.



---

**Datasheets & Catalog Pages**

**MICRO MATE-N-LOK CONNECTOR SYSTEM**

English

---

**Product Specifications**

**Application Specification**

English