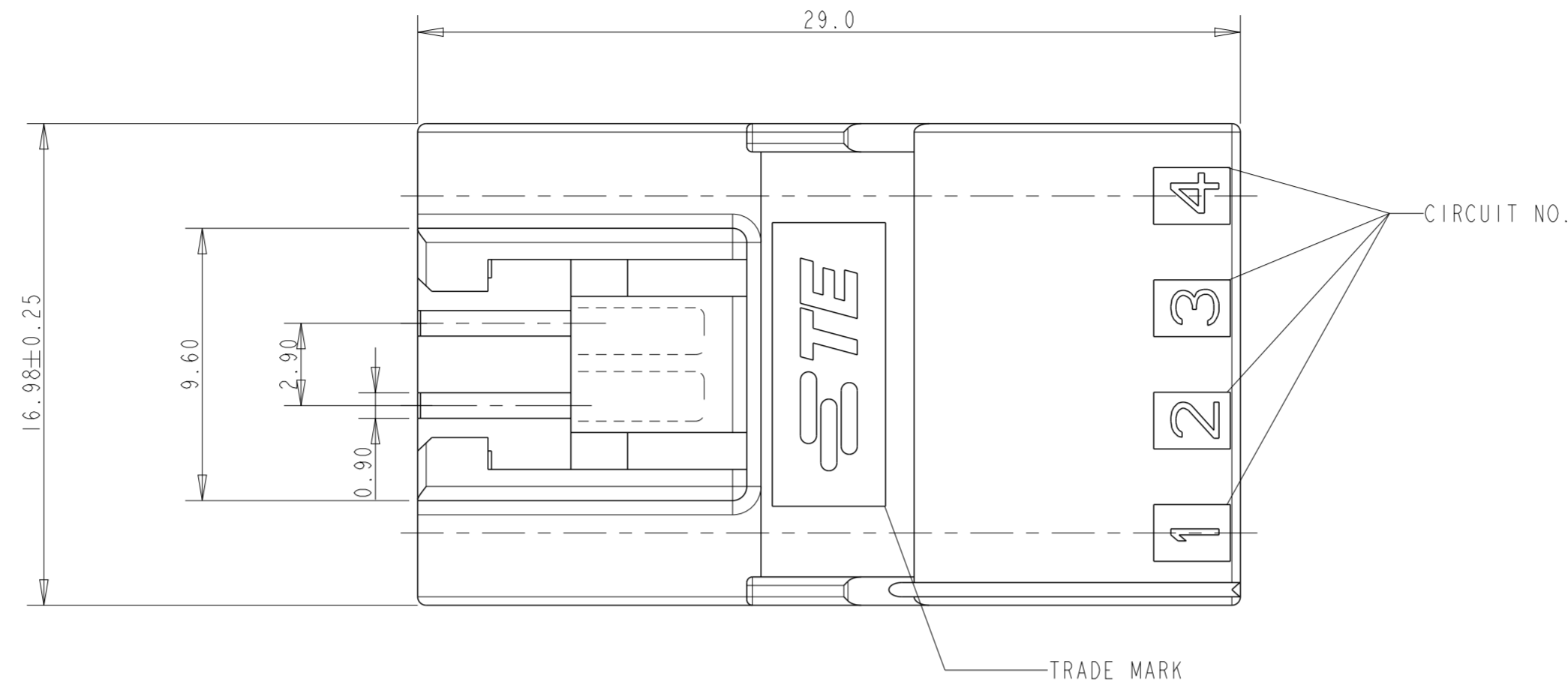
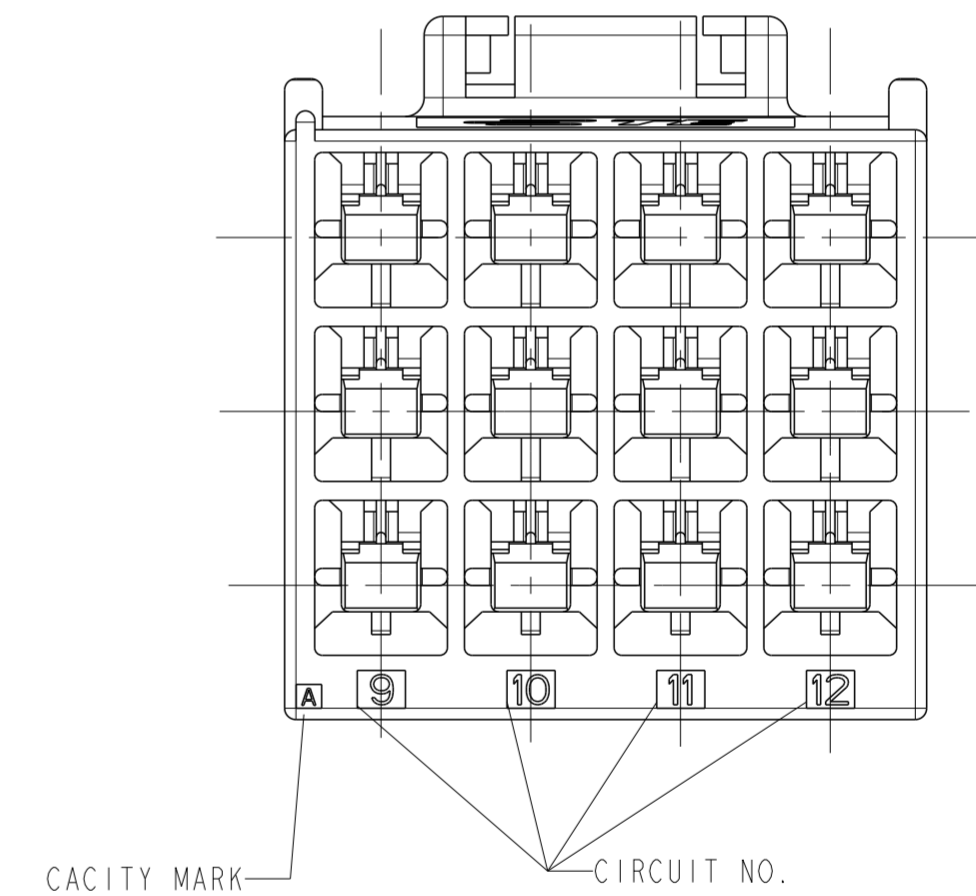
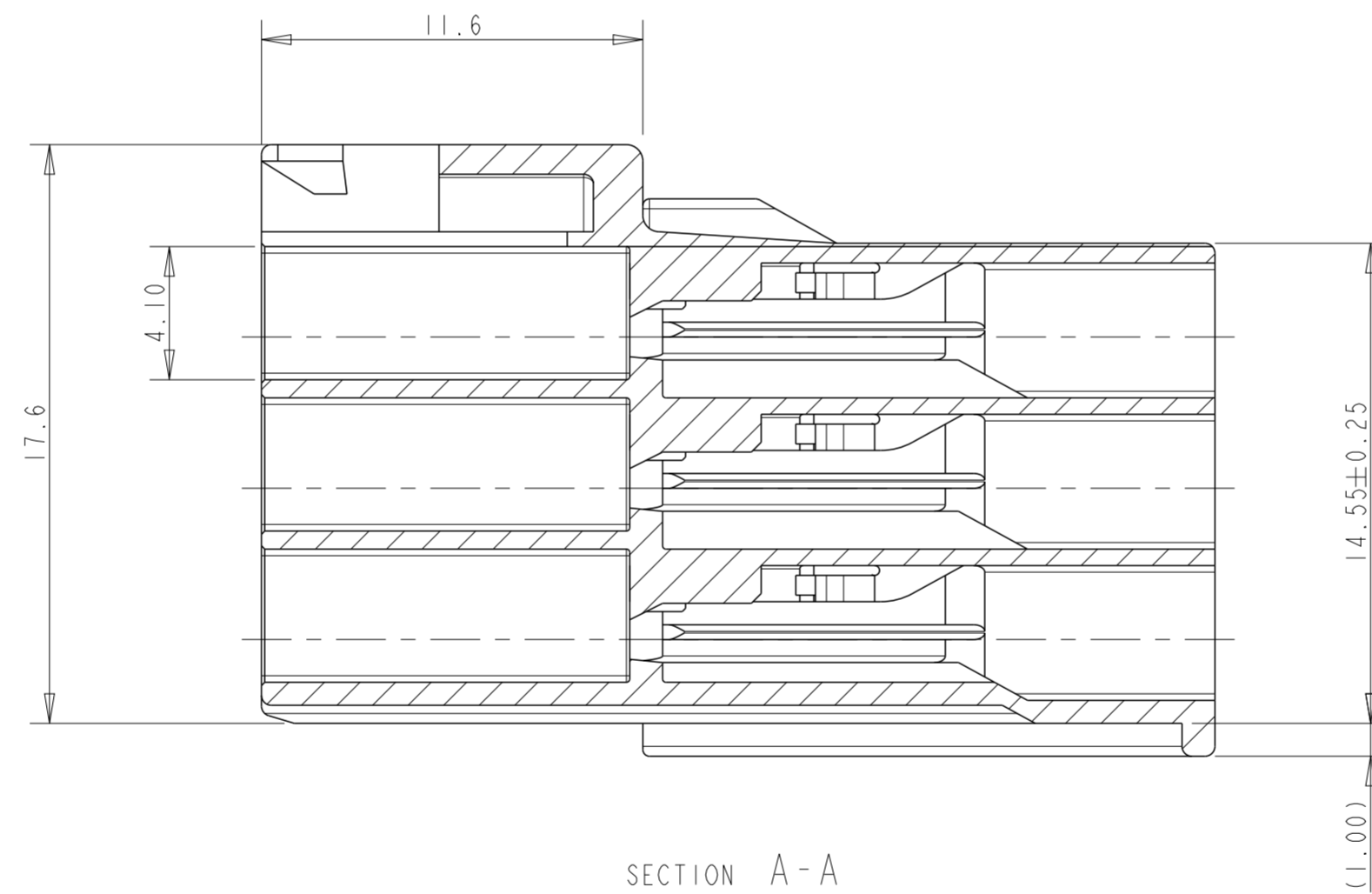
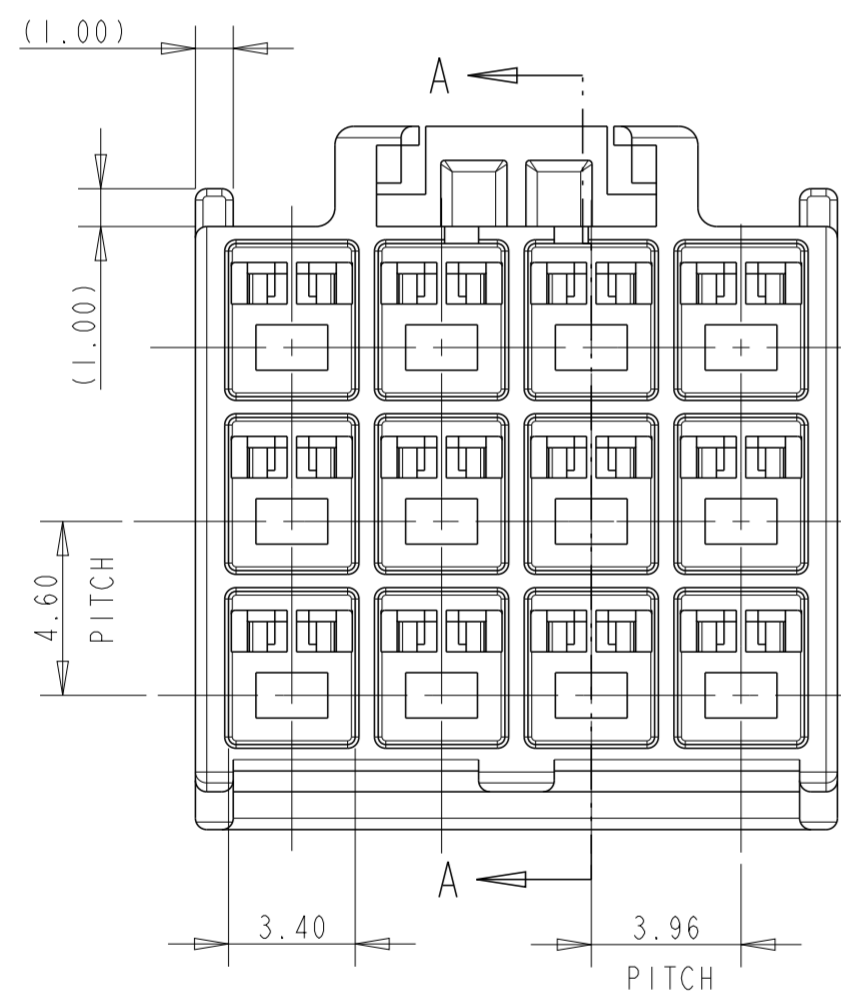


REVISIONS					
P	LTR	DESCRIPTION	DATE	DWN	APVD
B		REVISED PER ECR-20-100642	19SEP2022	M.G	D.Z



NOTES:

- APPLICABLE CONTACT P/N:
 TAB CONTACT: 175150- (20-16 AWG)
 175149- (26-22 AWG)
- MATING CONN. P/N:
 PLUG HSG: 176278-
 REC HSG: 175152- (20-16 AWG)
 175151- (26-22 AWG)
- INSTRUCTION SHEET: IS-503J.



DEVELOPMENT	DISCONTINUED	DISCONTINUED	DISCONTINUED	HOUSING COLOR	POSITION	PART NUMBER
				BLACK	12	176289-9
				BLUE	12	176289-6
				YELLOW	12	176289-4
				RED	12	176289-2
				NATURAL	12	176289-1

THIS DRAWING IS A CONTROLLED DOCUMENT.		DWN M. SHINDO 23NOV1989	TE Connectivity																						
DIMENSIONS: mm		CHK M. YOSHIDA 28NOV1989																							
TOLERANCES UNLESS OTHERWISE SPECIFIED:		APVD N. ONQUE 28NOV1989	NAME AMP UNIVERSAL POWER CONN, 3.96mm PITCH CAP HOUSING 12 POS (TPL ROW)																						
<table border="0"> <tr> <td>0 PLC</td> <td>±</td> <td></td> </tr> <tr> <td>1 PLC</td> <td>±0.25</td> <td></td> </tr> <tr> <td>2 PLC</td> <td>±0.2</td> <td></td> </tr> <tr> <td>3 PLC</td> <td>±</td> <td></td> </tr> <tr> <td>4 PLC</td> <td>±</td> <td></td> </tr> <tr> <td>ANGLES</td> <td></td> <td>±3°</td> </tr> <tr> <td>FINISH</td> <td></td> <td></td> </tr> </table>		0 PLC	±		1 PLC	±0.25		2 PLC	±0.2		3 PLC	±		4 PLC	±		ANGLES		±3°	FINISH			PRODUCT SPEC 108-5302	SIZE A2	
0 PLC	±																								
1 PLC	±0.25																								
2 PLC	±0.2																								
3 PLC	±																								
4 PLC	±																								
ANGLES		±3°																							
FINISH																									
MATERIAL 6/6 NYLON (UL94 V-0)		APPLICATION SPEC 114-5142	CAGE CODE 00779	DRAWING NO C-176289																					
		WEIGHT -	RESTRICTED TO -																						
		CUSTOMER DRAWING	SCALE 5:1	SHEET 1 OF 1																					
			REV B																						