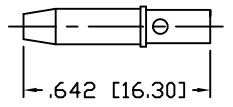
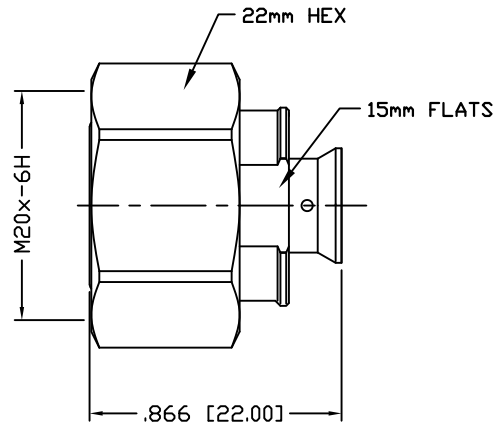
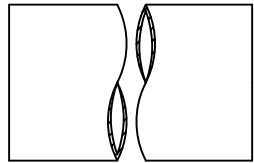
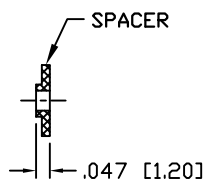


PART NO.		<b>RFD-43MS-HPL</b>		
REV	DESCRIPTION	DWN	DATE	APPROVED
B	UPDATED SPECS	CZS	09/09/20	JDMc



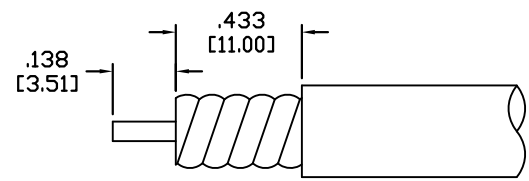
PIN TO BE SOLDER



TUBING NOT TO SCALE

SPECIFICATIONS:

INTERFACE: IEC61169-54  
 IMPEDANCE: 50 Ohms  
 FREQUENCY RANGE: 0-6 GHz  
 MATING CYCLES: >100  
 COUPLING TORQUE: ≥ 3.7 FT-LB (≥5 Nm)  
 VSWR: <1.15:1 THRU 3 GHz  
 3rd ORDER IM: ≤-160 dBc @ 700 MHz & 1900 MHz  
 3rd ORDER IM TEST METHOD: 2x43 dBm CARRIERS  
 DC TEST VOLTAGE: 2500 V @ SEA LEVEL  
 INSULATION RESISTANCE: 5000 MΩ  
 TEMPERATURE RANGE: -55°C TO 90°C  
 NET WEIGHT: 0.08 lb  
 CERTIFICATIONS: RoHS  
 ENVIRONMENTAL: IEC 60529, IPX8 (2.5 BAR, 1 HOUR)  
 IEC 61169-1 CLAUSE 9.4.6 48 HOUR SALT MIST, 35°C  
 USED ON: SPP-250-LLPP, SPO-250, SCF14-50J, SPF-250,  
 FSJ1-50A, SCF14-50J, PTS1-50-P, TFT-401, EC1-50-HF



RECOMMENDED STRIPING DIMENSIONS

USE OF CABLE TRIM TOOL IS RECOMMENDED  
USE COMPATIBLE TRIM TOOL SUCH AS MCPT-1412

8	TUBING	1	HEAT SHRINK	BLACK
7	SHELL	1	BRASS	WHITE BRONZE
6	RETAINING RING	1	BeCu	WHITE BRONZE
5	O-RING	1	S.I. RUBBER	RED
4	SPACER	1	PTFE	NATURAL
3	INSULATOR	1	PTFE	NATURAL
2	PIN	1	BRASS	SILVER
1	BODY	1	BRASS	WHITE BRONZE
#	DESCRIPTION	QTY	MATERIAL	FINISH

CUSTOMER OUTLINE DRAWING	
ALL DIMENSIONS ARE REFERENCE ONLY	
UNLESS OTHERWISE SPECIFIED: DIMENSIONS ARE IN INCHES AND [MILLIMETERS]	
DRAWN	09/09/20
C. ZUNIGA	
CHECKED	
ORJ DRAWN	10/12/15
C. ZUNIGA	

**RoHS COMPLIANT**

PROPRIETARY AND CONFIDENTIAL

THIS DRAWING CONTAINS INFORMATION PROPRIETARY TO RF INDUSTRIES, ANY UNAUTHORIZED USE OF THIS DRAWING IS EXPRESSLY PROHIBITED WITHOUT WRITTEN PERMISSION FROM RF INDUSTRIES. ANY VIOLATION IS PUNISHABLE UNDER U.S. COPYRIGHT LAWS.

**RFconnectors** 7610 MIRAMAR RD. SAN DIEGO, CA 92126 (858) 549-6340

DIVISION OF RF INDUSTRIES, LTD. (858) 549-6345 FAX

**4.3/10 MALE**

FOR SPP-250LLPL

SIZE	CABLE GROUP	DWG NO.	REVISION
A	N/A	<b>RFD-43MS-HPL</b>	B
SCALE:	ENGINEERING ID:		SHEET 1 OF 1
NTS	001787		