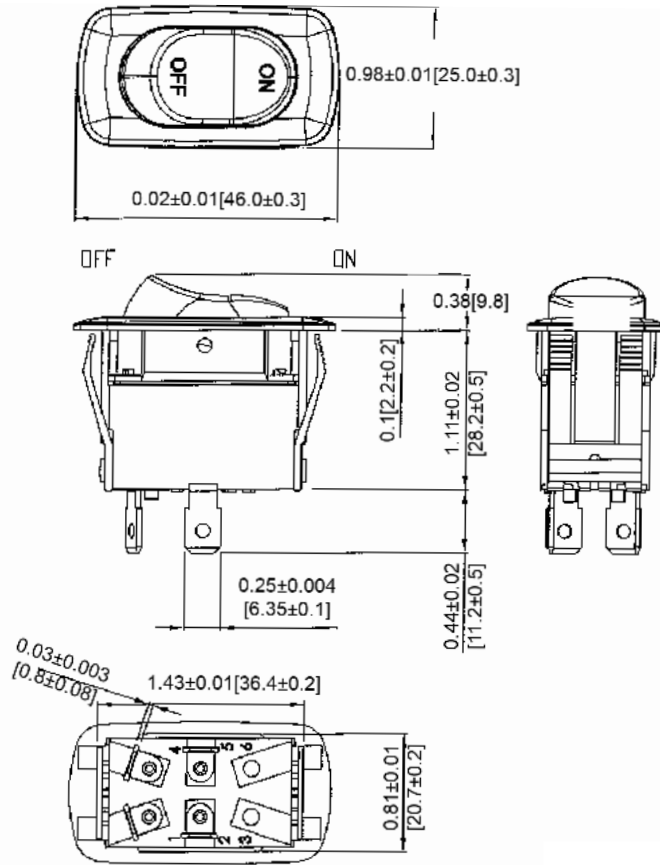
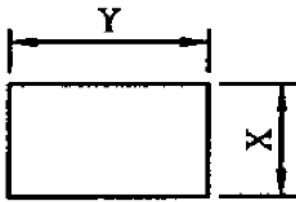


Mechanical Dimensions: Inches [mm]

Tolerances ± 0.012 [0.3] Unless Otherwise Specified



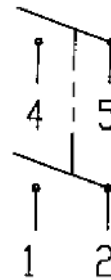
Mounting Hole



Thickness	X	Y
0.03~0.05 [0.75~1.25]	0.83+0.004 [21.2+0.1]	1.44+0.004 [36.6+0.1]
0.05~0.1 [1.25~2.0]	0.83+0.004 [21.2+0.1]	1.45+0.004 [36.8+0.1]
0.1~0.12 [2.0~3.0]	0.83+0.004 [21.2+0.1]	1.46+0.004 [37.0+0.1]

Circuit Diagram

4P DPST OFF-ON



Electrical Specifications

Rating	16A 125VAC 10A 277VAC 3/4HP 16(4)A 125/250V AC
Contact Resistance	50m ohm Max
Insulation Resistance	DC 500V 100M ohm Min
Dielectric Strength	AC 1500V 1 minute
Operation Temperature	-20°C~85°C

Material Specifications

Frame	Black, Nylon 66
Actuator	Black, Nylon 66
Waterproof	IP56
Printed	White, hot stamping

Rev	Date of issue	Revision Notes	Designed	Approved
B	12-01-2021	Initial Drawing	RC	OF