

## Device connector, front mounting - ST-3EP1N8AWK00S - 1619186

Please be informed that the data shown in this PDF Document is generated from our Online Catalog. Please find the complete data in the user's documentation. Our General Terms of Use for Downloads are valid (<http://phoenixcontact.com/download>)



Device connector, front mounting, straight, SPEEDCON locking, M17, Number of positions: 3+PE, Type of contact: Male connector, Crimp connection, Axial O-ring, 4x Ø3.2, shielded: yes, Flange dimensions: 25.75 mm x 25.75 mm

### Product Features

- Ideal for compact devices
- Consistent EMC protection for reliable connection solutions in the industrial environment
- Crimping connection: vibration- and temperature-resistant assembly



### Key Commercial Data

|                      |          |
|----------------------|----------|
| Packing unit         | 1 pc     |
| Custom tariff number | 85366990 |
| Country of origin    | Germany  |

### Technical data

#### General

|  |   |
|--|---|
| Note   | Order information: Order crimp contacts Ø 2 mm separately |
| Type of locking                                    | SPEEDCON locking  |
| Direction of rotation of contact chamber numbering | Standard  |
| Coding   | N   |
| Contact connection method                          | Crimp connection  |
| Type of contacts                                   | Male connector  |
| Number of positions                                | 4   |
| Contact diameter of power contacts                 | 2 mm  |
| Nominal current per power contact at 25°C          | 20 A  |
| Contact diameter of signal contacts                | 2 mm  |
| Pg housing screw connection                        | none  |
| Mounting type                                      | 4x Ø3.2   |

## Device connector, front mounting - ST-3EP1N8AWK00S - 1619186

### Technical data

#### Ambient conditions

|                      |                   |
|----------------------|-------------------|
| Ambient temperature  | -40 °C ... 125 °C |
| Degree of protection | IP67              |

#### Specifications according to DIN EN 61984:2001

|   |         |
|---|---------|
| Installation height max.                      | 3000 mm |
| Nominal / operating voltage of power contacts | 630 V   |
| Rated surge voltage of power contacts         | 6 kV    |
| Overvoltage category of power contacts        | III     |
| Degree of pollution of power contacts         | 3       |

### Classifications

#### eCl@ss

|            |          |
|------------|----------|
| eCl@ss 4.0 | 272607xx |
| eCl@ss 4.1 | 27260701 |
| eCl@ss 5.0 | 27143424 |
| eCl@ss 5.1 | 27143424 |
| eCl@ss 6.0 | 27143424 |
| eCl@ss 7.0 | 27440209 |
| eCl@ss 8.0 | 27440103 |
| eCl@ss 9.0 | 27440102 |

#### ETIM

|          |          |
|----------|----------|
| ETIM 3.0 | EC001121 |
| ETIM 4.0 | EC002635 |
| ETIM 5.0 | EC002061 |

#### UNSPSC

|               |          |
|---------------|----------|
| UNSPSC 6.01   | 43172015 |
| UNSPSC 7.0901 | 43201404 |
| UNSPSC 11     | 43172015 |
| UNSPSC 12.01  | 43201404 |
| UNSPSC 13.2   | 43201404 |

### Approvals

#### Approvals

# Device connector, front mounting - ST-3EP1N8AWK00S - 1619186

## Approvals

Approvals

UL Recognized / cUL Recognized / EAC / cULus Recognized

---


Ex Approvals


---

Approvals submitted

---

## Approval details

|   |       |
|---|-------|
| UL Recognized  |       |
| mm <sup>2</sup> /AWG/kcmil  | 14    |
| Nominal current I <sub>N</sub>  | 15 A  |
| Nominal voltage U <sub>N</sub>  | 600 V |

|  |       |
|--|-------|
| cUL Recognized  |       |
| mm <sup>2</sup> /AWG/kcmil   | 14    |
| Nominal current I <sub>N</sub>   | 15 A  |
| Nominal voltage U <sub>N</sub>   | 600 V |

|     |
|-----|
| EAC |
|-----|

|  |
|--|
| cULus Recognized  |
|--|

## Drawings

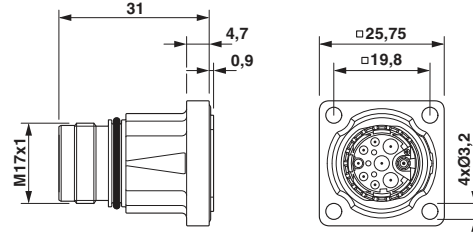
# Device connector, front mounting - ST-3EP1N8AWK00S - 1619186

Schematic diagram

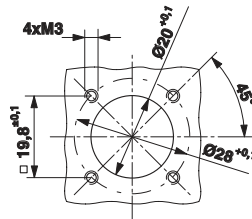


Connector pin assignment

Dimensional drawing



Schematic diagram



Installation dimensions