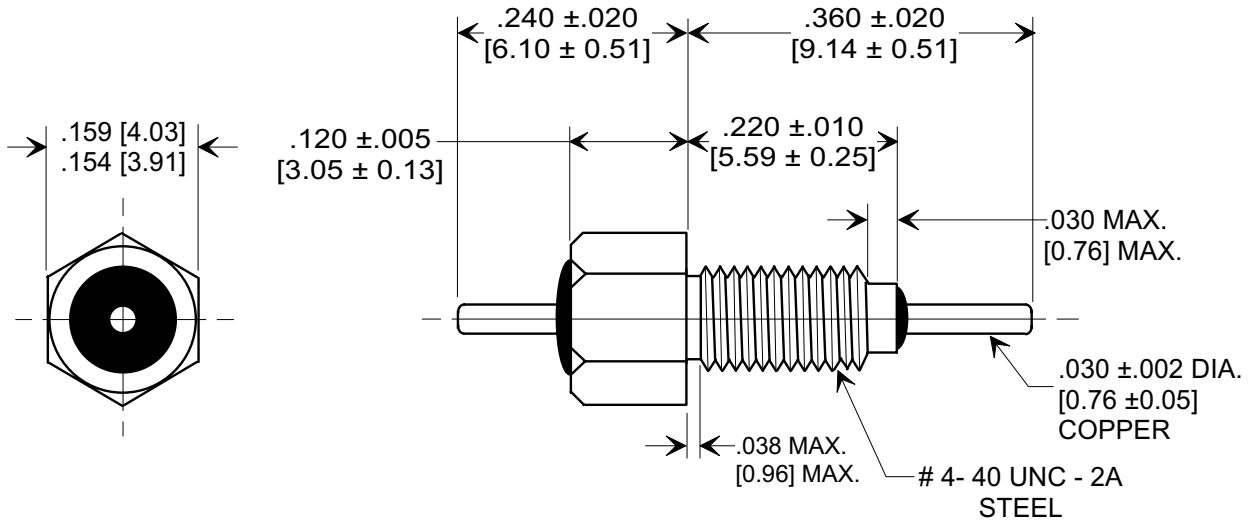
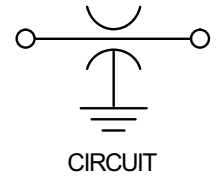
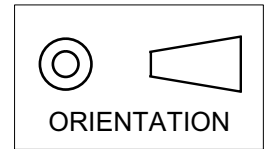


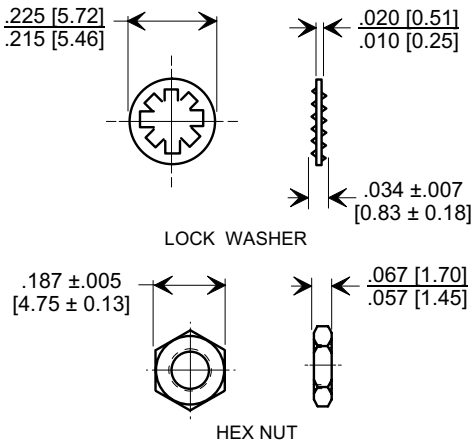
MARKETING SALES DRAWING

Electrical Testing
per Tusonix standard
test plans and Mil-Std-202
Test Methods.

DIMENSIONS IN INCHES - DO NOT SCALE THIS DRAWING
DIMENSIONS IN METRIC - []



MOUNTING HARDWARE



NOTES:

1. TUSONIX STANDARD PART NUMBER: 4400-038.
TUSONIX RoHS COMPLIANT PART NUMBER: 4400-038 LF.
CUSTOMER MUST SPECIFY STANDARD OR RoHS PART NUMBER WHEN ORDERING.
2. LEAD, BUSHING, AND MOUNTING HARDWARE: SILVER PLATED.
3. PART MARKING: TRADEMARK AND VARIATION NUMBER ON HEX FLATS. STANDARD PART: BLACK INK. RoHS PART: GREEN INK.
4. OPERATING TEMPERATURE RANGE : -55°C TO +125°C.
5. MAX. RECOMMENDED SOLDERING TEMPERATURE: 260°C.
6. SUPPLIED WITH HEX NUT AND INTERNAL TOOTH LOCK WASHER.
7. MAX. RECOMMENDED MOUNTING TORQUE - 2.0 lb.-in. [.226 Nm].

CAP.(pf)	TOLERANCE	DC WORKING VOLTAGE		I.R. MIN. @ 100 (VDC.)	DWV (VDC)	DC CURRENT (AMPS)	MIN. NO LOAD INSERTION LOSS (dB) @ 25°C PER MIL-STD-220				
		85°C	125°C				1 MHz	10 MHz	100 MHz	1 GHz	10 GHz
10	GMV	300	200	10 G Ω	500	10	----	----	----	5	20

X-2015 Rev-0	REVISION RECORD				TUSONIX TUCSON, ARIZONA	--TOLERANCES-- Unless Otherwise Specified		Title			
	Original Release C.O. 20011102-1-02 VARS 035,036,037 & 1MHz COLUMN ADDED. L.E. 11-07-90	1 RDN TO COMP FMT & ADDED METRIC. S.M. 11-08-01	2 REVISED DWG. DRAWING MADE FOR EACH VAR. S.M. 11-19-02	3 ADDED AND REVISED NOTES. S.M. 12-14-05		4 20051122-2-20	DECIMAL ± NOTED	BUSHING STYLE EMI FILTER		Drawn S.M. 11-08-01	Scale 5 X
						ANGLES ±	Approved B.Mc. 11-08-01				
								A	4400-038		