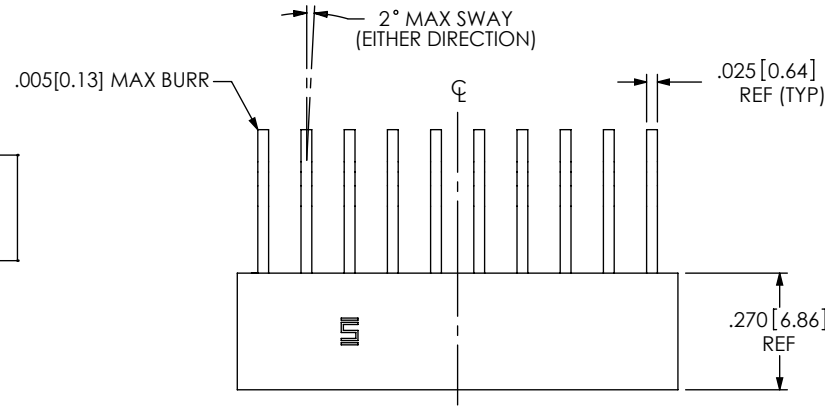


IPT1-1XX-XX-XX-D-DH-A-XX-XX

DO NOT SCALE FROM THIS PRINT



PACKAGING
 BLANK: TUBES (SEE NOTE 11)
 -TR: TAPE & REEL (SEE NOTE 12 & 13)
 -FR: FULL REEL QTY TAPE & REEL (SEE NOTE 12 & 13)

OPTIONS
 -PL: POSITION #1 REMOVED (USE IPT1-XX-DH-P) (SEE NOTE 10)

ALIGNMENT PINS

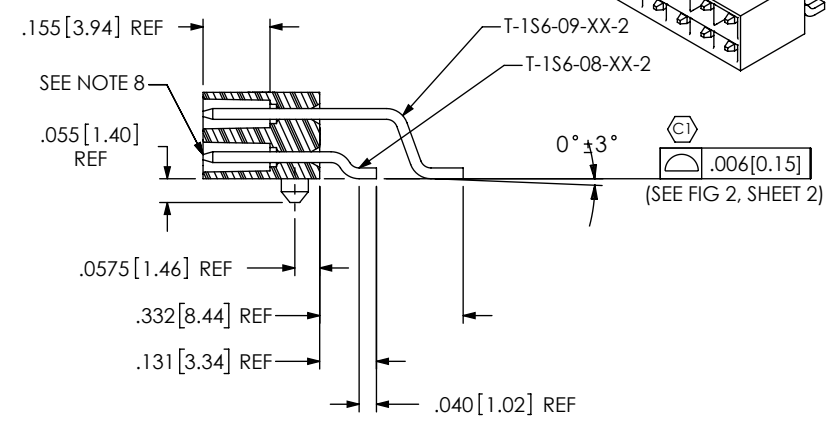
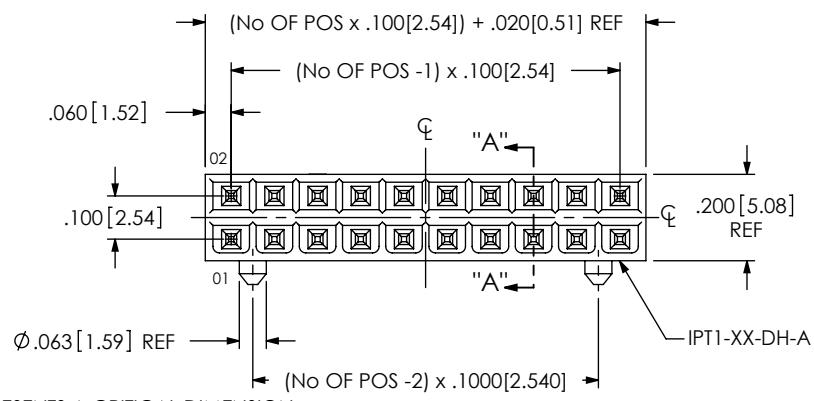
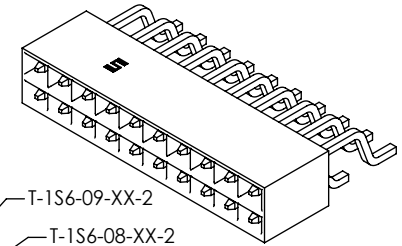
TAIL OPTION
 -DH: DOUBLE HORIZONTAL

ROW SPECIFICATION
 -D: DOUBLE (USE IPT1-XX-DH-A)

LEAD STYLE
 -01

PLATING SPECIFICATION
 -T: TIN (USE T-1S6-08-T-2 & T-1S6-09-T-2)
 -S: SELECTIVE GOLD (USE T-1S6-08-S-2 & T-1S6-09-S-2)
 -TM: MATTE TIN TAIL (USE T-1S6-08-T-2 & T-1S6-09-T-2)
 -SM: SELECTIVE GOLD, MATTE TIN TAIL (USE T-1S6-08-S-2 & T-1S6-09-S-2)
 -L: LIGHT SELECTIVE GOLD, MATTE TIN TAIL (USE T-1S6-08-L-2 & T-1S6-09-L-2)

No OF POS PER ROW
 -04 THRU -25



NOTES:

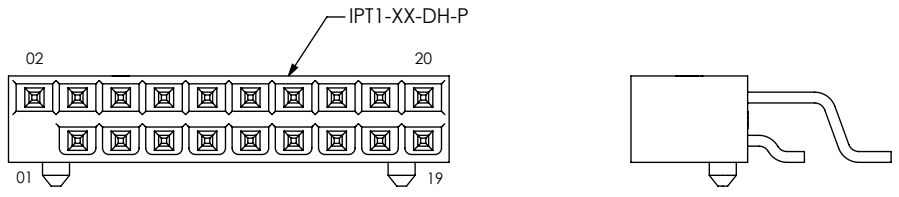
1. Ⓢ REPRESENTS A CRITICAL DIMENSION.
2. NOTE DELETED
3. MINIMUM TERMINAL PUSH OUT FORCE: 2 lbs.
4. MAXIMUM VARIATION BETWEEN PIN ROWS: .005[.13].
5. NOTE DELETED
6. ALL DIMENSIONS TO BE ABOUT CENTERLINE WITHIN +/- .005[.13].
7. NOTE DELETED.
8. PINS TO BE FLUSH TO .010[0.25] BELOW TOP OF SHROUD.
9. SHEAR TAILS TO DIMENSION SHOWN.
10. FOR EXISTING CUSTOMERS ONLY, -POL CAN BE SUBSTITUED FOR -PL.
11. TUBES ARE STANDARD PACKAGING.
12. ORDERS WILL BE PACKAGED ACCORDING TO THE SAMTEC PACKAGING EFFICIENCY STANDARDS (SPES) FOUND ON WWW.SAMTEC.COM
13. ATTACH LABEL TO EACH REEL

FIG 1

IPT1-110-01-XX-D-DH-A SHOWN

SECTION "A"- "A"

-PL: POLARIZED OPTION
 IPT1-110-01-X-D-DH-A-PL SHOWN



UNLESS OTHERWISE SPECIFIED, DIMENSIONS ARE IN INCHES.

TOLERANCES ARE:

DECIMALS	ANGLES
.XX: ±.01[.3]	± 2°
.XXX: ±.005[.13]	
.XXXX: ±.0020[.051]	

PROPRIETARY NOTE
 THIS DOCUMENT CONTAINS CONFIDENTIAL AND PROPRIETARY INFORMATION AND ALL DESIGN, MANUFACTURING, REPRODUCTION, USE, PATENT RIGHTS AND SALES RIGHTS ARE EXPRESSLY RESERVED BY SAMTEC, INC. THIS DOCUMENT SHALL NOT BE DISCLOSED, IN WHOLE OR PART, TO ANY UNAUTHORIZED PERSON OR ENTITY NOR REPRODUCED, TRANSFERRED OR INCORPORATED IN ANY OTHER PROJECT IN ANY MANNER WITHOUT THE EXPRESS WRITTEN CONSENT OF SAMTEC, INC.



520 PARK EAST BLVD, NEW ALBANY, IN 47150
 PHONE: 812-944-6733 FAX: 812-948-5047
 e-Mail: info@SAMTEC.com code: 55322

MATERIAL: DO NOT SCALE DRAWING SHEET SCALE: 2.25:1
 INSULATOR: VECTRA E130i, COLOR: BLACK
 TERMINAL: PHOS BRONZE, 510, 3/4 HARD

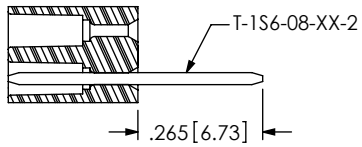
DESCRIPTION:
 .100 DOUBLE ROW, HORIZONTAL SHROUDED TERMINAL ASSM

DWG. NO.
IPT1-1XX-XX-XX-D-DH-A-XX-XX

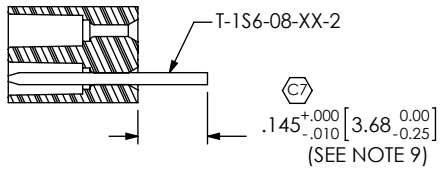
BY: BRATCHER 11/15/02 SHEET 1 OF 2

REVISION J

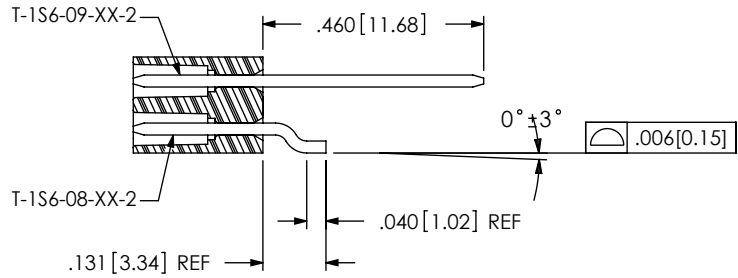
IN-PROCESS 1



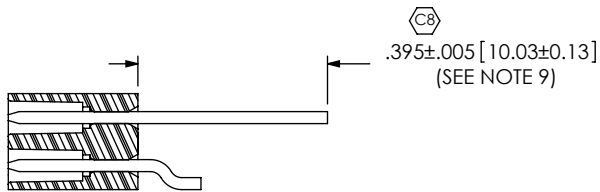
IN-PROCESS 2



IN-PROCESS 3



IN-PROCESS 4



IN-PROCESS 5

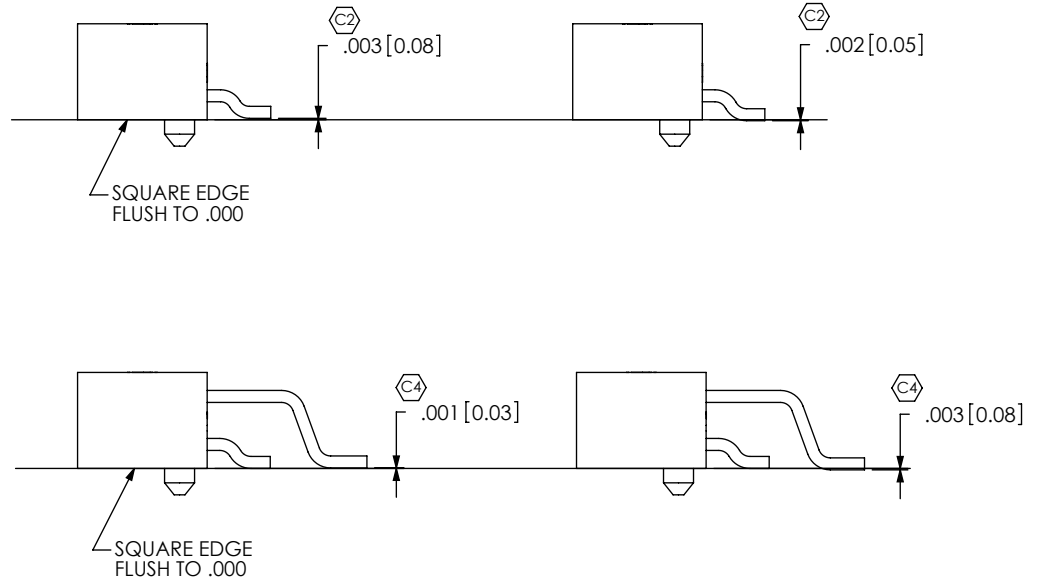
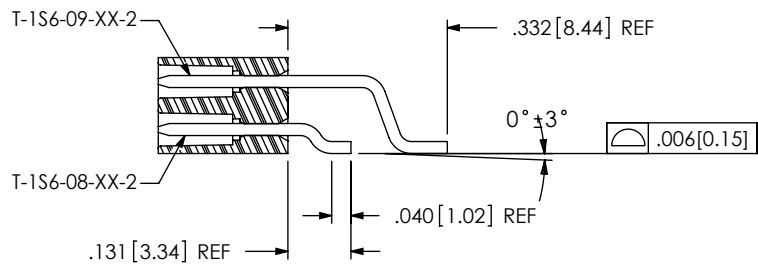
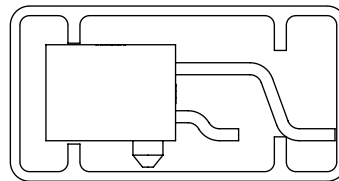


FIG 2

-DH: SURFACE MOUNT DIAGRAM

PACKAGING VIEW

(PARTS TO HAVE POSITION #1 LOADED IN SAME DIRECTION AS ARROW ON TUBE)



TUBE: PT-1-24-15-29
PLUG: TP-07

PROPRIETARY NOTE

THIS DOCUMENT CONTAINS CONFIDENTIAL AND PROPRIETARY INFORMATION AND ALL DESIGN, MANUFACTURING, REPRODUCTION, USE, PATENT RIGHTS AND SALES RIGHTS ARE EXPRESSLY RESERVED BY SAMTEC, INC. THIS DOCUMENT SHALL NOT BE DISCLOSED, IN WHOLE OR PART, TO ANY UNAUTHORIZED PERSON OR ENTITY NOR REPRODUCED, TRANSFERRED OR INCORPORATED IN ANY OTHER PROJECT IN ANY MANNER WITHOUT THE EXPRESS WRITTEN CONSENT OF SAMTEC, INC.

DO NOT SCALE DRAWING

SHEET SCALE: 2.5:1



520 PARK EAST BLVD, NEW ALBANY, IN 47150
PHONE: 812-944-6733 FAX: 812-948-5047
e-Mail: info@SAMTEC.com code: 55322

DESCRIPTION:
.100 DOUBLE ROW, HORIZONTAL SHROUDED TERMINAL ASSM

DWG. NO.
IPT1-1XX-XX-XX-D-DH-A-XX-XX

BY: BRATCHER 11/15/02

SHEET 2 OF 2