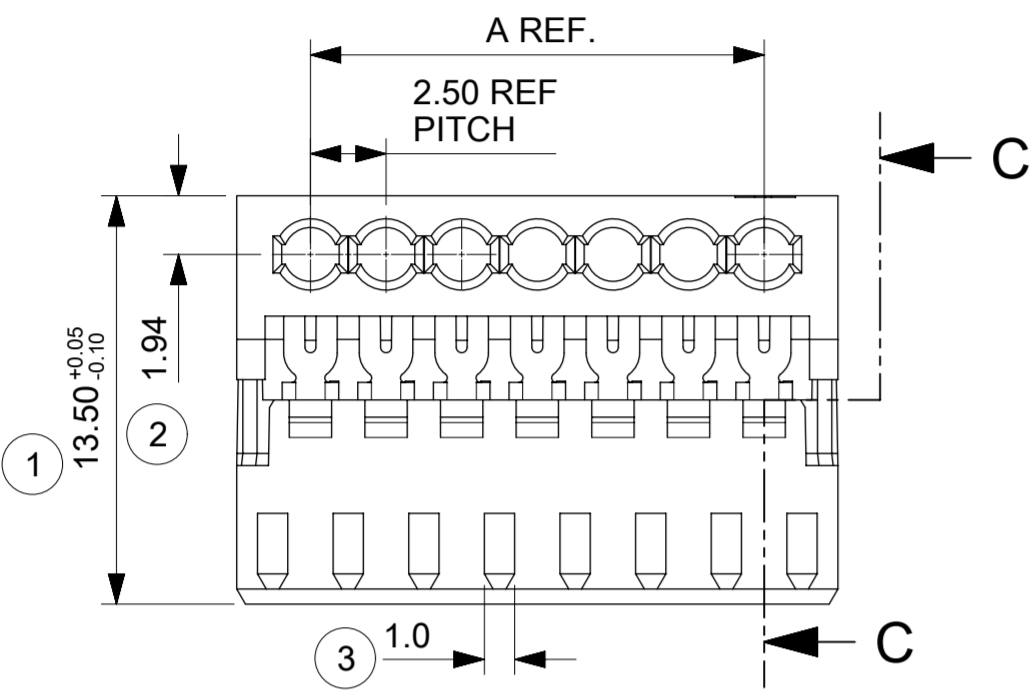
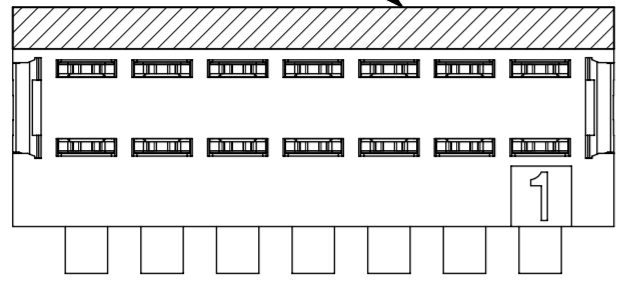
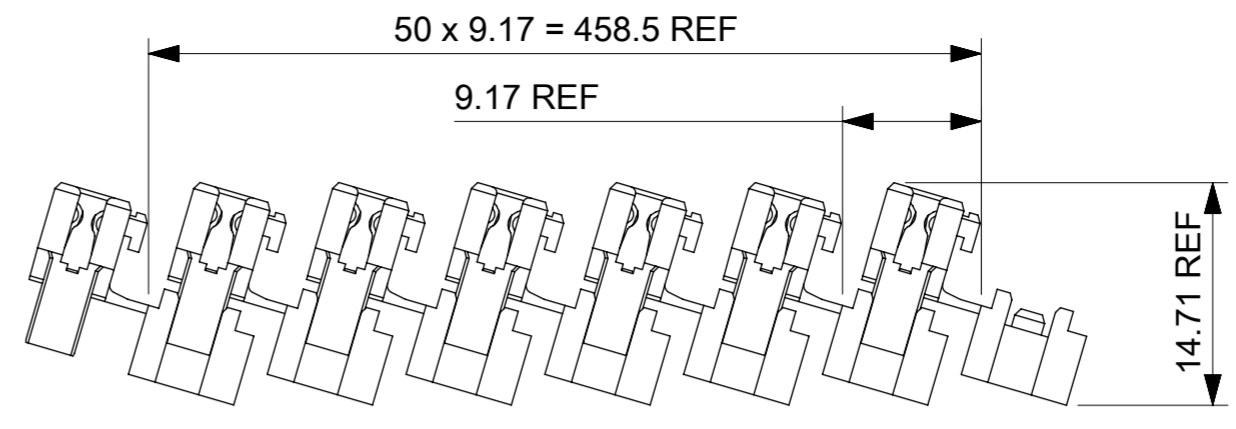
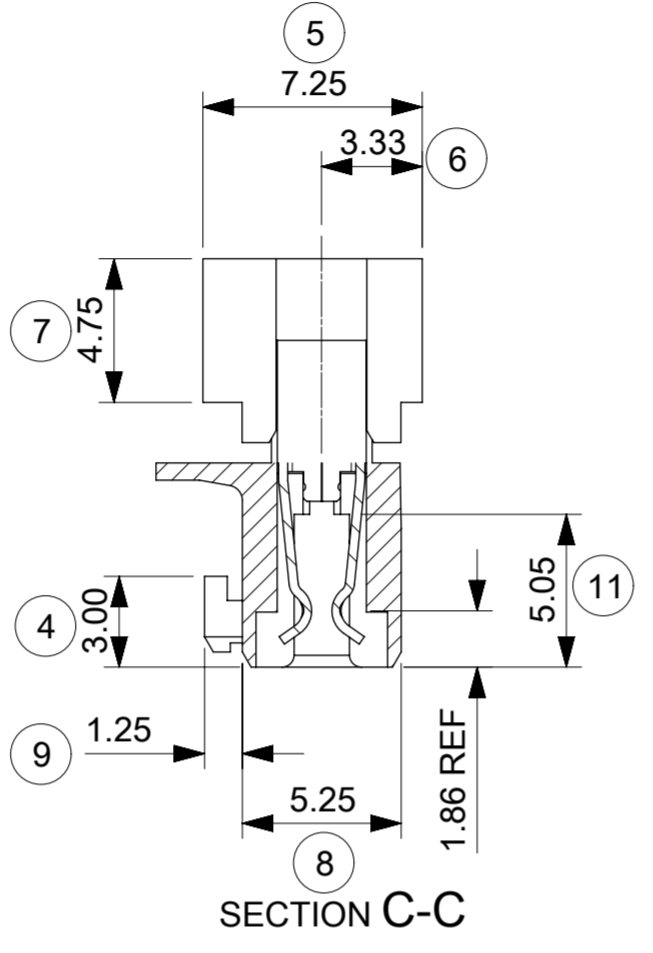
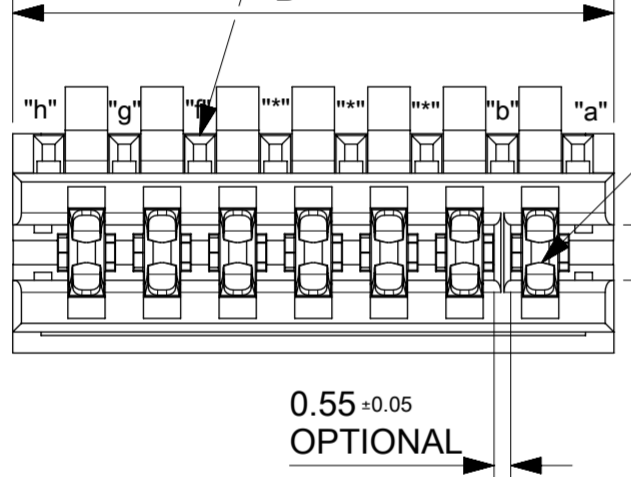


POSITION OF COLOUR STRIPE (see note 3)

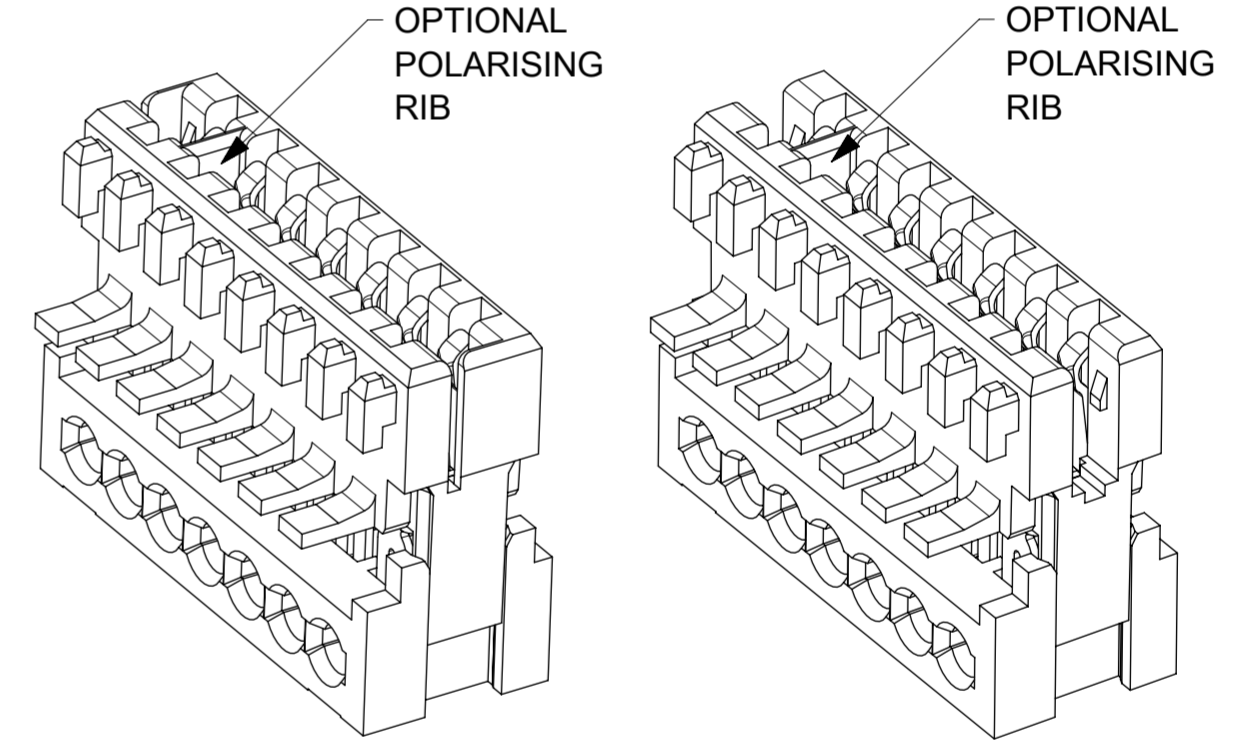


POSITION KEYS



SHIPPING ARRANGEMENT SCALE 2:1

CCT	A	B
2	2.50	7.375
3	5.0	9.875
4	7.5	12.375
5	10.0	14.875
6	12.5	17.375
7	15.0	19.875
8	17.5	22.375
9	20.0	24.875
10	22.5	27.375
11	25.0	29.875
12	27.5	32.375
13	30.0	34.875
14	32.5	37.375
15	35.0	39.875
16	37.5	42.375
17	40.0	44.875
18	42.5	47.375
19	45.0	49.875
20	47.5	52.375

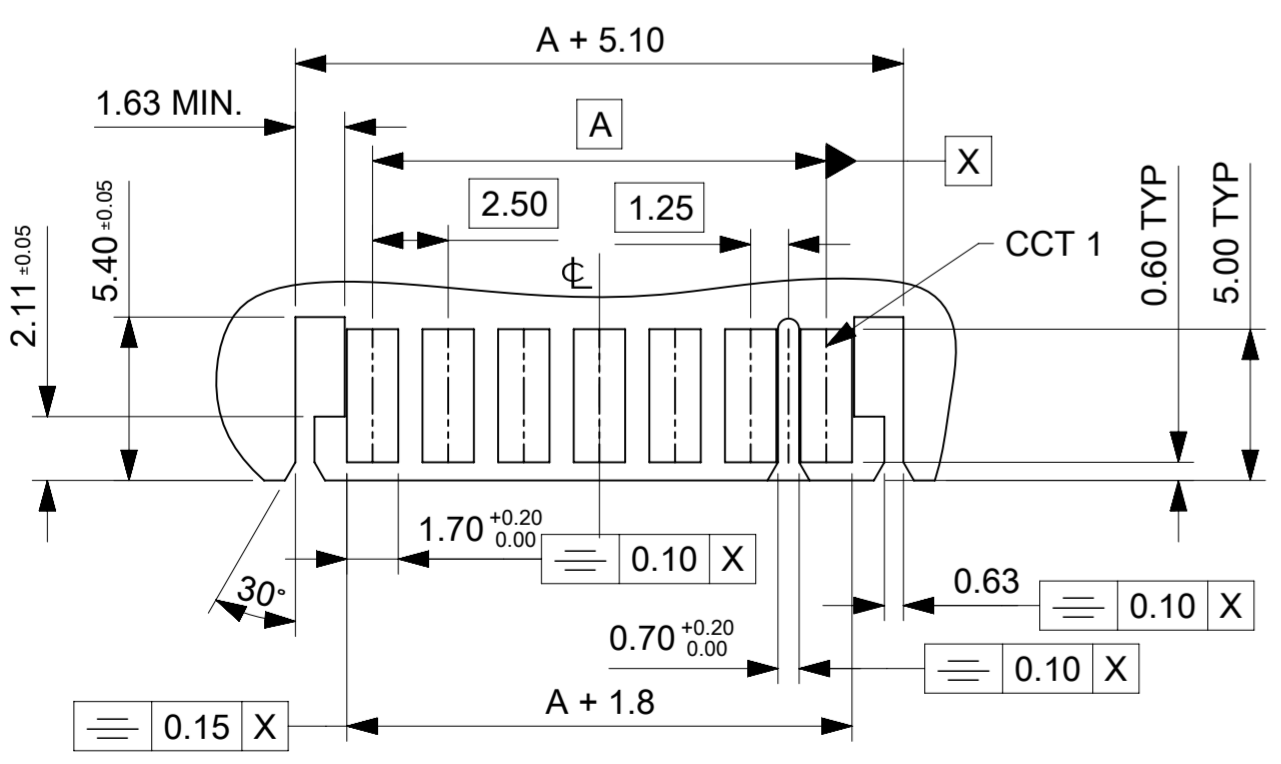


OPTION WITH SLOTTED END WALLS AND LOCKING PIPS (SHOWN ON DRAWING VIEWS)

OPTION WITH OPEN END WALLS AND LOCKING PIPS

- NOTES:
- REFER TO PRODUCT SPECIFICATION: PS-99020-0040.
 - MATERIAL: HOUSING - POLYAMIDE (PA6) UL94-V2, COLOUR: NATURAL (WHITE).
TERMINAL: PHOSPHOR BRONZE 0.30 REF. THICK - PLATING HOT TIN DIP.
 - COLOUR STRIPE IS OPTIONAL. AVAILABLE IN THE FOLLOWING COLOURS: RED, GREEN, BLUE. (BLACK SIGNIFIES CUSTOMER SPECIFIC CONFIGURATION).
 - REFER TO PACKAGING SPEC (PK-90871-001)
 - REFER TO APPLICATION SPEC (990330008 AS)
 - FOR CIRCUIT SIZES LARGER THAN 13CCT - CONTACT ENG. DEPT.

LAST INSPECTION NUMBER: 12



- PCB LAYOUT FOR 7CCT CONNECTOR (WITH OPTIONAL POSITIONAL RIB SLOT BETWEEN CCT 1 & 2)
- RECOMMENDED PCB THICKNESS 1.5±0.14

THIS DRAWING CONTAINS INFORMATION THAT IS PROPRIETARY TO MOLEX ELECTRONIC TECHNOLOGIES, LLC AND SHOULD NOT BE USED WITHOUT WRITTEN PERMISSION

DIMENSION UNITS	SCALE	CURRENT REV DESC:	
mm	4:1		
GENERAL TOLERANCES (UNLESS SPECIFIED)			
ANGULAR TOL	± 0.5°	EC NO: 734889	
4 PLACES	±	DRWN: SHRUTJ	2022/11/16
3 PLACES	± 0.05	CHK'D: RAHULH3	2023/01/13
2 PLACES	± 0.1	APPR: MRAMAKRISHNA	2023/01/13
1 PLACE	± 0.2	INITIAL REVISION:	
0 PLACES	±	DRWN: CFISHER01	2016/05/25
		APPR: BRUTTLE	2016/10/14
DRAFT WHERE APPLICABLE MUST REMAIN WITHIN DIMENSIONS		THIRD ANGLE PROJECTION	DRAWING
			A2-SIZE
		SERIES	93037
DOCUMENT NUMBER		CUSTOMER	SHEET NUMBER
930370001		GENERAL MARKET	1 OF 11
DOC TYPE	DOC PART	REVISION	
PSD	000	G3	

2 CIRCUIT

PART NUMBER	HOUSING USED	TERMINAL VOID POSITION	REMOVED POSITION KEYS	CONFIGURATION	FIRST ENDWALL	LAST ENDWALL	POLARIZING RIB BETWEEN	COLOUR STRIPE
93037-9001	93047-0022	NONE	NONE		OPEN	OPEN	NONE	NONE
93037-9003	93047-0022	NONE	a		OPEN	OPEN	NONE	NONE
93037-9004	93047-0022	NONE	b		OPEN	OPEN	NONE	NONE
93037-9005	93047-0022	NONE	c		OPEN	OPEN	NONE	NONE
93037-9006	93047-0022	NONE	a b c		OPEN	OPEN	NONE	NONE
93037-9007	93047-0002	NONE	NONE		SLOTTED	SLOTTED	NONE	NONE
93037-9008	93047-0042	NONE	a c		OPEN	SLOTTED	NONE	NONE
93037-9009	93047-0062	NONE	NONE		SLOTTED	OPEN	NONE	NONE
93037-9010	93047-0102	NONE	NONE		SLOTTED	SLOTTED	CCT 1&2	NONE
93037-9011	93047-0122	NONE	a c		OPEN	OPEN	CCT 1&2	NONE
93037-9012	93047-0062	NONE	a c		SLOTTED	OPEN	NONE	NONE

G2

NOTES

- + DENOTES TERMINAL VOIDED POSITION
 ⊕ DENOTES TERMINAL LOADED POSITION
 | DENOTES POLARIZING RIB POSITION
 ▣ DENOTES LATCH POSITION
- MOLEX HOUSING NO. FOR REFERENCE ONLY

THIS DRAWING CONTAINS INFORMATION THAT IS PROPRIETARY TO MOLEX ELECTRONIC TECHNOLOGIES, LLC AND SHOULD NOT BE USED WITHOUT WRITTEN PERMISSION									
DIMENSION UNITS	SCALE	CURRENT REV DESC:							
mm	1:1								
GENERAL TOLERANCES (UNLESS SPECIFIED)					APPLI-MATE 2.5 FEMALE G.W.T 750 VERSION WITH BEAD ON TERMINAL				
ANGULAR TOL	± 0.5°								
4 PLACES	±	EC NO: 734889		2022/11/16	PRODUCT CUSTOMER DRAWING				
3 PLACES	± 0.05	DRWN: SHRUTJ		2023/01/13					
2 PLACES	± 0.1	CHK'D: RAHULH3		2023/01/13	DOCUMENT NUMBER: 930370001 DOC TYPE: PSD DOC PART: 000 REVISION: G3				
1 PLACE	± 0.2	APPR: MRAMAKRISHNA		2023/01/13					
0 PLACES	±	INITIAL REVISION:			MATERIAL NUMBER: SEE TABLE CUSTOMER: GENERAL MARKET SHEET NUMBER: 2 OF 11				
DRAFT WHERE APPLICABLE MUST REMAIN WITHIN DIMENSIONS		DRWN: CFISHER01		2016/05/25					
		APPR: BRUTTLE		2016/10/14	THIRD ANGLE PROJECTION:				
		DRAWING: A2-SIZE							
		SERIES: 93037							

DOCUMENT STATUS	P1	RELEASE DATE	2023/01/13	07:21:47
-----------------	----	--------------	------------	----------

3 CIRCUIT

PART NUMBER	HOUSING USED	TERMINAL VOID POSITION	REMOVED POSITION KEYS	CONFIGURATION	FIRST ENDWALL	LAST ENDWALL	POLARIZING RIB BETWEEN	COLOUR STRIPE
93037-0001	93047-0003	NONE	NONE		SLOTTED	SLOTTED	NONE	NONE
93037-0252	93047-0023	NONE	a b c		OPEN	OPEN	NONE	NONE
93037-0253	93047-0123	NONE	b		OPEN	OPEN	1&2	NONE
93037-0301	93047-0043	NONE	a d		OPEN	SLOTTED	NONE	NONE
93037-0004	93047-0203	NONE	a d		SLOTTED	SLOTTED	2&3	NONE
93037-0005	93047-0203	NONE	a d		SLOTTED	SLOTTED	2&3	BLUE
93037-0254	93047-0223	NONE	NONE		OPEN	OPEN	2&3	NONE
93037-0255	93047-0023	NONE	b c		OPEN	OPEN	NONE	NONE
93037-0256	93047-0023	NONE	a d		OPEN	OPEN	NONE	NONE
93037-0302	93047-0043	NONE	b c		OPEN	SLOTTED	NONE	NONE
93037-0303	93047-0043	NONE	NONE		OPEN	SLOTTED	NONE	NONE
93037-0257	93047-0023	NONE	NONE		OPEN	OPEN	NONE	NONE
93037-0259	93047-0123	NONE	NONE		OPEN	OPEN	1&2	NONE
93037-0260	93047-0223	NONE	d		OPEN	OPEN	2&3	NONE
93037-0261	93047-0223	NONE	b		OPEN	OPEN	2&3	NONE
93037-0262	93047-0223	NONE	c		OPEN	OPEN	2&3	NONE
93037-0006	93047-0103	NONE	a d		SLOTTED	SLOTTED	1&2	NONE
93037-0007	93047-0203	CCT 3	a d		SLOTTED	SLOTTED	2&3	NONE
93037-0263	93047-0023	NONE	b		OPEN	OPEN	NONE	NONE
93037-0008	93047-0103	NONE	a d		SLOTTED	SLOTTED	1&2	BLUE
93037-0264	93047-0023	NONE	ALL		OPEN	OPEN	NONE	NONE
93037-0265	93047-0223	NONE	a b d		OPEN	OPEN	2&3	NONE
93037-0010	93047-0003	NONE	a d		SLOTTED	SLOTTED	NONE	NONE
93037-0011	93047-0123	NONE	a d		OPEN	OPEN	1&2	NONE
93037-0014	93047-0023	NONE	NONE		OPEN	OPEN	NONE	BLUE
93037-0015	93047-0203	CCT 3	a d		SLOTTED	SLOTTED	2&3	BLUE
93037-0016	93047-0043	NONE	NONE		OPEN	SLOTTED	NONE	GREEN

3 CIRCUIT

PART NUMBER	HOUSING USED	TERMINAL VOID POSITION	REMOVED POSITION KEYS	CONFIGURATION	FIRST ENDWALL	LAST ENDWALL	POLARIZING RIB BETWEEN	COLOUR STRIPE
93037-0017	93047-0243	NONE	a d		OPEN	SLOTTED	2&3	NONE
93037-0018	93047-0263	NONE	a d		SLOTTED	OPEN	2&3	NONE
93037-0019	93047-0023	NONE	a d		OPEN	OPEN	NONE	BLUE
93037-0020	93047-0043	NONE	a d		OPEN	SLOTTED	NONE	GREEN
93037-0021	93047-0103	NONE	All		SLOTTED	SLOTTED	1&2	NONE
93037-0022	93047-0203	NONE	All		SLOTTED	SLOTTED	2&3	NONE
93037-0023	93047-0203	NONE	a d		SLOTTED	SLOTTED	2&3	BLACK
93037-0024	93047-0203	NONE	NONE		SLOTTED	SLOTTED	2&3	BLACK
93037-0025	93047-0063	NONE	NONE		SLOTTED	OPEN	NONE	NONE
93037-0026	93047-0143	NONE	a d		OPEN	SLOTTED	1&2	NONE
93037-0027	93047-0003	NONE	a d		SLOTTED	SLOTTED	NONE	GREEN
93037-0029	93047-0063	NONE	a d		SLOTTED	OPEN	NONE	GREEN
93037-0030	93047-0023	NONE	a b d		OPEN	OPEN	NONE	NONE
93037-0031	93047-0023	NONE	a c d		OPEN	OPEN	NONE	NONE

G2
G2

NOTES

- + DENOTES TERMINAL VOIDED POSITION
⊕ DENOTES TERMINAL LOADED POSITION
| DENOTES POLARIZING RIB POSITION
⊠ DENOTES LATCH POSITION
- MOLEX HOUSING NO. FOR REFERENCE ONLY

THIS DRAWING CONTAINS INFORMATION THAT IS PROPRIETARY TO MOLEX ELECTRONIC TECHNOLOGIES, LLC AND SHOULD NOT BE USED WITHOUT WRITTEN PERMISSION									
DIMENSION UNITS mm		SCALE 1:1		CURRENT REV DESC:					
GENERAL TOLERANCES (UNLESS SPECIFIED)		ANGULAR TOL ± 0.5°		EC NO: 734889					
4 PLACES ±		3 PLACES ± 0.05		DRWN: SHRUTJ		2022/11/16		APPLI-MATE 2.5 FEMALE G.W.T 750 VERSION WITH BEAD ON TERMINAL	
2 PLACES ± 0.1		1 PLACE ± 0.2		CHK'D: RAHULH3		2023/01/13			
0 PLACES ±		DRAFT WHERE APPLICABLE MUST REMAIN WITHIN DIMENSIONS		THIRD ANGLE PROJECTION		DRAWING		SERIES	
						A2-SIZE		93037	
DOCUMENT NUMBER		CUSTOMER		MATERIAL NUMBER		DOC TYPE		DOC PART	
930370001		GENERAL MARKET		SEE TABLE		PSD		000	
SHEET NUMBER		3 OF 11		REVISION		G3			

4 CIRCUIT								
PART NUMBER	HOUSING USED	TERMINAL VOID POSITION	REMOVED POSITION KEYS	CONFIGURATION	FIRST ENDWALL	LAST ENDWALL	POLARIZING RIB BETWEEN	COLOUR STRIPE
93037-0501	93047-0004	NONE	NONE		SLOTTED	SLOTTED	NONE	NONE
93037-0502	93047-0104	NONE	NONE		SLOTTED	SLOTTED	1&2	NONE
93037-0752	93047-0324	NONE	a e		OPEN	OPEN	3&4	NONE
93037-0503	93047-0104	NONE	a e		SLOTTED	SLOTTED	1&2	NONE
93037-0753	93047-0324	NONE	a c e		OPEN	OPEN	3&4	NONE
93037-0754	93047-0324	NONE	a d e		OPEN	OPEN	3&4	NONE
93037-0755	93047-0324	NONE	a b d		OPEN	OPEN	3&4	NONE
93037-0756	93047-0324	NONE	b c e		OPEN	OPEN	3&4	NONE
93037-0757	93047-0324	NONE	b d e		OPEN	OPEN	3&4	NONE
93037-0758	93047-0324	NONE	c d		OPEN	OPEN	3&4	NONE
93037-0759	93047-0224	NONE	a e		OPEN	OPEN	2&3	BLUE
93037-0504	93047-0304	NONE	NONE		SLOTTED	SLOTTED	3&4	NONE
93037-0505	93047-0104	NONE	a e		SLOTTED	SLOTTED	1&2	BLUE
93037-0506	93047-0304	NONE	a e		SLOTTED	SLOTTED	3&4	NONE
93037-0507	93047-0204	NONE	a e		SLOTTED	SLOTTED	2&3	NONE
93037-0508	93047-0104	CCT 2	a e		SLOTTED	SLOTTED	1&2	NONE
93037-0509	93047-0004	NONE	a e		SLOTTED	SLOTTED	NONE	NONE
93037-0510	93047-0064	NONE	a e		SLOTTED	OPEN	NONE	NONE
93037-0511	93047-0264	NONE	NONE		SLOTTED	OPEN	2&3	NONE
93037-0512	93047-0124	NONE	a d		OPEN	OPEN	1&2	NONE
93037-0760	93047-0224	NONE	NONE		OPEN	OPEN	2&3	NONE
93037-0761	93047-0124	NONE	a e		OPEN	OPEN	1&2	BLUE
93037-0762	93047-0124	NONE	a e		OPEN	OPEN	1&2	NONE
93037-0513	93047-0104	CCT 1,2	a e		SLOTTED	SLOTTED	1&2	NONE
93037-0763	93047-0024	NONE	NONE		OPEN	OPEN	NONE	NONE
93037-0902	93047-0044	NONE	a e		OPEN	SLOTTED	NONE	NONE
93037-0514	93047-0064	NONE	NONE		SLOTTED	OPEN	NONE	NONE

4 CIRCUIT								
PART NUMBER	HOUSING USED	TERMINAL VOID POSITION	REMOVED POSITION KEYS	CONFIGURATION	FIRST ENDWALL	LAST ENDWALL	POLARIZING RIB BETWEEN	COLOUR STRIPE
93037-0903	93047-0224	NONE	a c e		OPEN	OPEN	2&3	NONE
93037-0904	93047-0024	NONE	a c e		OPEN	OPEN	NONE	BLUE
93037-0905	93047-0044	NONE	a e		OPEN	SLOTTED	NONE	GREEN
93037-0906	93047-0224	NONE	a c e		OPEN	OPEN	2&3	GREEN
93037-0907	93047-0064	NONE	a e		SLOTTED	OPEN	NONE	YELLOW
93037-0908	93047-0144	NONE	a e		OPEN	SLOTTED	1&2	NONE

③

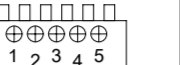
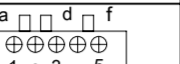
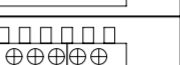
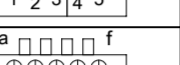
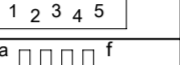
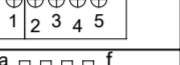
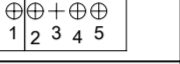
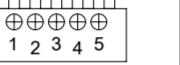
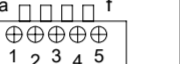
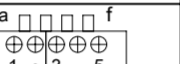
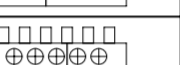
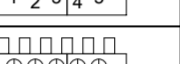



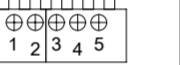
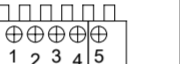
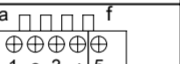
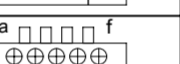
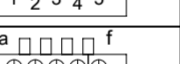

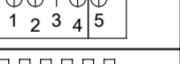

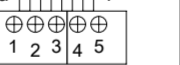
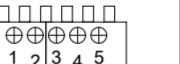

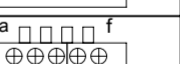
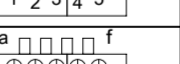
NOTES


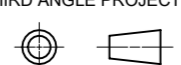
- + DENOTES TERMINAL VOIDED POSITION
⊕ DENOTES TERMINAL LOADED POSITION
| DENOTES POLARIZING RIB POSITION
⊗ DENOTES LATCH POSITION
- MOLEX HOUSING NO. FOR REFERENCE ONLY

THIS DRAWING CONTAINS INFORMATION THAT IS PROPRIETARY TO MOLEX ELECTRONIC TECHNOLOGIES, LLC AND SHOULD NOT BE USED WITHOUT WRITTEN PERMISSION									
DIMENSION UNITS	SCALE	CURRENT REV DESC:							
mm	1:1								
GENERAL TOLERANCES (UNLESS SPECIFIED)		EC NO: 734889			APPLI-MATE 2.5 FEMALE G.W.T 750 VERSION WITH BEAD ON TERMINAL				
ANGULAR TOL	± 0.5°	DRWN: SHRUTJ 2022/11/16							
4 PLACES	±	CHK'D: RAHULH3 2023/01/13			PRODUCT CUSTOMER DRAWING				
3 PLACES	± 0.05	APPR: MRAMAKRISHNA 2023/01/13							
2 PLACES	± 0.1	INITIAL REVISION:			DOCUMENT NUMBER 930370001				
1 PLACE	± 0.2	DRWN: CFISHER01 2016/05/25							
0 PLACES	±	APPR: BRUTTLE 2016/10/14			DOC TYPE PSD				
DRAFT WHERE APPLICABLE MUST REMAIN WITHIN DIMENSIONS		THIRD ANGLE PROJECTION	DRAWING	SERIES					
			A2-SIZE	93037	SEE TABLE	GENERAL MARKET	000	G3	
								SHEET NUMBER 4 OF 11	

DOCUMENT STATUS	P1	RELEASE DATE	2023/01/13 07:21:47
-----------------	----	--------------	---------------------

5 CIRCUIT

PART NUMBER	HOUSING USED	TERMINAL VOID POSITION	REMOVED POSITION KEYS	CONFIGURATION	FIRST ENDWALL	LAST ENDWALL	POLARIZING RIB BETWEEN	COLOUR STRIPE
93037-1001	93047-0005	NONE	NONE		SLOTTED	SLOTTED	NONE	NONE
93037-1251	93047-0025	NONE	a d f		OPEN	OPEN	NONE	NONE
93037-1002	93047-0305	NONE	NONE		SLOTTED	SLOTTED	3&4	NONE
93037-1003	93047-0005	NONE	a f		SLOTTED	SLOTTED	NONE	NONE
93037-1252	93047-0125	NONE	a f		OPEN	OPEN	1&2	BLUE
93037-1253	93047-0125	CCT 3	a f		OPEN	OPEN	1&2	BLUE
93037-1254	93047-0025	NONE	NONE		OPEN	OPEN	NONE	NONE
93037-1255	93047-0045	NONE	a f		OPEN	SLOTTED	NONE	NONE
93037-1004	93047-0205	NONE	a f		SLOTTED	SLOTTED	2&3	NONE
93037-1005	93047-0325	NONE	NONE		OPEN	OPEN	3&4	NONE
93037-1006	93047-0325	NONE	NONE		OPEN	OPEN	3&4	BLUE
93037-1007	93047-0325	NONE	NONE		OPEN	OPEN	3&4	RED
93037-1008	93047-0325	NONE	NONE		OPEN	OPEN	3&4	GREEN
93037-1009	93047-0205	NONE	NONE		SLOTTED	SLOTTED	2&3	NONE
93037-1011	93047-0405	NONE	NONE		SLOTTED	SLOTTED	4&5	NONE
93037-1012	93047-0425	NONE	a f		OPEN	OPEN	4&5	NONE
93037-1013	93047-0065	NONE	a f		SLOTTED	OPEN	NONE	NONE
93037-1014	93047-0405	NONE	a f		SLOTTED	SLOTTED	4&5	NONE
93037-1015	93047-0405	CCT 3	NONE		SLOTTED	SLOTTED	4&5	NONE
93037-1016	93047-0405	NONE	NONE		SLOTTED	SLOTTED	4&5	GREEN
93037-1017	93047-0305	NONE	a f		SLOTTED	SLOTTED	3&4	NONE
93037-1018	93047-0225	NONE	NONE		OPEN	OPEN	2&3	NONE
93037-1019	93047-0005	CCT 3	NONE		SLOTTED	SLOTTED	NONE	NONE
93037-1020	93047-0325	NONE	a f		OPEN	OPEN	3&4	BLUE
93037-1021	93047-0325	NONE	a f		OPEN	OPEN	3&4	NONE
93037-1022	93047-0125	NONE	a f		OPEN	OPEN	1&2	NONE
93037-1023	93047-0225	NONE	a c d f		OPEN	OPEN	2&3	NONE
93037-1024	93047-0225	NONE	a f		OPEN	OPEN	2&3	NONE

THIS DRAWING CONTAINS INFORMATION THAT IS PROPRIETARY TO MOLEX ELECTRONIC TECHNOLOGIES, LLC AND SHOULD NOT BE USED WITHOUT WRITTEN PERMISSION													
DIMENSION UNITS		SCALE		CURRENT REV DESC:									
mm		1:1		 APPLI-MATE 2.5 FEMALE G.W.T 750 VERSION WITH BEAD ON TERMINAL									
GENERAL TOLERANCES (UNLESS SPECIFIED)										EC NO: 734889		2022/11/16	
ANGULAR TOL		± 0.5°								DRWN: SHRUTJ		2023/01/13	
4 PLACES		±								CHK'D: RAHULH3		2023/01/13	
3 PLACES		± 0.05		APPR: MRAMAKRISHNA		2023/01/13		PRODUCT CUSTOMER DRAWING					
2 PLACES		± 0.1		INITIAL REVISION:				DOCUMENT NUMBER					
1 PLACE		± 0.2		DRWN: CFISHER01		2016/05/25		930370001					
0 PLACES		±		APPR: BRUTTLE		2016/10/14		PSD 000 G3					
DRAFT WHERE APPLICABLE MUST REMAIN WITHIN DIMENSIONS			THIRD ANGLE PROJECTION		DRAWING		SERIES		SHEET NUMBER				
					A2-SIZE		93037		5 OF 11				
					SEE TABLE		GENERAL MARKET						

6 CIRCUIT								
PART NUMBER	HOUSING USED	TERMINAL VOID POSITION	REMOVED POSITION KEYS	CONFIGURATION	FIRST ENDWALL	LAST ENDWALL	POLARIZING RIB BETWEEN	COLOUR STRIPE
93037-1501	93047-0006	NONE	NONE		SLOTTED	SLOTTED	NONE	NONE
93037-1502	93047-0206	CCT 3,4,5,6	a g		SLOTTED	SLOTTED	2&3	NONE
93037-1503	93047-0206	CCT 3,4	NONE		SLOTTED	SLOTTED	2&3	NONE
93037-1504	93047-0206	CCT 1,2	NONE		SLOTTED	SLOTTED	2&3	NONE
93037-1751	93047-0226	NONE	a g		OPEN	OPEN	2&3	NONE
93037-1506	93047-0306	NONE	a g		SLOTTED	SLOTTED	3&4	NONE
93037-1507	93047-0006	NONE	a g		SLOTTED	SLOTTED	NONE	NONE
93037-1508	93047-0206	NONE	a g		SLOTTED	SLOTTED	2&3	BLUE
93037-1509	93047-0206	NONE	NONE		SLOTTED	SLOTTED	2&3	BLUE
93037-1901	93047-0346	NONE	NONE		OPEN	SLOTTED	3&4	NONE
93037-1752	93047-0226	NONE	a g		OPEN	OPEN	2&3	BLUE
93037-1510	93047-0106	NONE	a g		SLOTTED	SLOTTED	1&2	NONE
93037-1511	93047-0366	NONE	NONE		SLOTTED	OPEN	3&4	NONE
93037-1512	93047-0406	NONE	NONE		SLOTTED	SLOTTED	4&5	NONE
93037-1513	93047-0026	NONE	NONE		OPEN	OPEN	NONE	NONE
93037-1514	93047-0506	NONE	a g		SLOTTED	SLOTTED	5&6	NONE
93037-1515	93047-0206	CCT 3 4 5 6	a g		SLOTTED	SLOTTED	2&3	BLUE
93037-1516	93047-0066	NONE	a g		SLOTTED	OPEN	NONE	NONE
93037-1517	93047-0406	NONE	a g		SLOTTED	SLOTTED	4&5	NONE
93037-1518	93047-0106	NONE	NONE		SLOTTED	SLOTTED	1&2	NONE
93037-1519	93047-0506	NONE	NONE		SLOTTED	SLOTTED	5&6	NONE
93037-1753	93047-0426	NONE	NONE		OPEN	OPEN	4&5	NONE
93037-1754	93047-0526	NONE	NONE		OPEN	OPEN	5&6	NONE
93037-1755	93047-0006	CCT 5	NONE		SLOTTED	SLOTTED	NONE	NONE
93037-1756	93047-0306	NONE	NONE		SLOTTED	SLOTTED	3&4	NONE
93037-1757	93047-0206	CCT 1,2,3,4	a g		SLOTTED	SLOTTED	2&3	NONE
93037-1758	93047-0206	CCT 1,2	a g		SLOTTED	SLOTTED	2&3	NONE
93037-1759	93047-0206	CCT 3,4,5,6	ALL		SLOTTED	SLOTTED	2&3	NONE
93037-1760	93047-0526	NONE	a g		OPEN	OPEN	5&6	NONE

6 CIRCUIT								
PART NUMBER	HOUSING USED	TERMINAL VOID POSITION	REMOVED POSITION KEYS	CONFIGURATION	FIRST ENDWALL	LAST ENDWALL	POLARIZING RIB BETWEEN	COLOUR STRIPE
93037-1520	93047-0206	NONE	NONE		SLOTTED	SLOTTED	2&3	GREEN
93037-1521	93047-0206	NONE	a g		SLOTTED	SLOTTED	2&3	NONE
93037-1522	93047-0426	NONE	a g		OPEN	OPEN	4&5	NONE

THIS DRAWING CONTAINS INFORMATION THAT IS PROPRIETARY TO MOLEX ELECTRONIC TECHNOLOGIES, LLC AND SHOULD NOT BE USED WITHOUT WRITTEN PERMISSION

DIMENSION UNITS	SCALE	CURRENT REV DESC:					
mm	1:1						
GENERAL TOLERANCES (UNLESS SPECIFIED)				APPLI-MATE 2.5 FEMALE G.W.T 750 VERSION WITH BEAD ON TERMINAL			
ANGULAR TOL	± 0.5°						
4 PLACES	±	EC NO: 734889	2022/11/16	PRODUCT CUSTOMER DRAWING			
3 PLACES	± 0.05	DRWN: SHRUTJ	2023/01/13				
2 PLACES	± 0.1	CHK'D: RAHULH3	2023/01/13				
1 PLACE	± 0.2	APPR: MRAMAKRISHNA	2023/01/13	DOCUMENT NUMBER			
0 PLACES	±	INITIAL REVISION:					
DRAFT WHERE APPLICABLE MUST REMAIN WITHIN DIMENSIONS		THIRD ANGLE PROJECTION	DRAWING	SERIES	MATERIAL NUMBER	CUSTOMER	SHEET NUMBER
			A2-SIZE	93037	SEE TABLE	GENERAL MARKET	6 OF 11

7 CIRCUIT								
PART NUMBER	HOUSING USED	TERMINAL VOID POSITION	REMOVED POSITION KEYS	CONFIGURATION	FIRST ENDWALL	LAST ENDWALL	POLARIZING RIB BETWEEN	COLOUR STRIPE
93037-2001	93047-0007	NONE	NONE		SLOTTED	SLOTTED	NONE	NONE
93037-2002	93047-0207	NONE	a h		SLOTTED	SLOTTED	2&3	NONE
93037-2003	93047-0207	CCT 2,6	NONE		SLOTTED	SLOTTED	2&3	NONE
93037-2004	93047-0207	NONE	NONE		SLOTTED	SLOTTED	2&3	NONE
93037-2005	93047-0007	NONE	a h		SLOTTED	SLOTTED	NONE	NONE
93037-2006	93047-0207	NONE	a h		SLOTTED	SLOTTED	2&3	BLUE
93037-2007	93047-0207	NONE	b c d e f		SLOTTED	SLOTTED	2&3	NONE
93037-2008	93047-0207	CCT 7	a h		SLOTTED	SLOTTED	2&3	BLUE
93037-2009	93047-0027	NONE	NONE		OPEN	OPEN	NONE	NONE
93037-2010	93047-0527	NONE	NONE		OPEN	OPEN	5&6	NONE
93037-2011	93047-0207	NONE	a h		SLOTTED	SLOTTED	2&3	BLACK
93037-2012	93047-0207	NONE	NONE		SLOTTED	SLOTTED	2&3	BLACK
93037-2013	93047-0227	NONE	NONE		OPEN	OPEN	2&3	NONE
93037-2014	93047-0427	NONE	NONE		OPEN	OPEN	4&5	NONE
93037-2015	93047-0507	NONE	NONE		SLOTTED	SLOTTED	5&6	NONE
93037-2016	93047-0207	NONE	ALL		SLOTTED	SLOTTED	2&3	NONE
93037-2017	93047-0227	CCT 2,6	a h		OPEN	OPEN	2&3	NONE
93037-2018	93047-0207	CCT 1,2,6,7	a h		SLOTTED	SLOTTED	2&3	NONE
93037-2019	93047-0207	CCT 1,2,5,6,7	a h		SLOTTED	SLOTTED	2&3	NONE
93037-2020	93047-0207	CCT 1,2,3,4,7	a h		SLOTTED	SLOTTED	2&3	NONE
93037-2021	93047-0207	CCT 3,4,5,6,7	a h		SLOTTED	SLOTTED	2&3	NONE
93037-2022	93047-0547	NONE	a h		OPEN	SLOTTED	5&6	NONE
93037-2024	93047-0207	NONE	ALL		SLOTTED	SLOTTED	2&3	NONE
93037-2025	93047-0507	NONE	ALL		SLOTTED	SLOTTED	5&6	NONE
93037-2026	93047-0607	NONE	NONE		SLOTTED	SLOTTED	6&7	NONE
93037-2028	93047-0207	CCT 2,6	a h		SLOTTED	SLOTTED	2&3	NONE
93037-2029	93047-0227	NONE	a h		OPEN	OPEN	2&3	NONE
93037-2030	93047-0527	CCT 2,4	ALL		OPEN	OPEN	5&6	NONE
93037-2031	93047-0127	NONE	a h		OPEN	OPEN	1&2	NONE
93037-2032	93047-0307	NONE	a h		SLOTTED	SLOTTED	3&4	NONE

G2
G2
G2

7 CIRCUIT								
PART NUMBER	HOUSING USED	TERMINAL VOID POSITION	REMOVED POSITION KEYS	CONFIGURATION	FIRST ENDWALL	LAST ENDWALL	POLARIZING RIB BETWEEN	COLOUR STRIPE
93037-2033	93047-0467	NONE	a h		SLOTTED	OPEN	4&5	NONE

G2

THIS DRAWING CONTAINS INFORMATION THAT IS PROPRIETARY TO MOLEX ELECTRONIC TECHNOLOGIES, LLC AND SHOULD NOT BE USED WITHOUT WRITTEN PERMISSION

DIMENSION UNITS	SCALE	CURRENT REV DESC:		molex			
mm	1:1						
GENERAL TOLERANCES (UNLESS SPECIFIED)				APPLI-MATE 2.5 FEMALE G.W.T 750 VERSION WITH BEAD ON TERMINAL			
ANGULAR TOL	± 0.5°	EC NO: 734889		PRODUCT CUSTOMER DRAWING			
4 PLACES	±	DRWN: SHRUTJ		2022/11/16			
3 PLACES	± 0.05	CHK'D: RAHULH3		2023/01/13			
2 PLACES	± 0.1	APPR: MRAMAKRISHNA		2023/01/13			
1 PLACE	± 0.2	INITIAL REVISION:		DOCUMENT NUMBER			
0 PLACES	±	DRWN: CFISHER01		2016/05/25		930370001	
DRAFT WHERE APPLICABLE MUST REMAIN WITHIN DIMENSIONS		THIRD ANGLE PROJECTION		DRAWING		SERIES	
				A2-SIZE		93037	
				MATERIAL NUMBER		CUSTOMER	
				SEE TABLE		GENERAL MARKET	
				SHEET NUMBER		7 OF 11	

8 CIRCUIT

PART NUMBER	HOUSING USED	TERMINAL VOID POSITION	REMOVED POSITION KEYS	CONFIGURATION	FIRST ENDWALL	LAST ENDWALL	POLARIZING RIB BETWEEN	COLOUR STRIPE
93037-2501	93047-0008	NONE	NONE		SLOTTED	SLOTTED	NONE	NONE
93037-2751	93047-0728	NONE	NONE		OPEN	OPEN	7&8	NONE
93037-2752	93047-0628	NONE	NONE		OPEN	OPEN	6&7	NONE
93037-2502	93047-0208	NONE	ALL		SLOTTED	SLOTTED	2&3	NONE
93037-2503	93047-0208	NONE	NONE		SLOTTED	SLOTTED	2&3	NONE
93037-2504	93047-0208	NONE	a i		SLOTTED	SLOTTED	2&3	BLUE
93037-2505	93047-0008	NONE	a		SLOTTED	SLOTTED	NONE	NONE
93037-2506	93047-0308	NONE	NONE		SLOTTED	SLOTTED	3&4	NONE
93037-2507	93047-0328	NONE	NONE		OPEN	OPEN	3&4	NONE
93037-2508	93047-0328	NONE	a i		OPEN	OPEN	3&4	NONE
93037-2509	93047-0228	NONE	NONE		OPEN	OPEN	2&3	NONE
93037-2510	93047-0028	NONE	NONE		OPEN	OPEN	NONE	NONE
93037-2511	93047-0208	CCT 1, 2, 3, 4, 8	ALL		SLOTTED	SLOTTED	2&3	NONE
93037-2512	93047-0008	NONE	a i		SLOTTED	SLOTTED	NONE	NONE
93037-2513	93047-0208	CCT 8	ALL		SLOTTED	SLOTTED	2&3	NONE
93037-2514	93047-0208	CCT 1,2,8	ALL		SLOTTED	SLOTTED	2&3	NONE
93037-2515	93047-0208	CCT 2	ALL		SLOTTED	SLOTTED	2&3	NONE
93037-2516	93047-0708	NONE	NONE		SLOTTED	SLOTTED	7&8	NONE
93037-2517	93047-0428	NONE	a i		OPEN	OPEN	4&5	NONE
93037-2518	93047-0728	NONE	a i		OPEN	OPEN	7&8	NONE
93037-2520	93047-0528	NONE	a i		OPEN	OPEN	5&6	NONE
93037-2521	93047-0228	NONE	a i		OPEN	OPEN	2&3	NONE
93037-2522	93047-0208	NONE	a i		SLOTTED	SLOTTED	2&3	NONE

G2

G2

9 CIRCUIT

PART NUMBER	HOUSING USED	TERMINAL VOID POSITION	REMOVED POSITION KEYS	CONFIGURATION	FIRST ENDWALL	LAST ENDWALL	POLARIZING RIB BETWEEN	COLOUR STRIPE
93037-3001	93047-0009	NONE	NONE		SLOTTED	SLOTTED	NONE	NONE
93037-3002	93047-0209	CCT 2,5,7	NONE		SLOTTED	SLOTTED	2&3	NONE
93037-3253	93047-0829	NONE	NONE		OPEN	OPEN	8&9	NONE
93037-3003	93047-0209	NONE	a j		SLOTTED	SLOTTED	2&3	NONE
93037-3004	93047-0209	CCT 2,5,7	ALL		SLOTTED	SLOTTED	2&3	NONE
93037-3005	93047-0209	NONE	NONE		SLOTTED	SLOTTED	2&3	NONE
93037-3006	93047-0209	CCT 1	NONE		SLOTTED	SLOTTED	2&3	NONE
93037-3007	93047-2009	CCT 5	NONE		SLOTTED	SLOTTED	4&5 5&6	NONE
93037-3254	93047-0729	NONE	NONE		OPEN	OPEN	7&8	NONE
93037-3008	93047-0709	CCT 3,5,7	a j		SLOTTED	SLOTTED	7&8	NONE
93037-3255	93047-0209	CCT 3,5,7	a j		SLOTTED	SLOTTED	2&3	NONE
93037-3257	93047-0629	NONE	a j		OPEN	OPEN	6&7	NONE
93037-3258	93047-0229	NONE	a j		OPEN	OPEN	2&3	NONE
93037-3259	93047-0809	NONE	a j		SLOTTED	SLOTTED	8&9	NONE
93037-3260	93047-0529	NONE	a j		OPEN	OPEN	5&6	NONE

G2

G2

G2

THIS DRAWING CONTAINS INFORMATION THAT IS PROPRIETARY TO MOLEX ELECTRONIC TECHNOLOGIES, LLC AND SHOULD NOT BE USED WITHOUT WRITTEN PERMISSION									
DIMENSION UNITS		SCALE		CURRENT REV DESC:					
mm		1:1							
GENERAL TOLERANCES (UNLESS SPECIFIED)				EC NO: 734889				APPLI-MATE 2.5 FEMALE G.W.T 750 VERSION WITH BEAD ON TERMINAL	
ANGULAR TOL ± 0.5°				DRWN: SHRUTJ 2022/11/16					
4 PLACES ±				CHK'D: RAHULH3 2023/01/13				PRODUCT CUSTOMER DRAWING	
3 PLACES ± 0.05				APPR: MRAMAKRISHNA 2023/01/13					
2 PLACES ± 0.1				INITIAL REVISION:				DOCUMENT NUMBER 930370001	
1 PLACE ± 0.2				DRWN: CFISHER01 2016/05/25					
0 PLACES ±				APPR: BRUTTLE 2016/10/14				DOC TYPE: PSD DOC PART: 000 REVISION: G3	
DRAFT WHERE APPLICABLE MUST REMAIN WITHIN DIMENSIONS		THIRD ANGLE PROJECTION		DRAWING		SERIES		SHEET NUMBER	
				A2-SIZE		93037		8 OF 11	
MATERIAL NUMBER		CUSTOMER		SEE TABLE		GENERAL MARKET			

10 CIRCUIT								
PART NUMBER	HOUSING USED	TERMINAL VOID POSITION	REMOVED POSITION KEYS	CONFIGURATION	FIRST ENDWALL	LAST ENDWALL	POLARIZING RIB BETWEEN	COLOUR STRIPE
93037-3501	93047-0010	NONE	NONE		SLOTTED	SLOTTED	NONE	NONE
93037-3502	93047-0110	NONE	a k		SLOTTED	SLOTTED	1&2	NONE
93037-3503	93047-0210	NONE	a k		SLOTTED	SLOTTED	2&3	BLUE
93037-3504	93047-0210	NONE	a k		SLOTTED	SLOTTED	2&3	NONE
93037-3505	93047-0210	NONE	NONE		SLOTTED	SLOTTED	2&3	NONE
93037-3506	93047-0830	NONE	a k		OPEN	OPEN	8&9	NONE
93037-3507	93047-0310	2,4,6,9	a k		SLOTTED	SLOTTED	3&4	NONE
93037-3508	93047-0310	2,4,8,9	NONE		SLOTTED	SLOTTED	3&4	NONE
93037-3509	93047-0310	NONE	NONE		SLOTTED	SLOTTED	3&4	NONE
93037-3510	93047-0830	NONE	NONE		OPEN	OPEN	8&9	NONE
93037-3511	93047-0830	5,8	a k		OPEN	OPEN	8&9	NONE
93037-3512	93047-0210	1,2,3,4,5,6	a k		SLOTTED	SLOTTED	2&3	NONE
93037-3513	93047-0210	1,2,3,4	a k		SLOTTED	SLOTTED	2&3	NONE
93037-3514	93047-0210	1,2,3,4,5,6,7,8	a k		SLOTTED	SLOTTED	2&3	NONE
93037-3515	93047-0210	1,2	a k		SLOTTED	SLOTTED	2&3	NONE
93037-3516	93047-0210	3,4,5,6	a k		SLOTTED	SLOTTED	2&3	NONE
93037-3517	93047-0210	3,4,5	a k		SLOTTED	SLOTTED	2&3	NONE
93037-3518	93047-0210	7,8	a k		SLOTTED	SLOTTED	2&3	NONE
93037-3519	93047-0210	5,6,7,8	a k		SLOTTED	SLOTTED	2&3	NONE
93037-3521	93047-0230	NONE	a k		OPEN	OPEN	2 & 3	NONE

G2

11 CIRCUIT								
PART NUMBER	HOUSING USED	TERMINAL VOID POSITION	REMOVED POSITION KEYS	CONFIGURATION	FIRST ENDWALL	LAST ENDWALL	POLARIZING RIB BETWEEN	COLOUR STRIPE
93037-4001	93047-0011	NONE	NONE		SLOTTED	SLOTTED	NONE	NONE
93037-4251	93047-0931	NONE	b c d e f g h i j k		OPEN	OPEN	9&10	NONE
93037-4002	93047-0711	NONE	NONE		SLOTTED	SLOTTED	7&8	NONE
93037-4003	93047-0411	NONE	NONE		SLOTTED	SLOTTED	4&5	NONE
93037-4252	93047-0931	NONE	NONE		OPEN	OPEN	9&10	NONE
93037-4253	93047-0831	NONE	a l		OPEN	OPEN	8&9	NONE
93037-4254	93047-0211	5,7,10	a l		SLOTTED	SLOTTED	2&3	NONE
93037-4255	93047-0211	1,2,5,7,10	a l		SLOTTED	SLOTTED	2&3	NONE
G3 93037-4256	93047-1011	NONE	NONE		SLOTTED	SLOTTED	10&11	NONE
G3 93037-4257	93047-0511	NONE	NONE		SLOTTED	SLOTTED	5&6	NONE

G3

G3

THIS DRAWING CONTAINS INFORMATION THAT IS PROPRIETARY TO MOLEX ELECTRONIC TECHNOLOGIES, LLC AND SHOULD NOT BE USED WITHOUT WRITTEN PERMISSION

DIMENSION UNITS	SCALE	CURRENT REV DESC:		molex			
mm	1:1						
GENERAL TOLERANCES (UNLESS SPECIFIED)		EC NO: 734889		APPLI-MATE 2.5 FEMALE G.W.T 750 VERSION WITH BEAD ON TERMINAL			
ANGULAR TOL	± 0.5°	4 PLACES	±	DRWN: SHRUTJ	2022/11/16	PRODUCT CUSTOMER DRAWING	
		3 PLACES	± 0.05	CHK'D: RAHULH3	2023/01/13	DOCUMENT NUMBER	
		2 PLACES	± 0.1	APPR: MRAMAKRISHNA	2023/01/13	930370001	
		1 PLACE	± 0.2	INITIAL REVISION:		DOC TYPE	DOC PART
		0 PLACES	±	DRWN: CFISHER01	2016/05/25	PSD	000
DRAFT WHERE APPLICABLE MUST REMAIN WITHIN DIMENSIONS		THIRD ANGLE PROJECTION	DRAWING	SERIES	MATERIAL NUMBER	CUSTOMER	SHEET NUMBER
			A2-SIZE	93037	SEE TABLE	GENERAL MARKET	9 OF 11

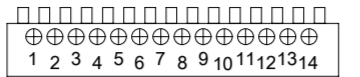
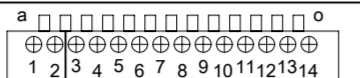
12 CIRCUIT								
PART NUMBER	HOUSING USED	TERMINAL VOID POSITION	REMOVED POSITION KEYS	CONFIGURATION	FIRST ENDWALL	LAST ENDWALL	POLARIZING RIB BETWEEN	COLOUR STRIPE
93037-4501	93047-0012	NONE	NONE		SLOTTED	SLOTTED	NONE	NONE
93037-4502	93047-1032	NONE	NONE		OPEN	OPEN	10&11	NONE
93037-4504	93047-0032	NONE	NONE		OPEN	OPEN	NONE	NONE
93037-4505	93047-1132	NONE	NONE		OPEN	OPEN	11&12	NONE
93037-4506	93047-0212	NONE	a m		SLOTTED	SLOTTED	2&3	NONE
93037-4507	93047-0232	NONE	a m		OPEN	OPEN	2&3	NONE

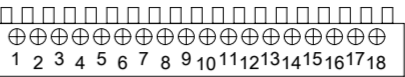
G2

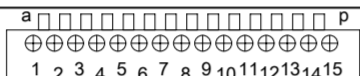
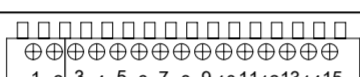
G2

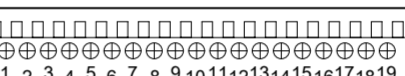
13 CIRCUIT								
PART NUMBER	HOUSING USED	TERMINAL VOID POSITION	REMOVED POSITION KEYS	CONFIGURATION	FIRST ENDWALL	LAST ENDWALL	POLARIZING RIB BETWEEN	COLOUR STRIPE
93037-5001	93047-0013	NONE	NONE		SLOTTED	SLOTTED	NONE	NONE
93037-5251	93047-0233	NONE	a n		OPEN	OPEN	2&3	NONE
93037-5002	93047-0013	NONE	a n		SLOTTED	SLOTTED	NONE	NONE
93037-5003	93047-0213	CCT 2	a n		SLOTTED	SLOTTED	2&3	NONE
93037-5004	93047-0213	CCT 12	a n		SLOTTED	SLOTTED	2&3	NONE
93037-5005	93047-0213	2,3,4,7,9,12	ALL		SLOTTED	SLOTTED	2&3	NONE
93037-5006	93047-0213	2,7,9,12	a n		SLOTTED	SLOTTED	2&3	NONE
93037-5007	93047-0213	3,4,7,9,12	ALL		SLOTTED	SLOTTED	2&3	NONE
93037-5008	93047-0413	NONE	NONE		SLOTTED	SLOTTED	4&5	NONE
93037-5009	93047-1133	NONE	NONE		OPEN	OPEN	11&12	NONE
93037-5010	93047-1113	1,2,7,9,12	a n		SLOTTED	SLOTTED	11&12	NONE
93037-5011	93047-1113	2,5,7,12,13	a n		SLOTTED	SLOTTED	11&12	NONE
93037-5012	93047-0213	3,4,7,9,12	a n		SLOTTED	SLOTTED	2&3	NONE
93037-5013	93047-0213	1,2,7,9,12	a n		SLOTTED	SLOTTED	2&3	NONE
93037-5014	93047-0213	1,2,3,4,7,9,12	a n		SLOTTED	SLOTTED	2&3	NONE
93037-5015	93047-0213	2,5,7,12,13	a n		SLOTTED	SLOTTED	2&3	NONE
93037-5016	93047-0213	2,5,7	a n		SLOTTED	SLOTTED	2&3	NONE
93037-5017	93047-0213	7,9,12	a n		SLOTTED	SLOTTED	2&3	NONE

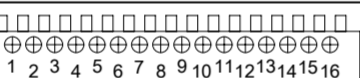
THIS DRAWING CONTAINS INFORMATION THAT IS PROPRIETARY TO MOLEX ELECTRONIC TECHNOLOGIES, LLC AND SHOULD NOT BE USED WITHOUT WRITTEN PERMISSION									
DIMENSION UNITS	SCALE	CURRENT REV DESC:							
mm	1:1								
GENERAL TOLERANCES (UNLESS SPECIFIED)		EC NO: 734889			APPLI-MATE 2.5 FEMALE				
ANGULAR TOL ± 0.5°		DRWN: SHRUTJ 2022/11/16			G.W.T 750 VERSION WITH BEAD ON TERMINAL				
4 PLACES ±		CHK'D: RAHULH3 2023/01/13			PRODUCT CUSTOMER DRAWING				
3 PLACES ± 0.05		APPR: MRAMAKRISHNA 2023/01/13			DOCUMENT NUMBER				
2 PLACES ± 0.1		INITIAL REVISION:			930370001		DOC TYPE	DOC PART	REVISION
1 PLACE ± 0.2		DRWN: CFISHER01 2016/05/25			PSD		000	G3	
0 PLACES ±		APPR: BRUTTLE 2016/10/14							
DRAFT WHERE APPLICABLE MUST REMAIN WITHIN DIMENSIONS		THIRD ANGLE PROJECTION	DRAWING	SERIES	MATERIAL NUMBER	CUSTOMER		SHEET NUMBER	
			A2-SIZE	93037	SEE TABLE	GENERAL MARKET		10 OF 11	

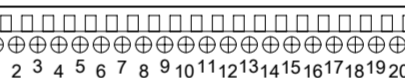
14 CIRCUIT								
PART NUMBER	HOUSING USED	TERMINAL VOID POSITION	REMOVED POSITION KEYS	CONFIGURATION	FIRST ENDWALL	LAST ENDWALL	POLARIZING RIB BETWEEN	COLOUR STRIPE
93037-5501	93047-0014	NONE	NONE		SLOTTED	SLOTTED	NONE	NONE
93037-5502	93047-0214	NONE	a o		SLOTTED	SLOTTED	2&3	NONE

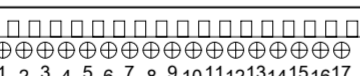
18 CIRCUIT									
PART NUMBER	HOUSING USED	TERMINAL VOID POSITION	REMOVED POSITION KEYS	CONFIGURATION	FIRST ENDWALL	LAST ENDWALL	POLARIZING RIB BETWEEN	COLOUR STRIPE	
93037-7501	93047-0018	NONE	NONE		SLOTTED	SLOTTED	NONE	NONE	


15 CIRCUIT								
PART NUMBER	HOUSING USED	TERMINAL VOID POSITION	REMOVED POSITION KEYS	CONFIGURATION	FIRST ENDWALL	LAST ENDWALL	POLARIZING RIB BETWEEN	COLOUR STRIPE
93037-6002	93047-0015	NONE	a p		SLOTTED	SLOTTED	NONE	NONE
93037-6003	93047-0215	NONE	NONE		SLOTTED	SLOTTED	2&3	NONE

19 CIRCUIT									
PART NUMBER	HOUSING USED	TERMINAL VOID POSITION	REMOVED POSITION KEYS	CONFIGURATION	FIRST ENDWALL	LAST ENDWALL	POLARIZING RIB BETWEEN	COLOUR STRIPE	
93037-8001	93047-0019	NONE	NONE		SLOTTED	SLOTTED	NONE	NONE	

16 CIRCUIT								
PART NUMBER	HOUSING USED	TERMINAL VOID POSITION	REMOVED POSITION KEYS	CONFIGURATION	FIRST ENDWALL	LAST ENDWALL	POLARIZING RIB BETWEEN	COLOUR STRIPE
93037-6501	93047-0016	NONE	NONE		SLOTTED	SLOTTED	NONE	NONE

20 CIRCUIT									
PART NUMBER	HOUSING USED	TERMINAL VOID POSITION	REMOVED POSITION KEYS	CONFIGURATION	FIRST ENDWALL	LAST ENDWALL	POLARIZING RIB BETWEEN	COLOUR STRIPE	
93037-8501	93047-0020	NONE	NONE		SLOTTED	SLOTTED	NONE	NONE	

17 CIRCUIT								
PART NUMBER	HOUSING USED	TERMINAL VOID POSITION	REMOVED POSITION KEYS	CONFIGURATION	FIRST ENDWALL	LAST ENDWALL	POLARIZING RIB BETWEEN	COLOUR STRIPE
93037-7001	93047-0017	NONE	NONE		SLOTTED	SLOTTED	NONE	NONE

THIS DRAWING CONTAINS INFORMATION THAT IS PROPRIETARY TO MOLEX ELECTRONIC TECHNOLOGIES, LLC AND SHOULD NOT BE USED WITHOUT WRITTEN PERMISSION										
DIMENSION UNITS	SCALE	CURRENT REV DESC:				molex				
mm	1:1									
GENERAL TOLERANCES (UNLESS SPECIFIED)						APPLI-MATE 2.5 FEMALE G.W.T 750 VERSION WITH BEAD ON TERMINAL				
ANGULAR TOL	± 0.5°	EC NO: 734889				PRODUCT CUSTOMER DRAWING				
4 PLACES	±	DRWN: SHRUTJ		2022/11/16						
3 PLACES	± 0.05	CHK'D: RAHULH3		2023/01/13						
2 PLACES	± 0.1	APPR: MRAMAKRISHNA		2023/01/13						
1 PLACE	± 0.2	INITIAL REVISION:				DOCUMENT NUMBER				
0 PLACES	±	DRWN: CFISHER01		2016/05/25		930370001		PSD	000	G3
DRAFT WHERE APPLICABLE MUST REMAIN WITHIN DIMENSIONS		THIRD ANGLE PROJECTION		DRAWING	SERIES	MATERIAL NUMBER	CUSTOMER		SHEET NUMBER	
				A2-SIZE	93037	SEE TABLE	GENERAL MARKET		11 OF 11	

DOCUMENT STATUS	P1	RELEASE DATE	2023/01/13	07:21:47
-----------------	----	--------------	------------	----------