

Type RALT Resettable Fuse (PTC's) Battery Strap



www.optifuse.com (619) 593-5050

Application:

- Rechargeable battery packs
- Lithium cell and battery packs

Product Features:

Low profile, Solid State

Operation Current: 700mA ~ 3.4A

Maximum Voltage: 24V

Temperature Range: -40°C to 85°C

Agency Standards and Listings:



Electrical Characteristics (23°C)

Part Number	Hold Current	Trip Current	Rated Voltage	Max Current	Typical Power	Resistance Tolerance		
	I_H, A	I_T, A	V_{MAX}, V_{dc}	I_{MAX}, A	Pd, W	R_{MIN} Ω	R_{MAX} Ω	$R1_{MAX}$ Ω
RALT-070	0.7	1.5	24	100	1.1	0.100	0.200	0.340
RALT-100	1.0	2.5	24	100	1.5	0.070	0.130	0.260
RALT-180	1.8	3.8	24	100	2.0	0.040	0.068	0.120
RALT-190	1.9	4.2	24	100	1.9	0.030	0.057	0.100
RALT-260	2.6	5.2	24	100	2.3	0.025	0.042	0.076
RALT-300	3.0	6.3	24	100	2.0	0.015	0.031	0.055
RALT-310	3.1	6.0	24	100	2.5	0.018	0.030	0.055
RALT-340	3.4	6.8	24	100	2.7	0.016	0.027	0.050

I_H = Hold Current – Maximum current at which the device will not trip at 23°C still air.

I_T = Trip Current – Minimum current at which the device will always trip at 23°C still air.

V_{MAX} = Maximum voltage device can withstand without damage at it's rated current.

I_{MAX} = Maximum fault current device can withstand without damage at rated voltage (V max).

Pd = Maximum power dissipated from device when in the tripped state in 23°C still air environment.

R_{MIN} = Minimum device resistance at 23°C.

$R1_{MAX}$ = Maximum device resistance at 23°C, 1 hour after tripping.

Physical Specifications:

Lead Material: 0.13mm nominal thickness, quarter hard nickel

Insulating Material: Polyester tape

Note: All specifications subject to change without notice.

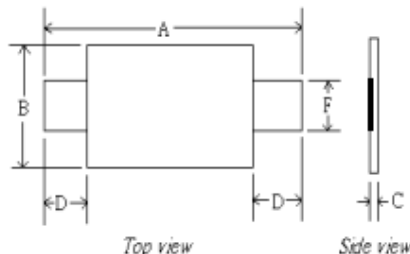
Rev B 11/2012 - Page: 1/3
Code F01-01H

Type RALT Resettable Fuse (PTC's) Battery Strap



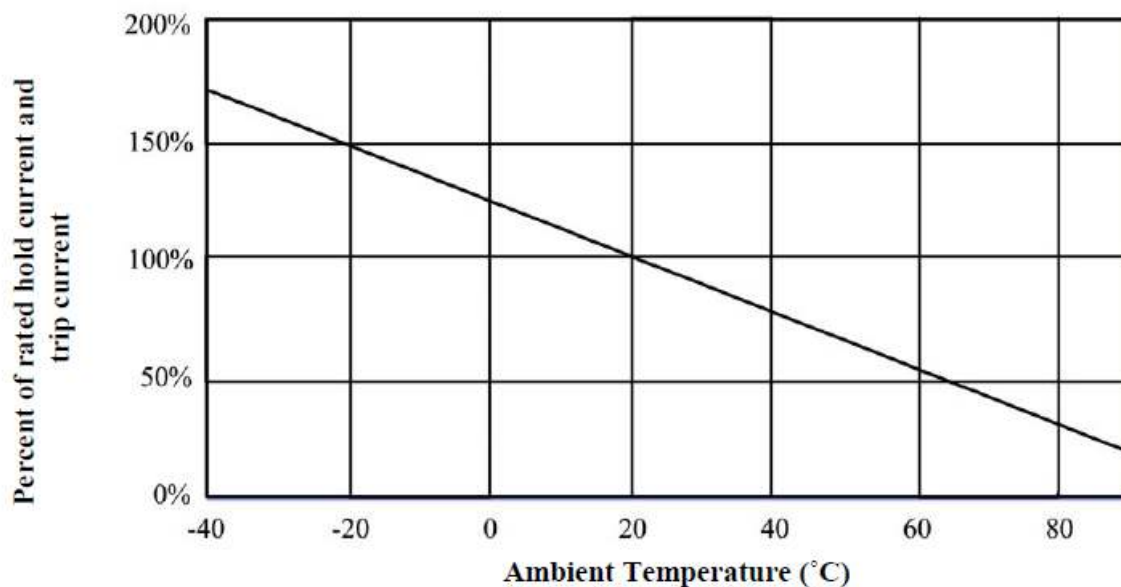
www.optifuse.com (619) 593-5050

RALT Product Dimensions (millimeters)



Part Number	A		B		C		D		F	
	Min	Max	Min	Max	Min	Max	Min	Max	Min	Max
RALT-070	19.9	22.1	4.9	5.2	0.7	1.2	5.5	7.5	3.9	4.1
RALT-100	20.9	23.1	4.9	5.2	0.6	1.0	4.1	5.5	3.9	4.1
RALT-180	24.0	26.0	4.9	5.2	0.6	1.0	4.1	5.5	3.9	4.1
RALT-190	21.3	23.4	10.2	11.0	0.5	1.1	5.0	7.6	4.8	5.4
RALT-260	24.0	26.0	10.8	11.9	0.6	1.0	5.0	7.0	5.9	6.1
RALT-300	28.4	31.8	13.0	13.5	0.5	1.1	6.3	8.9	6.0	6.6
RALT-310	24.0	26.0	14.8	15.9	0.6	1.0	5.0	7.0	5.9	6.1
RALT-340	24.0	26.0	14.8	15.9	0.6	1.0	4.0	5.0	5.9	6.1

Thermal Derating Curve – RALT Series



Note: All specifications subject to change without notice.

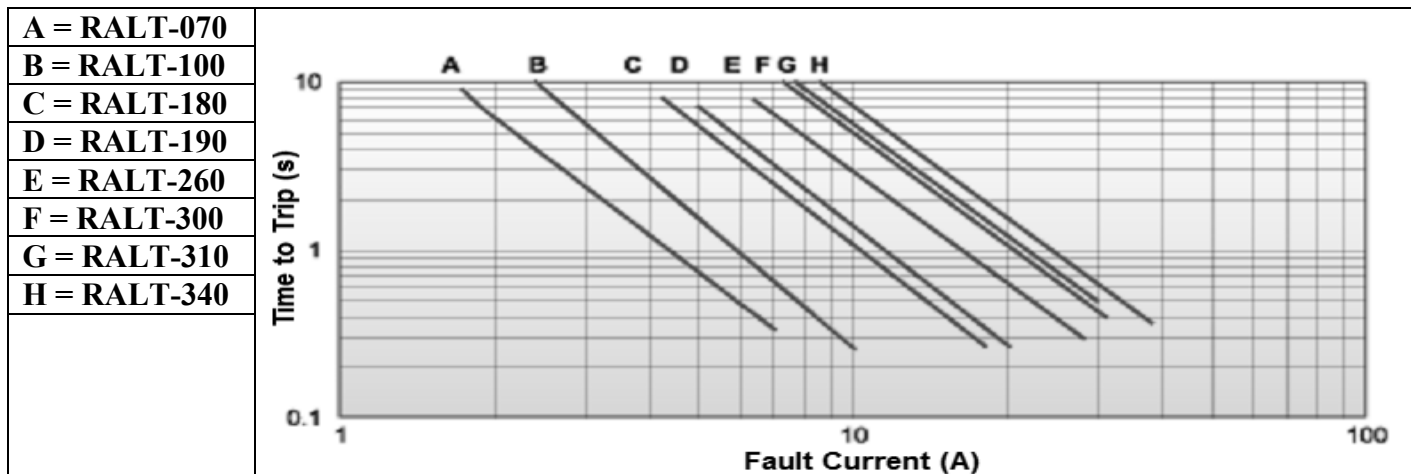
Rev B 11/2012 - Page: 2/3
Code F01-01H

Type RALT Resettable Fuse (PTC's) Battery Strap



www.optifuse.com (619) 593-5050

Typical Time-To-Trip at 23°C



Standard Package

Part Number	Pcs/Bag
RALT-070	1K
RALT-100	1K
RALT-180	1K
RALT-190	500
RALT-260	500
RALT-300	500
RALT-310	500
RALT-340	500

Warning: 	<ul style="list-style-type: none"> -Operation beyond the specified maximum ratings or improper use may result in damage and possible electrical arcing and/or flame. -PPTC device are intended for occasional overcurrent protection. Application for repeated overcurrent condition and/or prolonged trip are not anticipated. -Avoid contact of PPTC device with chemical solvent. Prolonged contact will damage the device performance.
---------------------	---

Note: All specifications subject to change without notice.