



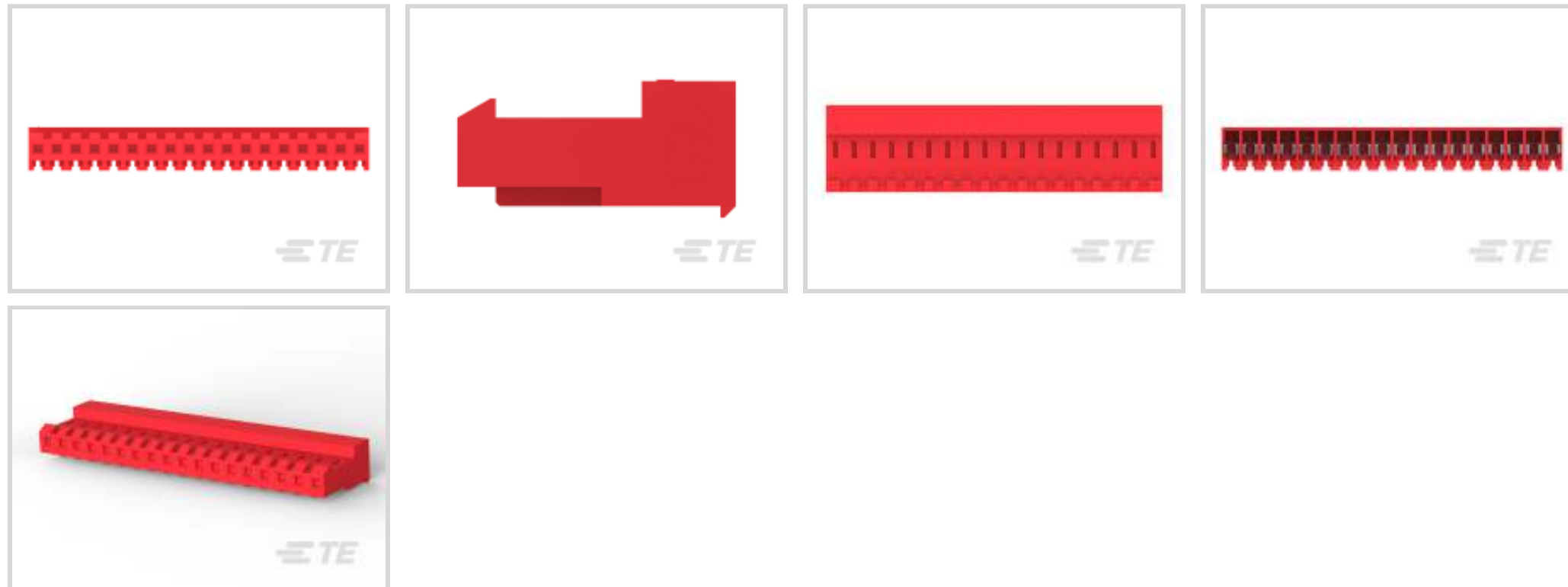
MTA 156

TE Internal #: 1-640428-8

TE Internal Description: 18P MTA156 CONN ASSY 22AWG RED

[View on TE.com >](#)

Connectors > Power Connectors > Rectangular Power > Rectangular Power Connectors



Rectangular Power Connector Type: **Connector Assembly**

Connector & Housing Type: **Receptacle**

Connector System: **Wire-to-Board**

Number of Positions: **18**

Centerline (Pitch): **3.96 mm [.156 in]**

Features

Product Type Features

| | |
|------------------------------------|--------------------|
| Compatible With Discrete Wire Type | Stranded |
| Rectangular Power Connector Type | Connector Assembly |
| Connector & Housing Type | Receptacle |
| Connector System | Wire-to-Board |
| Sealable | No |
| Connector & Contact Terminates To | Wire & Cable |

Configuration Features

| | |
|---------------------------|----|
| Number of Positions | 18 |
| Number of Power Positions | 18 |
| Number of Rows | 1 |

Electrical Characteristics

| | |
|-------------------|---------|
| Operating Voltage | 600 VAC |
|-------------------|---------|

Body Features

| | |
|-------------------|----------|
| Cable Exit Angle | 90° |
| Connector Profile | Standard |

Contact Features

| | |
|---|--|
| Contact Layout | Inline |
| Wire Contact Termination Area Plating Thickness | 2.03 – 5.08 μm [80 – 200 μin] |
| Contact Mating Area Plating Material | Tin-Lead |
| Contact Mating Area Plating Material Finish | Bright |
| Contact Base Material | Copper Alloy |
| Contact Current Rating (Max) | 7 A |
| Contact Retention Within Housing | With |
| Contact Type | Receptacle |
| Wire Contact Termination Area Plating Material | Tin-Lead |
| Contact Mating Area Plating Material Thickness | 2.03 – 5.08 μm [80 – 200 μin] |

Termination Features

| | |
|------------------------------------|-------------------------------|
| Termination Method to Wire & Cable | Insulation Displacement (IDC) |
|------------------------------------|-------------------------------|

Mechanical Attachment

| | |
|---------------------------------------|----------------------------|
| Strain Relief | With |
| Mating Retention | With |
| Mating Alignment | Without |
| Contact Retention Type Within Housing | Locking Lance |
| PCB Mount Alignment | Without |
| Panel Mount Feature | Without |
| PCB Mount Retention | Without |
| Mating Retention Type | Locking Ramp |
| Connector Mounting Type | Cable Mount (Free-Hanging) |

Housing Features

| | |
|------------------------------------|------------------|
| Wire & Cable IDC Installation Type | Closed End |
| Centerline (Pitch) | 3.96 mm[.156 in] |
| Housing Color | Red |
| Housing Material | Nylon |

Dimensions

| | |
|--------------------------------------|--------------------|
| Connector Height | 9.02 mm[.355 in] |
| Product Length | 71.32 mm[2.808 in] |
| Compatible Insulation Diameter Range | 2.41 mm[.095 in] |



Wire Size .325 mm²

Usage Conditions

Operating Temperature Range -55 – 105 °C[-67 – 221 °F]

Operation/Application

Circuit Application Power

Industry Standards

CSA Rating Certified, LR 7189

UL Rating Recognized

Agency/Standard CSA, UL

Approved Standards UL E28476

UL Flammability Rating UL 94V-2

Glow Wire Rating Standard Part - Not Glow Wire

Packaging Features

Packaging Quantity 125

Packaging Method Box & Carton

Product Compliance

[For compliance documentation, visit the product page on TE.com>](#)

EU RoHS Directive 2011/65/EU Not Compliant

EU ELV Directive 2000/53/EC Compliant with Exemptions

China RoHS 2 Directive MIIT Order No 32, 2016 Restricted Materials Above Threshold

EU REACH Regulation (EC) No. 1907/2006
 Current ECHA Candidate List: JUNE 2023 (235)
 Candidate List Declared Against: JAN 2023 (233)
 SVHC > Threshold:
 Pb (13% in Component Part)

Article Safe Usage Statements:

Do not eat, drink or smoke when using this product. Wash thoroughly after handling. Recycle if possible and dispose of the article by following all applicable governmental regulations relevant to your geographic location.

Halogen Content Low Halogen - Br, Cl, F, I < 900 ppm per homogenous material. Also BFR/CFR/PVC Free

Solder Process Capability Not applicable for solder process capability

Product Compliance Disclaimer


This information is provided based on reasonable inquiry of our suppliers and represents our current actual knowledge based on the information they provided. This information is subject to change. The part numbers that TE has identified as

EU RoHS compliant have a maximum concentration of 0.1% by weight in homogenous materials for lead, hexavalent chromium, mercury, PBB, PBDE, DBP, BBP, DEHP, DIBP, and 0.01% for cadmium, or qualify for an exemption to these limits as defined in the Annexes of Directive 2011/65/EU (RoHS2). Finished electrical and electronic equipment products will be CE marked as required by Directive 2011/65/EU. Components may not be CE marked. Additionally, the part numbers that TE has identified as EU ELV compliant have a maximum concentration of 0.1% by weight in homogenous materials for lead, hexavalent chromium, and mercury, and 0.01% for cadmium, or qualify for an exemption to these limits as defined in the Annexes of Directive 2000/53/EC (ELV). Regarding the REACH Regulation, the information TE provides on SVHC in articles for this part number is based on the latest European Chemicals Agency (ECHA) 'Guidance on requirements for substances in articles' posted at this URL: <https://echa.europa.eu/guidance-documents/guidance-on-reach>

Also in the Series | MTA 156



Insertion & Extraction Tools(1)




PCB Connector Covers(88)




PCB Connector Keying(2)



PCB Connector Mounting(1)



PCB Headers & Receptacles(316)



Power Contacts(3)



Rectangular Power Connectors(699)

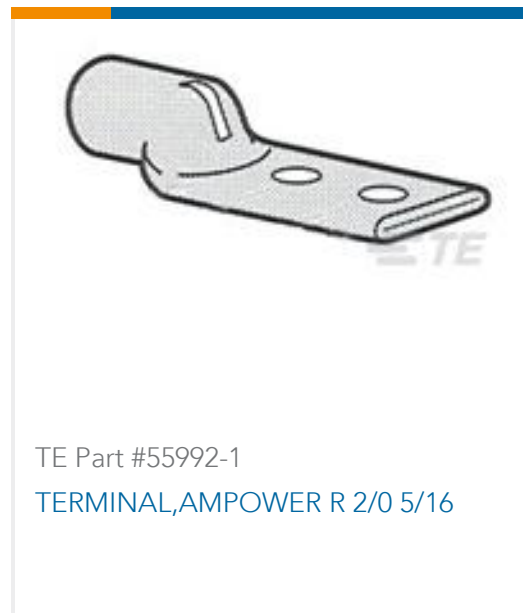
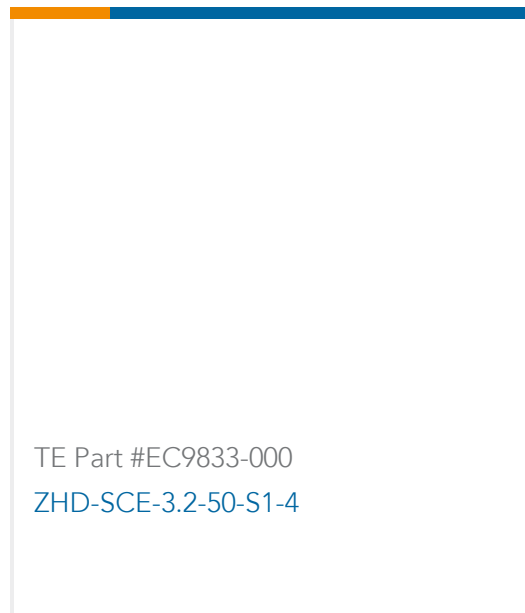


Standard Rectangular Connectors(340)



Wire-to-Board Connector Contacts(3)

Customers Also Bought



Documents

Product Drawings

18P MTA156 CONN ASSY 22AWG RED

English

CAD Files

Customer View Model

[ENG_CVM_CVM_1-640428-8_M.2d_dxf.zip](#)

English

3D PDF

3D

Customer View Model

[ENG_CVM_CVM_1-640428-8_M.3d_igs.zip](#)

English

Customer View Model

[ENG_CVM_CVM_1-640428-8_M.3d_stp.zip](#)

English

By downloading the CAD file I accept and agree to the [Terms and Conditions](#) of use.

Product Specifications

Product Specification

English

Agency Approvals

CSA Certificate

English