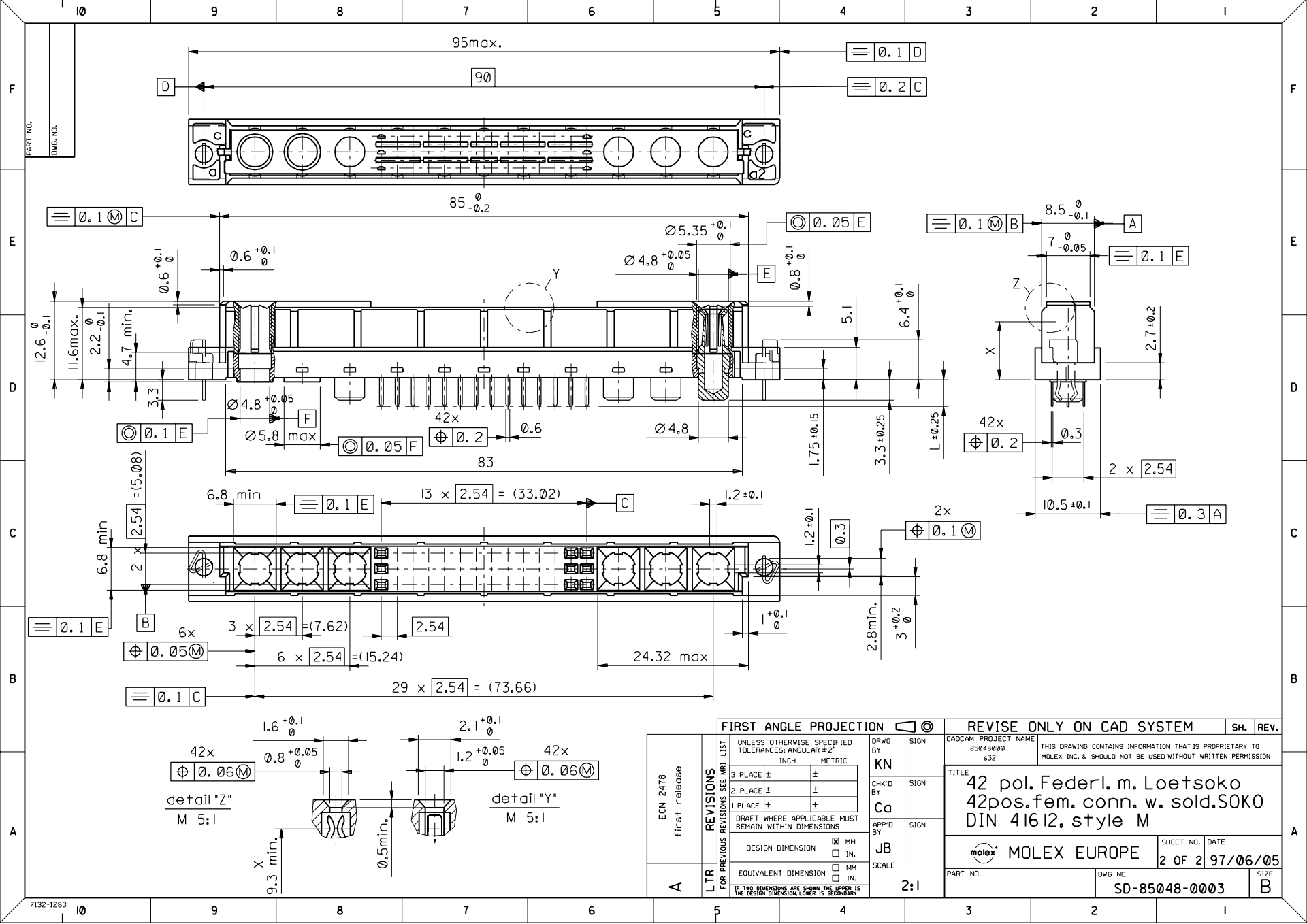

FIRST ANGLE PROJECTION		REVISE ONLY ON CAD SYSTEM	SH. REV.
UNLESS OTHERWISE SPECIFIED TOLERANCES: ANGULAR ±2°	DRWG BY KN	CADCAM PROJECT NAME 85048000 s32	THIS DRAWING CONTAINS INFORMATION THAT IS PROPRIETARY TO MOLEX INC. & SHOULD NOT BE USED WITHOUT WRITTEN PERMISSION
INCH / METRIC: 3 PLACE ± / ±; 2 PLACE ± / ±; 1 PLACE ± / ±	CHK'D BY Ca	TITLE: 42 pol. Federl. m. Loetsoko 42pos.fem. conn. w. sold.SOKO DIN 41612, style M	
DRAFT WHERE APPLICABLE MUST REMAIN WITHIN DIMENSIONS	APP'D BY JB	molex MOLEX EUROPE	SHEET NO. 2 OF 2 / DATE 97/06/05
DESIGN DIMENSION ☒ MM ☐ IN.	SCALE 2:1	PART NO.	DWG NO. SD-85048-0003 / SIZE B
EQUIVALENT DIMENSION ☐ MM ☐ IN.			
IF TWO DIMENSIONS ARE SHOWN THE UPPER IS THE DESIGN DIMENSION, LOWER IS SECONDARY			

LTR	REVISIONS	
A	ECN 2478 first release	

FOR PREVIOUS REVISIONS SEE MR1 LIST

7132-1283

View on mating side

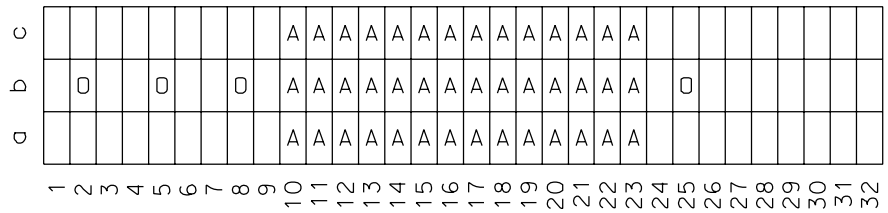

A = 42 standard contacts L=4,5
O = 4 high current soldercontacts for pin Ø2.6 mm

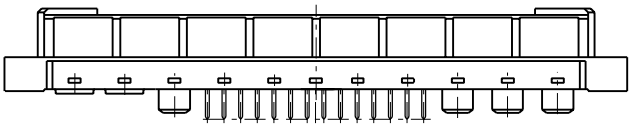

Marking	Standard
Performance level"A"	G2/0 = Contact area level2 / Termination tin
Performance level"O"	G2/2 = Contact silver over all
Flux proof	no
Fixing clip	no
Dimensions	SD-85048-0003 sht.2
Technical Data	PS-85042-0001

O	G2/2	b 2,5,8,25
A	G2/0	a10-23 b10-23 c10-23
Contact symbol	Perform. level	Contact position number

REVISE ONLY ON CAD SYSTEM | SH. | REV.

ECN 2478 first release

REVISIONS

FOR PREVIOUS REVISIONS SEE MRI LIST

UNLESS OTHERWISE SPECIFIED TOLERANCES: ANGULAR ±2°

	INCH	METRIC
3 PLACE	± .	±
2 PLACE	± .	±
1 PLACE	± .	±

DRAFT WHERE APPLICABLE MUST REMAIN WITHIN DIMENSIONS

DESIGN DIMENSION ☐ MM ☐ IN.

EQUIVALENT DIMENSION ☐ MM ☐ IN.

IF TWO DIMENSIONS ARE SHOWN THE UPPER IS THE DESIGN DIMENSION, LOWER IS SECONDARY

DRWG BY KN | SIGN

CHK'D BY Ca | SIGN

APP'D BY JB | SIGN

SCALE

CADCAM PROJECT NAME s8504817 s81

THIS DRAWING CONTAINS INFORMATION THAT IS PROPRIETARY TO MOLEX INC. & SHOULD NOT BE USED WITHOUT WRITTEN PERMISSION

TITLE
42 pos. female connector acc. DIN 41612, style M contacts arrangement

molex MOLEX EUROPE

SHEET NO. 1 OF 1 | DATE 97/05/28

PART NO. 85048-1782 | DWG NO. SD-85048-1782 | SIZE A

A | LTR