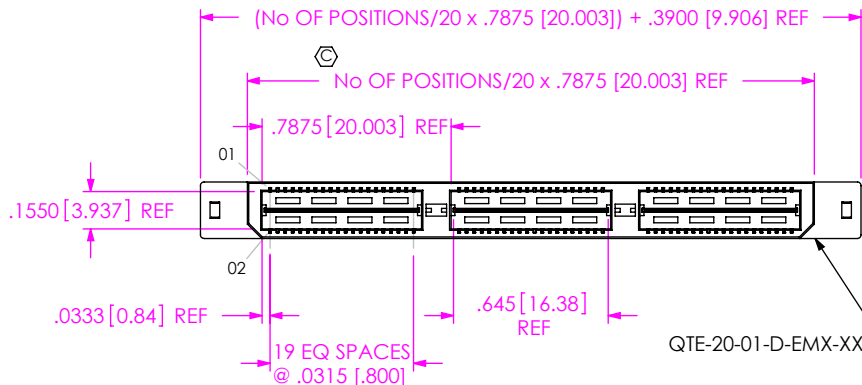


TABLE 2					
EDGE MOUNT THICKNESS	"A"	"B"	"C"	BODY	CONTACT
-EM2	.130[3.30]	.0670[1.702]	.058[1.47]	QTE-20-01-D-EM2-XX	T-1S42-01-XXX
*-EM3	.160[4.06]	.0980[2.489]	.088[2.24]	QTE-20-01-D-EM3-XX	T-1S42-02-XXX

* = SEE NOTE 13

DO NOT SCALE FROM THIS PRINT



QTE-XXX-01-XXX-D-EMX-XX

No OF POSITIONS
-020, -040, -060,
**-080, **100
(PER ROW)

**SEE NOTE 16

LEAD STYLE
-01: .1680[4.267]

OPTION
-GP: GUIDE POST
(USE QTE-20-01-D-EMX-XX-GP,
SEE FIG 2, SHEET 2)

EDGE MOUNT THICKNESS
-EM2: .064[1.63] +/- .004 PCB
(USE QTE-20-01-D-EM2-XX & T-1S42-01-X)
-EM3:
(USE QTE-20-01-D-EM3-XX & T-1S42-02-X)
(SEE NOTE 13)

ROW SPECIFICATION
-D: DOUBLE (USE QTE-20-XX-D-EMX-XX)

PLATING SPECIFICATION No OF BANKS

- F: 3μ" SELECTIVE GOLD IN CONTACT AREA, MATTE TIN ON TAILS (USE T-1S42-XX-F & T-1G1-01-F) (SEE NOTE 11)
- L: 10μ" SELECTIVE GOLD IN CONTACT AREA, MATTE TIN ON TAILS (USE T-1S42-XX-L & T-1G1-01-L)
- H: 30μ" GOLD IN CONTACT AREA, 3μ" GOLD ON TAIL (USE T-1S42-XX-H & T-1G1-01-G)
- C: 50μ" GOLD IN CONTACT AREA, 3μ" GOLD ON TAIL (USE T-1S42-XX-C & T-1G1-01-L)
- STL: 30μ" SELECTIVE GOLD IN CONTACT AREA, TIN/LEAD (90%/10 +/-5%) TAIL (USE T-1S42-XX-STL & T-1G1-01-STL)
- FTL: 3μ" SELECTIVE GOLD IN CONTACT AREA, TIN/LEAD (90%/10 +/-5%) TAIL (USE T-1S42-XX-FTL & T-1G1-01-FTL)

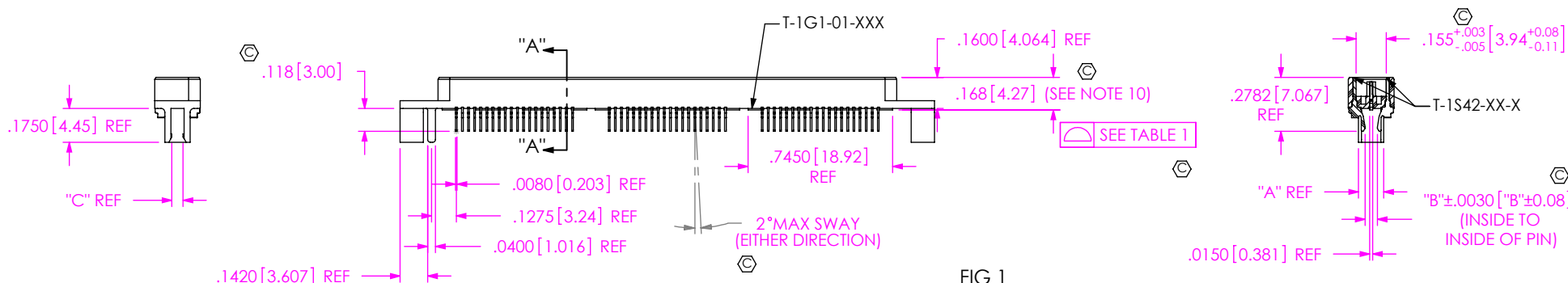


FIG 1
QTE-060-01-XXX-D-EM2 SHOWN

SECTION "A"- "A"

NOTES:

1. © REPRESENTS A CRITICAL DIMENSION.
2. NOTE DELETED.
3. MAXIMUM BURR ALLOWANCE: .0015 [0.03]
4. MINIMUM TERMINAL RETENTION: 6 OZ.
5. MINIMUM GROUND PLANE RETENTION: 1 LB.
6. PARTS TO BE MOLD-TO-POSITION.
7. NOTE DELETED.
8. NOTE DELETED.
9. NOTE DELETED.
10. MAXIMUM VARIANCE: .002 [0.05].
11. -L PLATING CAN BE SUBSTITUTED FOR -F PLATING.
12. SEE http://www.samtec.com/processing/edgemt_tectalk/index.htm FOR INFORMATION ON PROCESSING EDGE MOUNT PARTS TO BOARDS.
13. -EM3 IS NOT A STANDARD OFFERING; AVAILABLE AS AN ASP ONLY.
14. NOTE DELETED.
15. PACKAGED IN TRAYS.
16. AVAILABLE FOR EXISTING CUSTOMERS ONLY.
17. ORDERS WILL BE PACKAGED ACCORDING TO THE SAMTEC PACKAGING EFFICIENCY STANDARDS (SPES) FOUND ON WWW.SAMTEC.COM

SEE TABLE 1

TABLE 1		
No OF POSITIONS	GND PLANE COPLANARITY	ASSEMBLY BOW
-020 THRU -060	.004 [0.10]	.004 [0.10]
**080 THRU **100	.005[1.27]	.005[1.27]

** = SEE NOTE 16

UNLESS OTHERWISE SPECIFIED, DIMENSIONS ARE IN INCHES.
TOLERANCES ARE:
DECIMALS ANGLES
.XX: ±.01 [3]
.XXX: ±.005 [13]
.XXXX: ±.0020 [051]

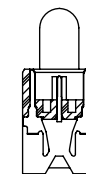
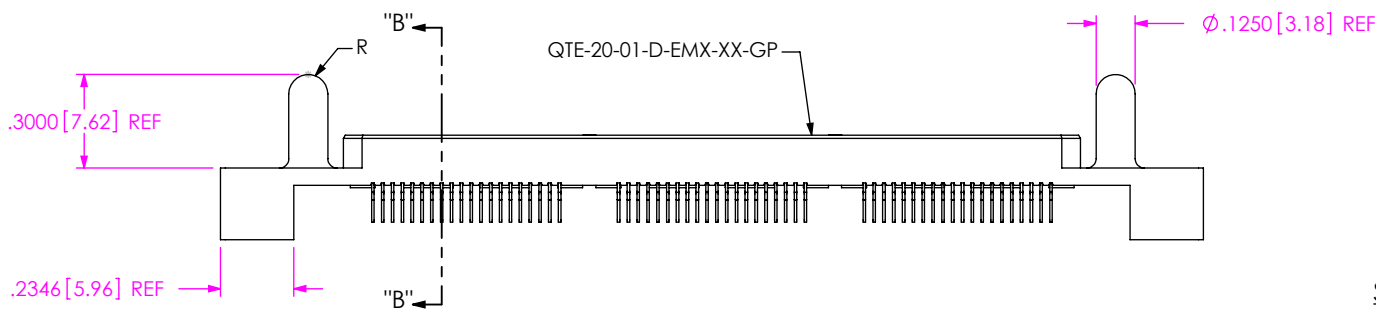
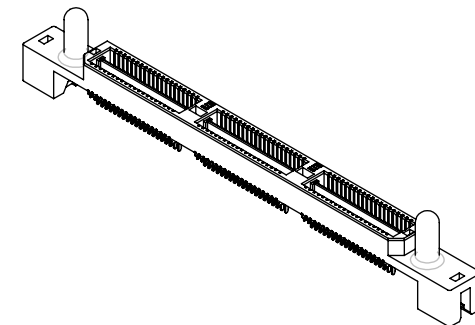
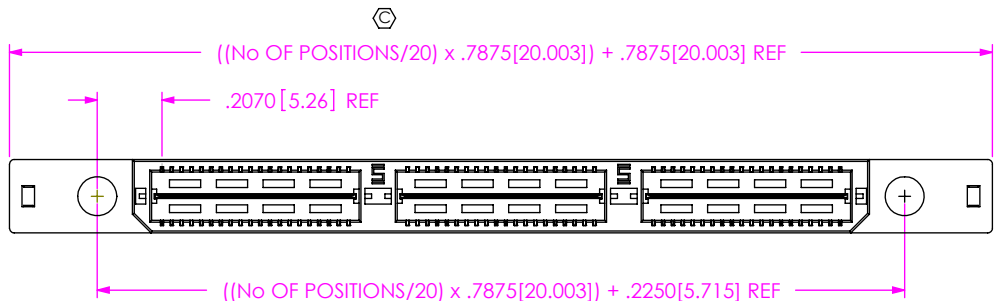
PROPRIETARY NOTE
THIS DOCUMENT CONTAINS CONFIDENTIAL AND PROPRIETARY INFORMATION AND ALL DESIGN, MANUFACTURING, REPRODUCTION, USE, PATENT RIGHTS AND SALES RIGHTS ARE EXPRESSLY RESERVED BY SAMTEC, INC. THIS DOCUMENT SHALL NOT BE DISCLOSED, IN WHOLE OR PART, TO ANY UNAUTHORIZED PERSON OR ENTITY NOR REPRODUCED, TRANSFERRED OR INCORPORATED IN ANY OTHER PROJECT IN ANY MANNER WITHOUT THE EXPRESS WRITTEN CONSENT OF SAMTEC, INC.



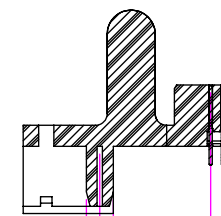
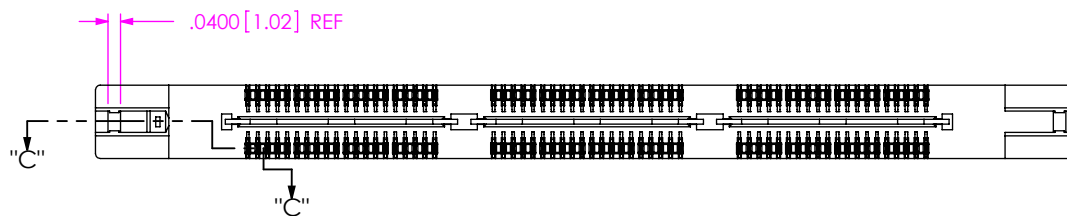
520 PARK EAST BLVD. NEW ALBANY, IN 47150
PHONE: 812-944-6733 FAX: 812-948-5047
e-Mail - info@SAMTEC.com code 55322

MATERIAL: DO NOT SCALE DRAWING SHEET SCALE: 1:0.8
INSULATOR: LCP COLOR: BLACK
TERMINAL & GROUND PLANE: PHOS BRONZE

DESCRIPTION: .8mm EDMOUNT HS TERMINAL ASSEMBLY
DWG. NO. QTE-XXX-01-XXX-D-EMX-XX
BY: DEAN P 9/2/1999 SHEET 1 OF 2



SECTION "B"-"B"



.0700[1.78] REF
.2887[7.33] REF

SECTION "C"-"C"
SCALE 2 : 1

FIG 2
-GP OPTION
(SAME AS FIG 1, UNLESS OTHERWISE STATED)

PROPRIETARY NOTE
THIS DOCUMENT CONTAINS CONFIDENTIAL AND PROPRIETARY INFORMATION AND ALL DESIGN, MANUFACTURING, REPRODUCTION, USE, PATENT RIGHTS AND SALES RIGHTS ARE EXPRESSLY RESERVED BY SAMTEC, INC. THIS DOCUMENT SHALL NOT BE DISCLOSED, IN WHOLE OR PART, TO ANY UNAUTHORIZED PERSON OR ENTITY NOR REPRODUCED, TRANSFERRED OR INCORPORATED IN ANY OTHER PROJECT IN ANY MANNER WITHOUT THE EXPRESS WRITTEN CONSENT OF SAMTEC, INC.



520 PARK EAST BLVD, NEW ALBANY, IN 47150
PHONE: 812-944-6733 FAX: 812-948-5047
e-Mail info@SAMTEC.com code 55322

DO NOT SCALE DRAWING

SHEET SCALE: 1.625:1

DESCRIPTION:
.8mm EDGEMOUNT HS TERMINAL ASSEMBLY

DWG. NO.
QTE-XXX-01-XXX-D-EMX-XX

BY: DEAN P 9/2/1999 SHEET 2 OF 2