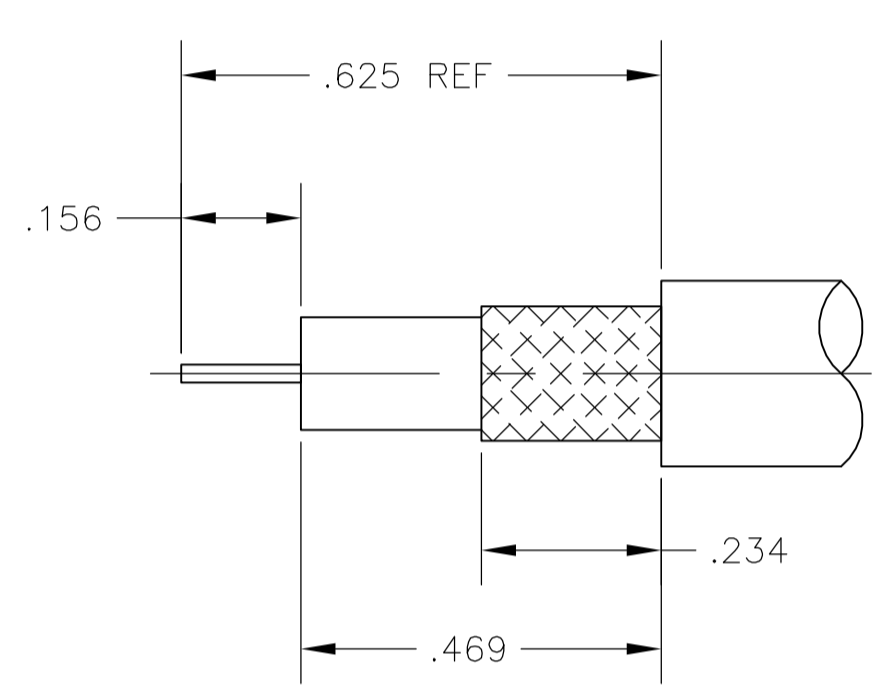
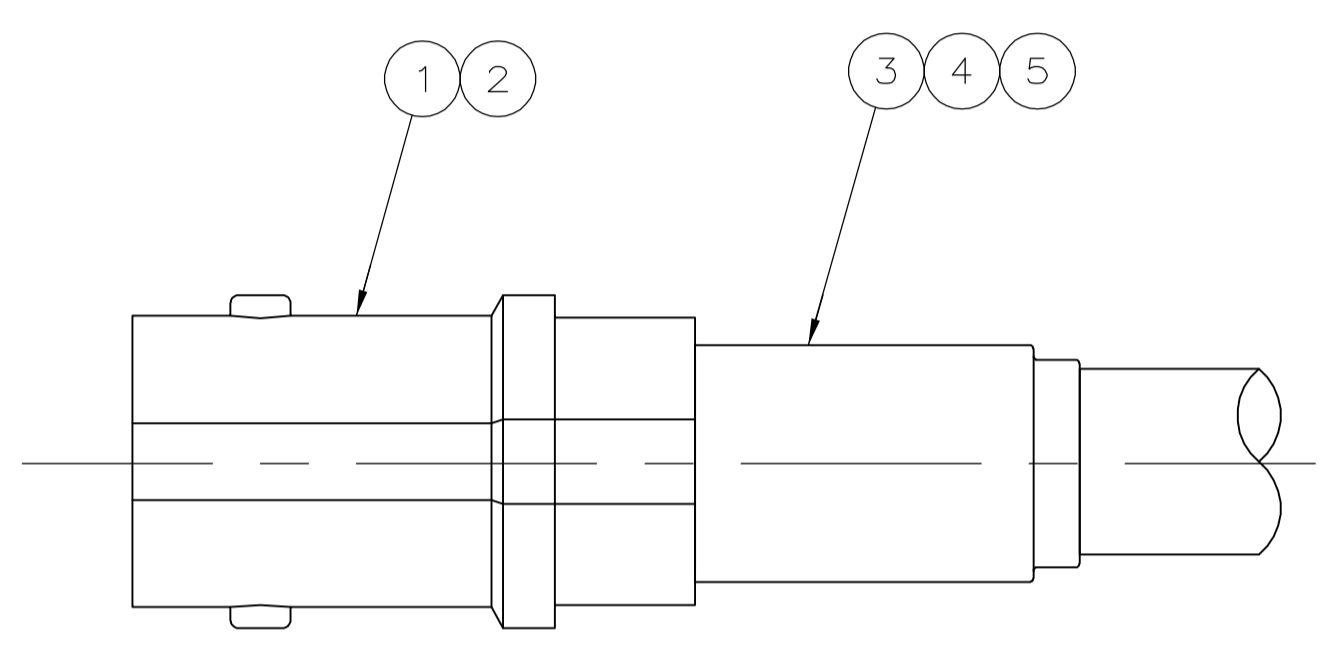
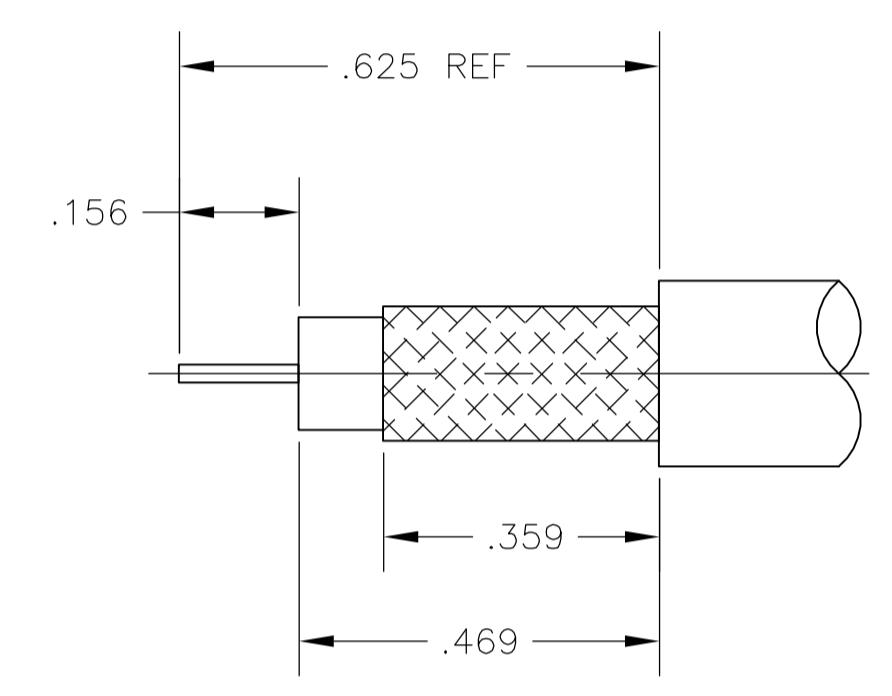


- 1 USE WITH HAND TOOL 354940-1
- 2 USE INSTRUCTION SHEET 9764
- 3 BULK PACK 100 PER BAG.



VIEW A



VIEW B

RECOMMENDED STRIP LENGTH

OBSOLETE	BELDEN 9266,9240,9259 & RG-59 TYPE WITH .031 DIA CENTER CONDUCTOR	A	1.07	[.042]	6.48	[.255]	852922-1	-	-	9-221132-1	2-413746-0	413761-1	9-413760-1
OBSOLETE	BELDEN 8218	A	1.07	[.042]	4.52	[.178]	852922-2	-	-	9-221132-6	1-413746-0	413761-2	9-413760-0
	RG-179/U,179A/U,179B/U,187/U & 187A/U	A	1.07	[.042]	4.52	[.178]	852922-2	222001-8	227194-2	9-413658-0	1-413746-5	413761-2	1-413760-1
OBSOLETE	BRITISH TELECOM 2002	A	1.07	[.042]	5.41	[.213]	852922-1	-	-	9-221132-0	413746-5	413761-2	1-413760-0
	BELDEN 9266,9240,9259 & RG-59 TYPE WITH .031 DIA CENTER CONDUCTOR	A	1.07	[.042]	6.48	[.255]	852922-1	-	-	9-221132-1	2-413746-0	413761-1	413760-9
	RG-179/U,179A/U,179B/U,187/U & 187A/U	A	1.07	[.042]	4.52	[.178]	852922-2	222001-8	227194-2	9-413658-0	1-413746-5	413761-2	413760-8
OBSOLETE	AT&T 734A	A	1.07	[.042]	6.48	[.255]	852922-1	-	-	9-221132-3	2-413746-0	413761-4	413760-7
OBSOLETE	TIMES RG-59/U DOUBLE BRAID WITH .270 OD JACKET	A	1.07	[.042]	8.23	[.324]	852922-3	-	-	9-221132-2	413746-5	413761-1	413760-6
OBSOLETE	BELDEN 8281, 9231, AT&T 728	B	1.07	[.042]	8.23	[.324]	852922-3	-	-	9-221132-2	2-413746-0	413761-3	413760-5
OBSOLETE	AT&T KS 19224 L2	A	1.07	[.042]	4.52	[.178]	852922-2	222001-8	227194-2	9-413658-2	1-413746-5	413761-2	413760-4
	BELDEN 8218	A	1.07	[.042]	4.52	[.178]	852922-2	-	-	9-221132-6	1-413746-0	413761-2	413760-3
OBSOLETE	RG-59/U,59A/U & 59B/U	A	1.07	[.042]	6.48	[.255]	852922-1	-	-	9-221132-1	413746-5	413761-1	413760-2
	BELDEN 88241	A	1.07	[.042]	6.48	[.255]	852922-1	-	-	9-413658-3	413746-5	413761-1	413760-1

FOR USE WITH CABLE	VIEW	CONTACT CRIMP (SQUARE)	FERRULE CRIMP (HEX)	DIE SET 1	5 TUBING, METAL QTY=1	4 TUBING, PLASTIC QTY=1	3 FERRULE QTY=1	2 CONTACT QTY=1	1 JACK ASSEMBLY QTY=1	PART NUMBER
--------------------	------	------------------------	---------------------	-----------	-----------------------	-------------------------	-----------------	-----------------	-----------------------	-------------

THIS DRAWING IS A CONTROLLED DOCUMENT.

DIMENSIONS: INCHES	TOLERANCES UNLESS OTHERWISE SPECIFIED:	DIN J. KURTZ 4/30/90	Tyco Electronics Corporation Harrisburg, PA 17105-3608
0 PLC ± -	1 PLC ± -	6/18/90	
2 PLC ± -	3 PLC ± .016	APVD M. PHILLIPS 6-18-90	NAME: JACK 75 OHM, HEX CRIMP, BNC
4 PLC ± -	ANGLES ± -	FINISH	
MATERIAL	FINISH	WEIGHT	RESTRICTED TO
		A1 00779 413760	
CUSTOMER DRAWING		SCALE 4:1	SHEET 1 OF 1 REV N1