

REVISIONS				
REV.	ECN	DESCRIPTION	DATE	APPROVED
A		INITIAL RELEASE	2012/05/18	J.SI

**AMPHENOL PART NUMBER CONFIGURATION**  
UE78-B 1 1 2 6-0 0 X X 1

**PRESS FIT CONNECTOR PLATING:**  
 2 = 30 μ" MIN. GOLD ON MATING AREA  
 15-100 μ" MATTE TIN ON TERMINATION  
 3 = 30 μ" MIN. GOLD ON MATING AREA  
 150-300 μ" MATTE TIN ON TERMINATION  
 5 = 15 μ" MIN. GOLD ON MATING AREA  
 15-100 μ" MATTE TIN ON TERMINATION  
 6 = 15 μ" MIN. GOLD ON MATING AREA  
 150-300 μ" MATTE TIN ON TERMINATION

**PACKAGING:**  
1 = TRAY PACKAGING

**CAGE PLATING:**  
2 = NICKEL PLATING  
3 = MATTE TIN PLATING

PART NUMBER  
(LAST DIGIT INDICATING  
PACKAGING TYPE,  
NOT PRINTED ON THE PART)

DATE CODE

**MATERIAL:**  
CAGE:  
COPPER ALLOY

**PLATING:**  
SEE AMPHENOL PART NUMBER  
CONFIGURATION FOR OPTIONS.

**CONNECTOR:**

**PLASTIC HOUSING:**  
HIGH TEMPERATURE RESISTANT NYLON  
FLAMMABILITY RATING UL94V-0.

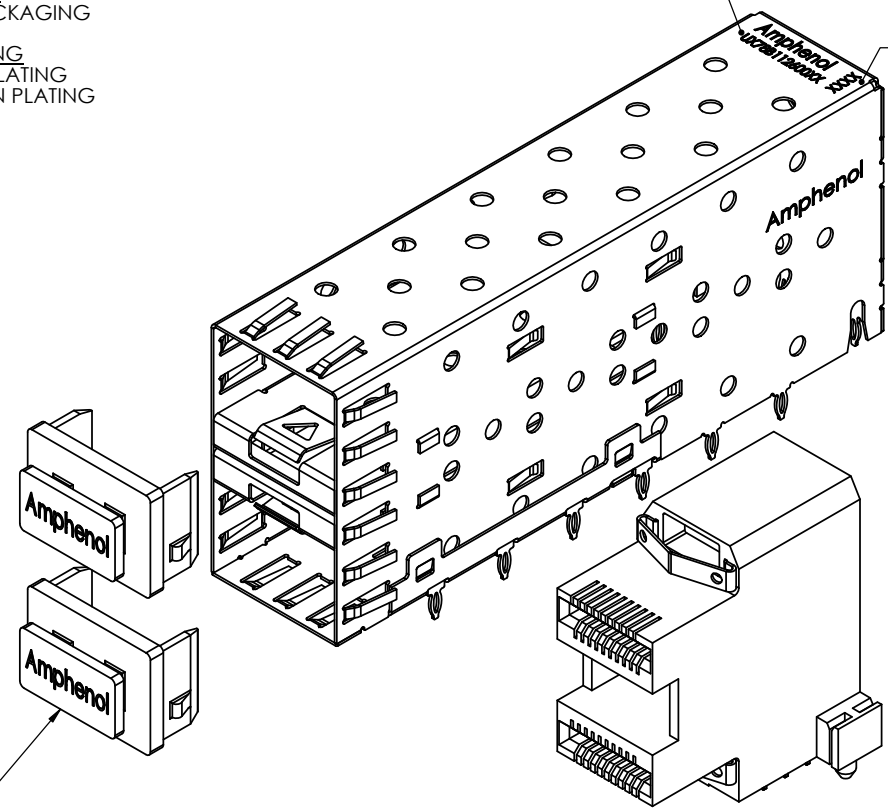
**CONTACTS:**  
PHOSPHOR BRONZE  
**PLATING OPTION:**  
SEE AMPHENOL PART NUMBER  
CONFIGURATION FOR OPTIONS.

**DUST COVER:**  
THERMOPLASTIC, COLOR BLACK.

**PACKAGING:**  
TRAY PACKAGING.

**TEMPERATURE RANGE:**  
-40°C TO +85°C

OPTIONAL DUST COVER  
(SHIP LOOSE)  
P/N:U77-A1110-8000-P



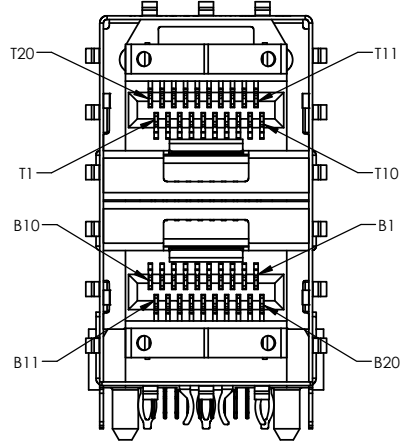
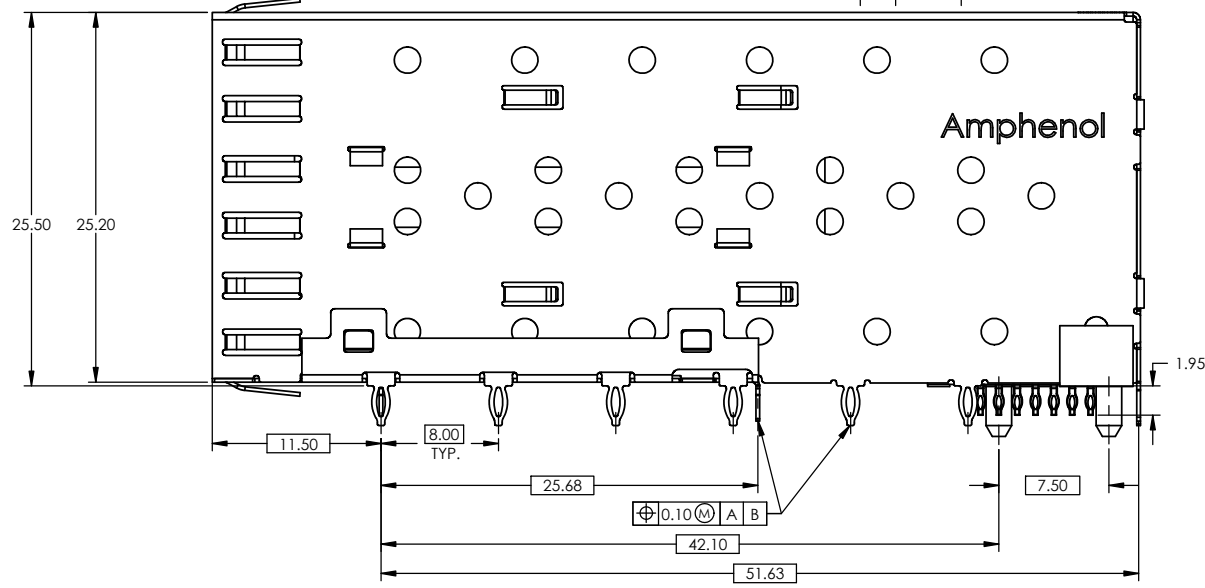
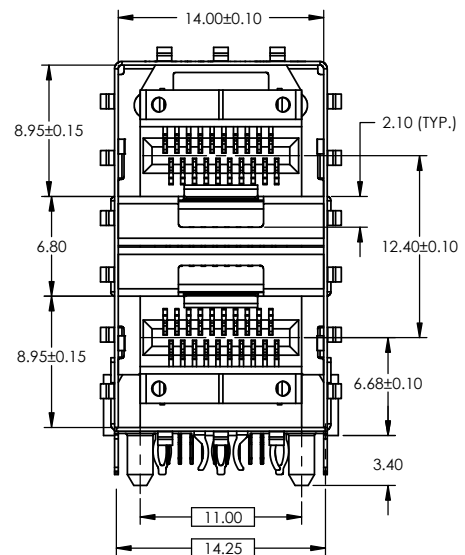
DO NOT SCALE DRAWING

THIS DOCUMENT CONTAINS PROPRIETARY INFORMATION AND SUCH INFORMATION MAY NOT BE DISCLOSED TO OTHERS FOR ANY PURPOSE OR USED FOR MANUFACTURING PURPOSES WITHOUT PERMISSION FROM AMPHENOL CANADA CORP.

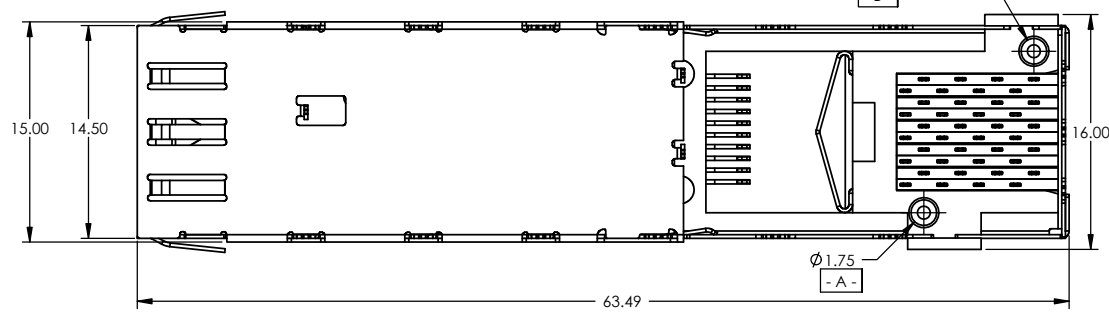
UNLESS OTHERWISE SPECIFIED DIMENSIONS ARE IN MILLIMETERS TOLERANCES ARE:		APPROVALS		DATE		Amphenol Canada Corp.	
DECIMALS	ANGLES	DRAWN	Grace.L	2012/05/18	TITLE		
X.X ± 0.25	± 1°	DESIGNED	J.SI	2012/05/18	SFP STACKED COMBO WITH PRESS FIT PINS (CONNECTOR AND CAGE)		
X.XX ± 0.15		CHECKED					
MATERIAL AND FINISH		QA APPD					
N/A		E APPD					
REF.	X				SIZE	DWG. NO.	REV.
CODE IDENT. NO.	03554	DWG APPD	J.SI	2012/05/18	A3	P-UE78-B1126-00X1	A
					SCALE	PROJECT	SHEET
					2:1		1 OF 4

REVISIONS

REV.	ECN	DESCRIPTION	DATE	APPROVED
A		INITIAL RELEASE	2012/05/18	J.SI



PIN ASSIGNMENT ON MATING AREA

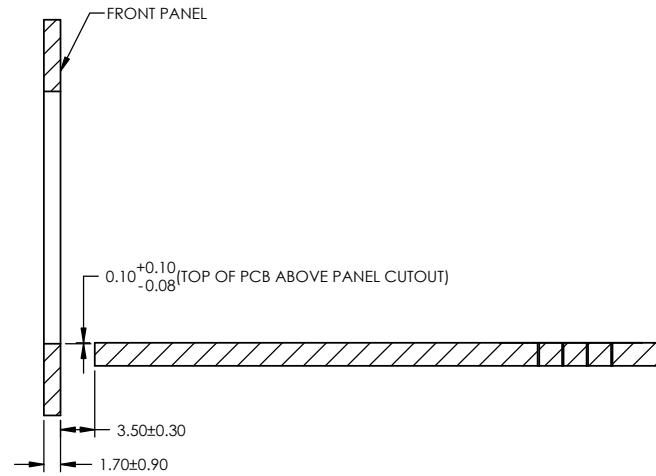
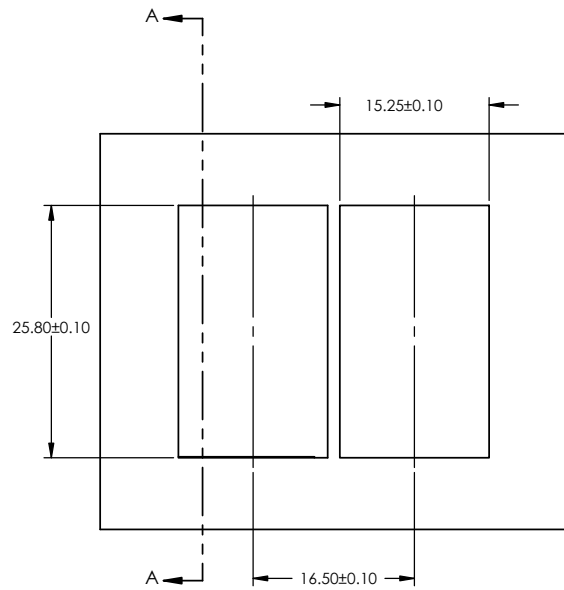


DO NOT SCALE DRAWING

THIS DOCUMENT CONTAINS PROPRIETARY INFORMATION AND SUCH INFORMATION MAY NOT BE DISCLOSED TO OTHERS FOR ANY PURPOSE OR USED FOR MANUFACTURING PURPOSES WITHOUT PERMISSION FROM AMPHENOL CANADA CORP.

UNLESS OTHERWISE SPECIFIED DIMENSIONS ARE IN MILLIMETERS TOLERANCES ARE:		APPROVALS		DATE		Amphenol Canada Corp.	
DECIMALS	ANGLES	DRAWN	Grace.L	2012/05/18	TITLE		
X.X ± 0.25	± 1°	DESIGNED	J.SI	2012/05/18	SFP STACKED COMBO WITH PRESS FIT PINS (CONNECTOR AND CAGE)		
X.XX ± 0.15		CHECKED					
MATERIAL AND FINISH		QA APPD					
N/A							
REF.		E APPD			SIZE	DWG. NO.	REV.
X					A3	P-UE78-B1126-00XX1	A
CODE IDENT. NO.	03554	DWG APPD	J.SI	2012/05/18	SCALE	PROJECT	SHEET
					2:1		2 OF 4

REVISIONS				
REV.	ECN	DESCRIPTION	DATE	APPROVED
A		INITIAL RELEASE	2012/05/18	J.SI



SECTION A-A  
SCALE 2:1

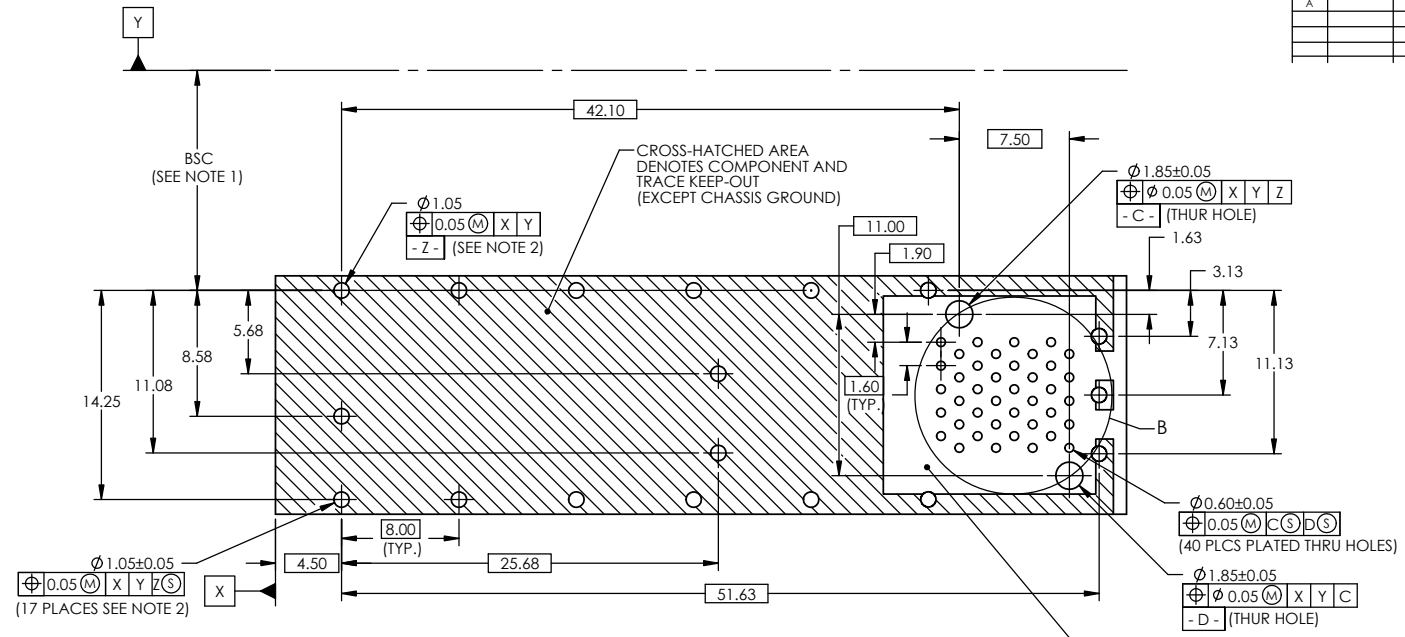
**RECOMMENDED BEZEL DESIGN**

DO NOT SCALE DRAWING

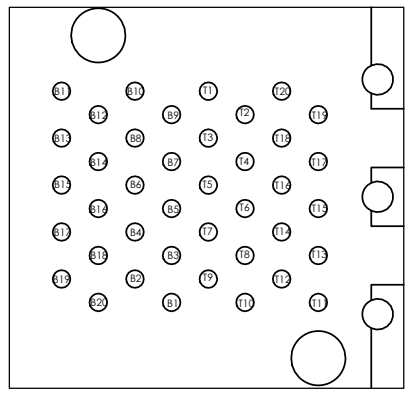
THIS DOCUMENT CONTAINS PROPRIETARY INFORMATION AND SUCH INFORMATION MAY NOT BE DISCLOSED TO OTHERS FOR ANY PURPOSE OR USED FOR MANUFACTURING PURPOSES WITHOUT PERMISSION FROM AMPHENOL CANADA CORP.

UNLESS OTHERWISE SPECIFIED DIMENSIONS ARE IN MILLIMETERS TOLERANCES ARE:		APPROVALS		DATE	Amphenol Canada Corp.	
DECIMALS	ANGLES	DRAWN	Grace.L	2012/05/18	TITLE	
X.X ± 0.25	± 1°	DESIGNED	J.SI	2012/05/18	SFP STACKED COMBO WITH PRESS FIT PINS (CONNECTOR AND CAGE)	
X.XX ± 0.15		CHECKED				
MATERIAL AND FINISH		QA APPD				
N/A						
REF.		E APPD			SIZE	DWG. NO.
X					A3	P-UE78-B1126-00XX1
CODE IDENT. NO.	03554	DWG APPD	J.SI	2012/05/18	SCALE	PROJECT
					2:1	
						SHEET
						3 OF 4

REVISIONS				
REV.	ECN	DESCRIPTION	DATE	APPROVED
A		INITIAL RELEASE	2012/05/18	J.SI



**RECOMMENDED SFP HOST BOARD LAYOUT  
(ONE SIDE CAGE MOUNTING)**



DETAIL B  
SCALE 6 : 1

DO NOT SCALE DRAWING

THIS DOCUMENT CONTAINS PROPRIETARY INFORMATION AND SUCH INFORMATION MAY NOT BE DISCLOSED TO OTHERS FOR ANY PURPOSE OR USED FOR MANUFACTURING PURPOSES WITHOUT PERMISSION FROM AMPHENOL CANADA CORP.

- NOTES:  
 1. DATUM AND BSC DIMS ESTABLISHED BY CUSTOMER.  
 2. HOLES ARE CHASSIS GROUND.  
 18 PLACES .

UNLESS OTHERWISE SPECIFIED DIMENSIONS ARE IN MILLIMETERS TOLERANCES ARE: DECIMALS X.X ± 0.25 X.XX ± 0.15 MATERIAL AND FINISH N/A REF. X CODE IDENT. NO. 03554	APPROVALS	DATE	Amphenol Canada Corp.	
	DRAWN Grace.L	2012/05/18	TITLE	SFP STACKED COMBO WITH PRESS FIT PINS (CONNECTOR AND CAGE)
	DESIGNED J.SI	2012/05/18	SIZE A3	
	CHECKED		DWG. NO. P-UE78-B1126-00XX1	
	GA APPD		SCALE 2:1	PROJECT
	E APPD		SHEET 4 OF 4	REV. A