

Type TCM Time Lag Surface Mount Fuse Square Ceramic



www.optifuse.com (619) 593-5050

Agency Standards and Listings:

UL Recognized 200mA ~ 7A
 CSA Listed 200mA ~ 7A
 PSE 1A ~ 5A



Interrupt Ratings:

50 amperes at 125V AC/DC
 300 amperes at 32V DC
 100 amperes at 100VAC - PSE

Environmental Specifications:

Operating Temperature:

-55°C to +125°C

Vibration:

MIL-STD-202G, Method 201 (10-55 Hz,
 0.06 inch total excursion)

Salt Spray:

MIL-STD-202G, Method 101,
 Test Condition B (48 Hrs)

Insulation Resistance:

MIL-STD-202G, Method 302, Test Condition A

Resistance to Solder Heat:

MIL-STD-202G, Method 210,
 Test Condition B (10 Sec, at 260°C)

Thermal Shock:

MIL-STD-202G, Method 107,
 Test Condition B (-65°C to + 125°C)

Physical Specifications:

Materials:

Body: Ceramic
 Terminations: Silver Plated Brass Caps

Packaging:

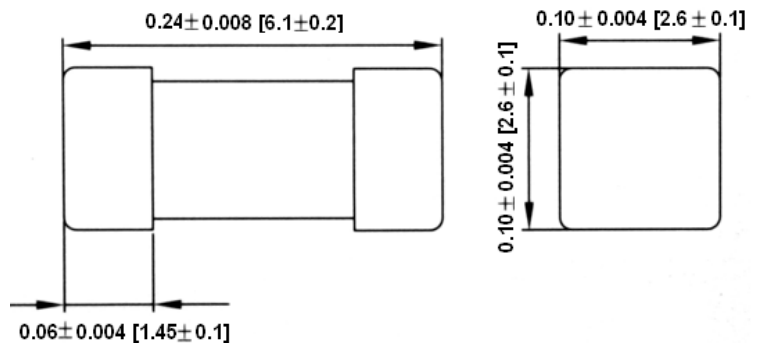
1,000 Fuses on 7 inch dia. Reel.
 12mm wide tape per EIA Standard 481.

OptiFuse Part Number	Ampere Rating	Voltage	Nominal Cold Resistance Ω	Nominal Melting I ² T A ² sec	
TCM-200mA	200mA	125 V			
TCM-250mA	250mA				
TCM-300mA	300mA				
TCM-350mA	350mA				
TCM-375mA	375mA			1.2000	0.101
TCM-400mA	400mA				
TCM-450mA	450mA				
TCM-500mA	500mA			0.7000	0.240
TCM-700mA	700mA				
TCM-750mA	750mA			0.3600	0.0904
TCM-1A	1A			0.2250	1.98
TCM-1.25A	1.25A				
TCM-1.5A	1.5A			0.0930	3.65
TCM-2A	2A			0.0625	8.20
TCM-2.5A	2.5A			0.0450	15.0
TCM-3A	3A			0.0340	20.16
TCM-3.5A	3.5A			0.0224	26.53
TCM-4A	4A		0.0186	34.40	
TCM-5A	5A		0.0136	53.72	
TCM-6A	6A				
TCM-7A	7A		0.0105	123.83	

Electrical Characteristics:

Rated Current	100%		200%		300%		800%	
	MIN	MAX	MIN	MAX	MIN	MAX	MIN	MAX
200mA~7A	4 h	1s	60s	200ms	3s	20ms	100ms	

Mechanical Dimensions: Inches [mm]



Type TCM
Time Lag Surface Mount Fuse
Square Ceramic

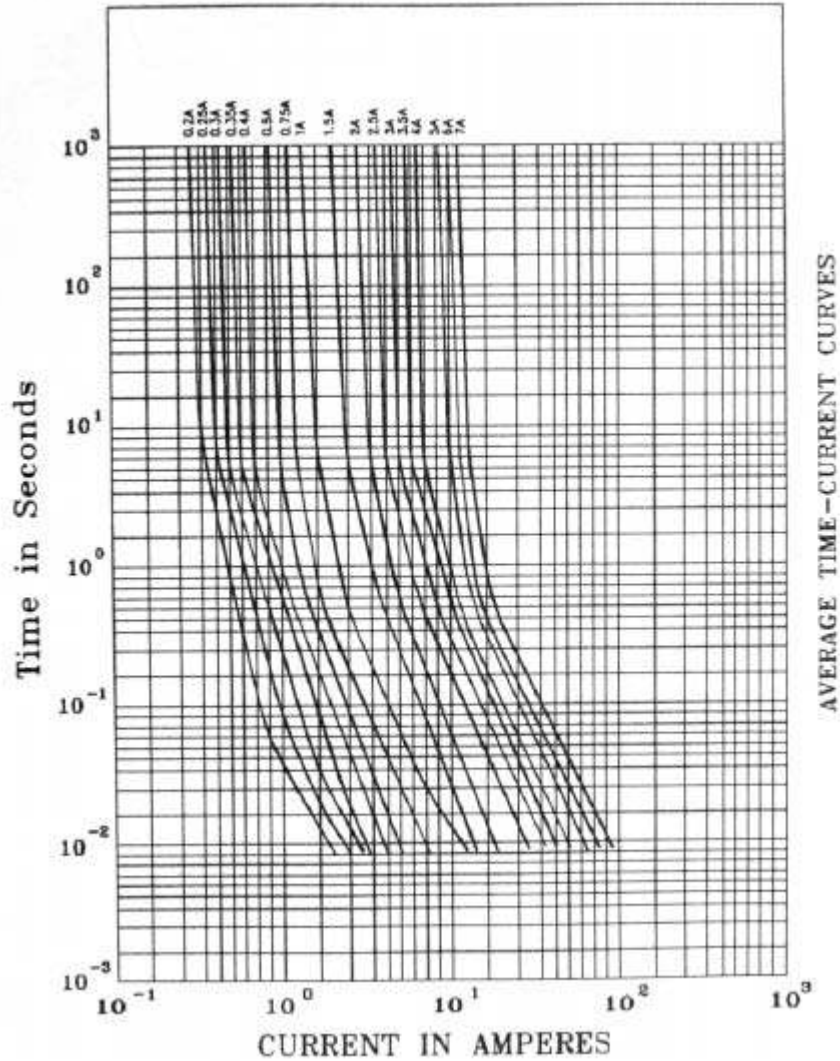



www.optifuse.com

(619) 593-5050

Part Number TCM

TIME CURRENT CURVES



<p>Warning:</p> 	<ul style="list-style-type: none"> -Operation beyond the specified maximum ratings or improper use may result in damage and possible electrical arcing and/or flame. -Ceramic Fuses are intended for occasional overcurrent protection. Application for repeated overcurrent condition and/or prolonged trip are not anticipated. -Avoid contact of Ceramic Fuse with chemical solvent. Prolonged contact will damage the device performance.
--	--