



15GN03CA

RF Transistor

10V, 70mA, $f_T=1.5\text{GHz}$, NPN Single CP

ON Semiconductor®

<http://onsemi.com>

Applications

- VHF, RF, MIXER, OSC, IF amplifier

Features

- High cutoff frequency : $f_T=1.5\text{GHz}$ typ
- High gain : $|S_{21e}|^2=13\text{dB}$ typ ($f=0.4\text{GHz}$)

Specifications

Absolute Maximum Ratings at $T_a=25^\circ\text{C}$

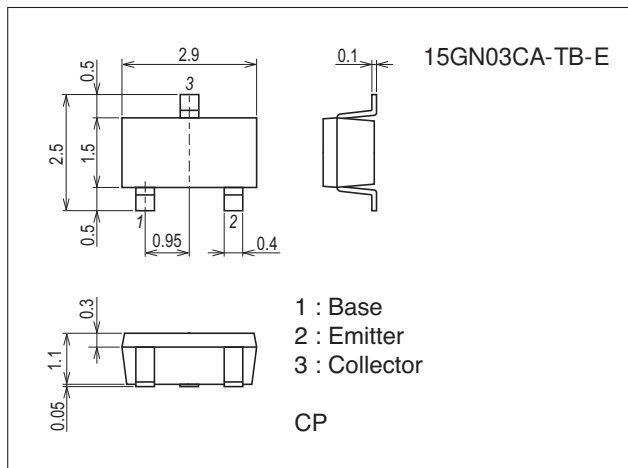
Parameter	Symbol	Conditions	Ratings	Unit
Collector-to-Base Voltage	V_{CBO}		20	V
Collector-to-Emitter Voltage	V_{CEO}		10	V
Emitter-to-Base Voltage	V_{EBO}		3	V
Collector Current	I_C		70	mA
Collector Dissipation	P_C		200	mW
Junction Temperature	T_j		150	$^\circ\text{C}$
Storage Temperature	T_{stg}		-55 to +150	$^\circ\text{C}$

Stresses exceeding Maximum Ratings may damage the device. Maximum Ratings are stress ratings only. Functional operation above the Recommended Operating Conditions is not implied. Extended exposure to stresses above the Recommended Operating Conditions may affect device reliability.

Package Dimensions

unit : mm (typ)

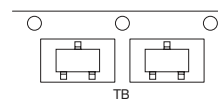
7013A-009



Product & Package Information

- Package : CP
- JEITA, JEDEC : SC-59, TO-236, SOT-23, TO-236AB
- Minimum Packing Quantity : 3,000 pcs./reel

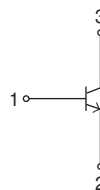
Packing Type: TB



Marking



Electrical Connection



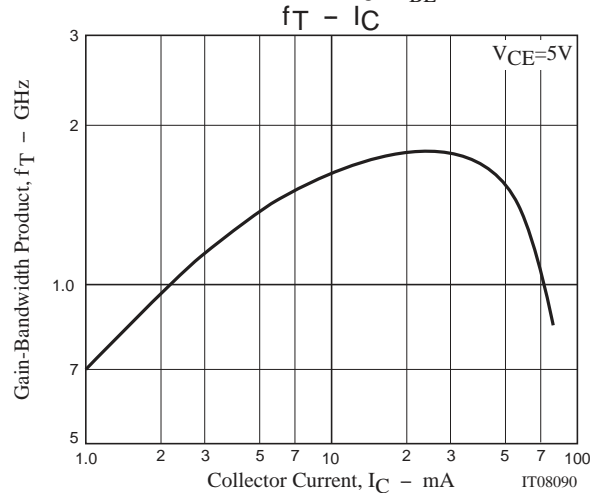
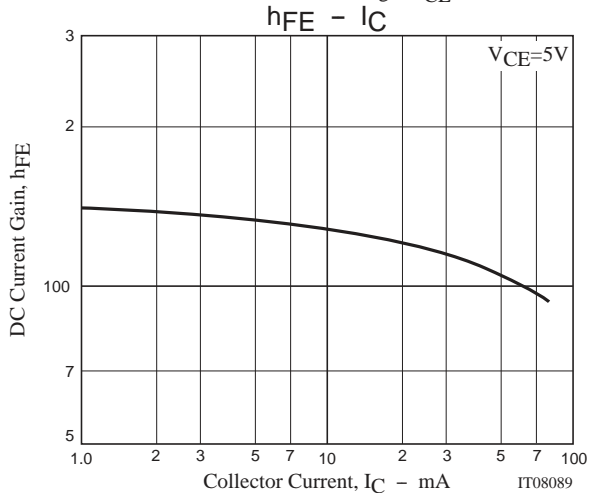
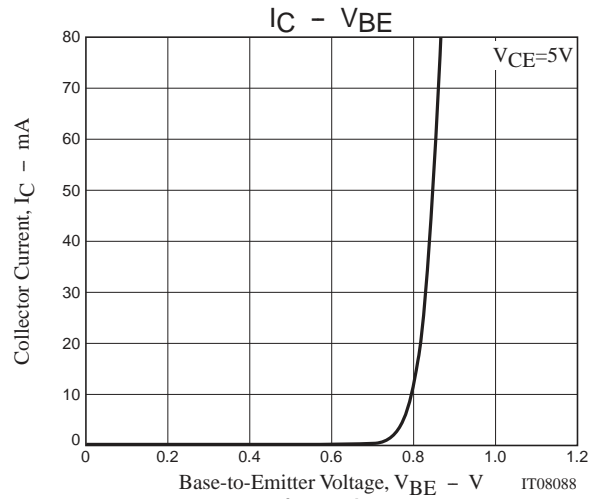
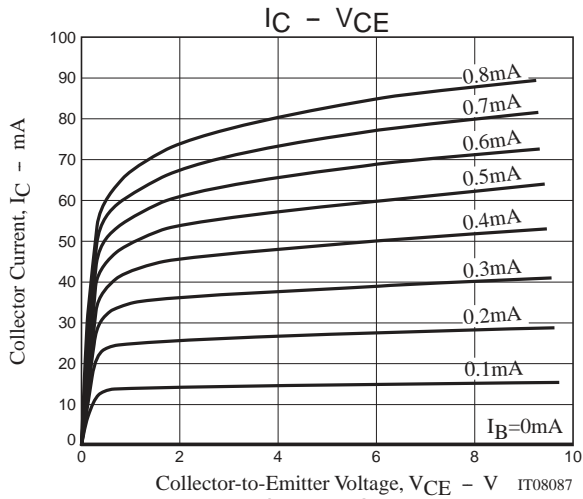
15GN03CA

Electrical Characteristics at Ta=25°C

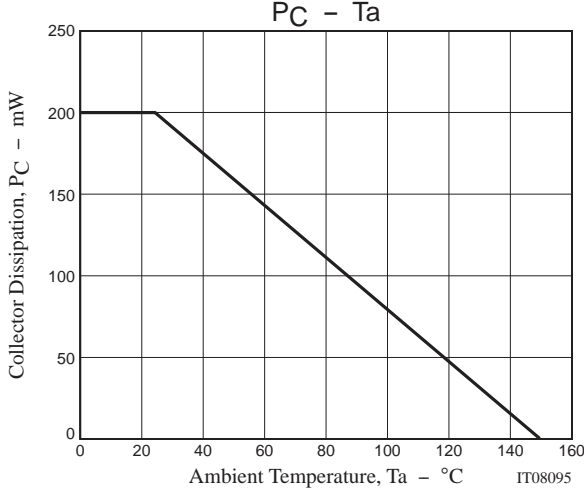
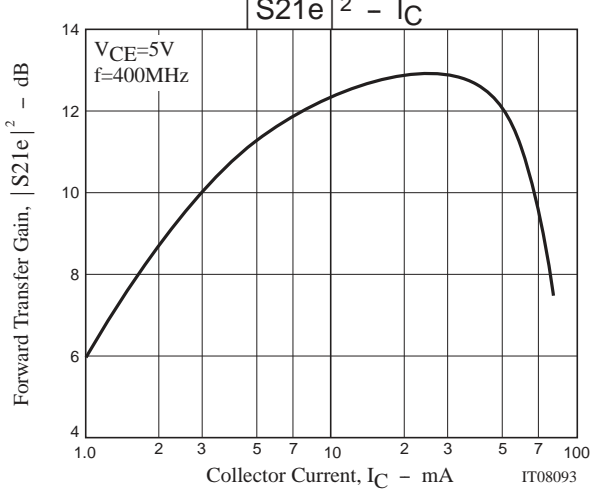
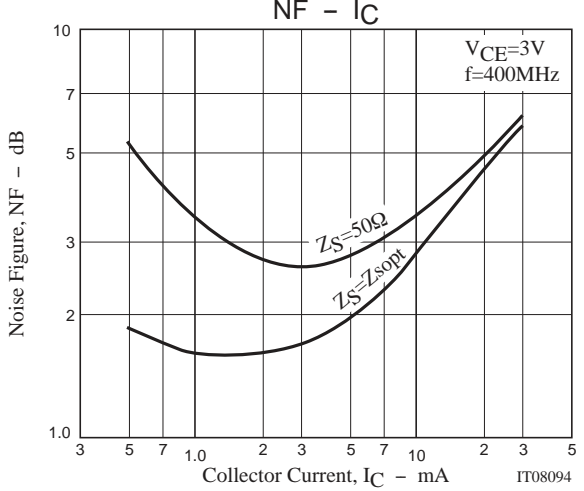
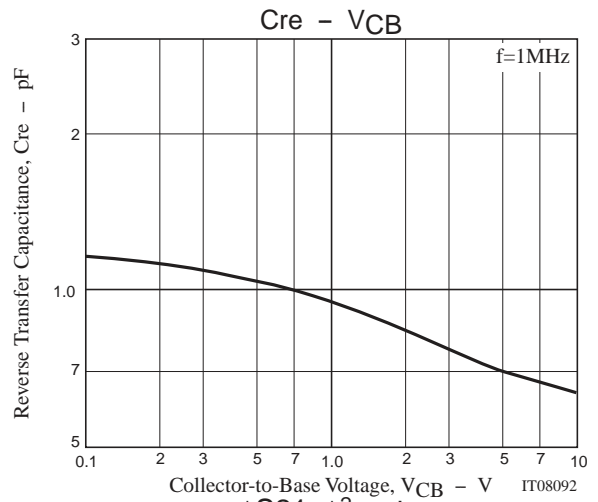
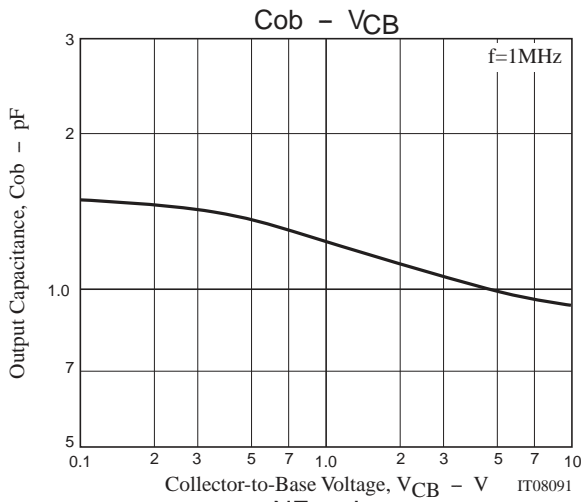
Parameter	Symbol	Conditions	Ratings			Unit
			min	typ	max	
Collector Cutoff Current	ICBO	V _{CB} =10V, I _E =0A			0.1	μA
Emitter Cutoff Current	IEBO	V _{EB} =2V, I _C =0A			1	μA
DC Current Gain	h _{FE}	V _{CE} =5V, I _C =10mA	100		180	
Gain-Bandwidth Product	f _T	V _{CE} =5V, I _C =20mA	1.0	1.5		GHz
Output Capacitance	C _{ob}	V _{CB} =10V, f=1MHz		0.95	1.25	pF
Reverse Transfer Capacitance	C _{re}				0.65	pF
Forward Transfer Gain	S _{21e} ²	V _{CE} =5V, I _C =20mA, f=0.4GHz	10	13		dB
Noise Figure	NF	V _{CE} =3V, I _C =2mA, f=0.4GHz		1.6		dB

Ordering Information

Device	Package	Shipping	memo
15GN03CA-TB-E	CP	3,000pcs./reel	Pb Free



15GN03CA



15GN03CA

S Parameters (Common emitter)

$V_{CE}=5V, I_C=1mA, Z_O=50\Omega$

Freq(MHz)	S11	$\angle S11$	S21	$\angle S21$	S12	$\angle S12$	S22	$\angle S22$
100	0.918	-34.17	3.328	154.00	0.040	67.14	0.963	-9.32
200	0.816	-63.46	2.833	133.91	0.063	50.52	0.897	-15.61
300	0.719	-87.48	2.349	118.47	0.075	39.90	0.847	-19.59
400	0.650	-106.66	1.974	106.31	0.081	33.68	0.816	-22.72
500	0.603	-123.45	1.709	96.50	0.081	30.41	0.795	-25.65
600	0.579	-137.17	1.492	88.62	0.078	30.45	0.785	-28.56
700	0.562	-149.31	1.328	81.55	0.074	30.61	0.779	-31.42
800	0.557	-159.59	1.197	75.34	0.070	34.97	0.777	-34.68
900	0.557	-168.64	1.094	70.12	0.068	41.63	0.773	-38.02
1000	0.560	-176.38	1.003	65.13	0.066	50.34	0.773	-41.22

$V_{CE}=5V, I_C=3mA, Z_O=50\Omega$

Freq(MHz)	S11	$\angle S11$	S21	$\angle S21$	S12	$\angle S12$	S22	$\angle S22$
100	0.799	-55.14	7.483	141.00	0.033	59.88	0.886	-14.45
200	0.641	-93.26	5.412	118.03	0.047	44.28	0.773	-18.84
300	0.553	-118.80	4.036	104.19	0.050	40.23	0.719	-21.00
400	0.512	-136.73	3.182	94.58	0.052	40.73	0.693	-22.61
500	0.492	-150.89	2.627	86.95	0.055	44.74	0.683	-24.93
600	0.488	-161.99	2.244	80.86	0.056	49.28	0.677	-27.44
700	0.487	-171.08	1.958	75.25	0.059	55.44	0.675	-30.18
800	0.492	-178.68	1.749	70.37	0.063	62.40	0.675	-33.31
900	0.502	-174.60	1.575	65.89	0.068	67.82	0.674	-36.39
1000	0.508	-168.93	1.433	61.61	0.078	74.10	0.677	-39.25

$V_{CE}=5V, I_C=5mA, Z_O=50\Omega$

Freq(MHz)	S11	$\angle S11$	S21	$\angle S21$	S12	$\angle S12$	S22	$\angle S22$
100	0.703	-69.63	10.162	132.63	0.030	54.51	0.821	-16.94
200	0.550	-109.80	6.625	110.25	0.037	43.19	0.704	-19.31
300	0.490	-133.75	4.733	98.16	0.041	44.91	0.660	-20.36
400	0.464	-149.68	3.666	89.82	0.045	49.05	0.643	-21.83
500	0.458	-161.66	3.003	83.25	0.049	56.14	0.635	-23.97
600	0.460	-170.95	2.537	77.83	0.054	60.18	0.632	-26.46
700	0.465	-178.51	2.212	72.71	0.058	65.91	0.631	-29.05
800	0.472	-174.93	1.962	68.10	0.067	71.03	0.633	-32.06
900	0.482	-169.11	1.764	64.09	0.075	76.57	0.634	-35.26
1000	0.491	-164.18	1.602	59.88	0.085	78.96	0.635	-38.26

$V_{CE}=5V, I_C=10mA, Z_O=50\Omega$

Freq(MHz)	S11	$\angle S11$	S21	$\angle S21$	S12	$\angle S12$	S22	$\angle S22$
100	0.568	-91.34	13.492	121.50	0.022	51.19	0.729	-18.79
200	0.463	-130.04	7.837	102.18	0.030	50.01	0.628	-18.37
300	0.435	-149.86	5.435	92.29	0.035	56.54	0.598	-18.84
400	0.427	-162.69	4.153	85.23	0.041	59.99	0.587	-20.20
500	0.431	-171.77	3.374	79.57	0.047	67.05	0.586	-22.36
600	0.438	-179.07	2.842	74.63	0.055	70.37	0.585	-24.64
700	0.446	-174.71	2.460	69.90	0.062	74.51	0.587	-27.44
800	0.457	-169.18	2.181	65.54	0.072	78.16	0.588	-30.30
900	0.469	-164.67	1.954	61.61	0.080	80.51	0.592	-33.49
1000	0.482	-160.55	1.775	57.60	0.092	82.60	0.596	-36.43

15GN03CA

S Parameters (Common emitter)

$V_{CE}=5V, I_C=15mA, Z_O=50\Omega$

Freq(MHz)	S11	$\angle S11$	S21	$\angle S21$	S12	$\angle S12$	S22	$\angle S22$
100	0.506	-103.02	14.843	116.40	0.020	52.22	0.680	-19.13
200	0.433	-139.11	8.300	98.87	0.027	55.27	0.595	-17.41
300	0.418	-156.74	5.691	89.86	0.032	60.47	0.571	-17.79
400	0.416	-167.49	4.336	83.26	0.040	65.01	0.567	-19.20
500	0.423	-175.59	3.518	77.72	0.047	70.77	0.564	-21.38
600	0.434	177.94	2.949	72.99	0.056	75.36	0.566	-23.76
700	0.441	172.60	2.558	68.36	0.064	77.18	0.566	-26.43
800	0.454	167.70	2.257	64.14	0.073	80.34	0.573	-29.43
900	0.468	163.21	2.026	60.20	0.084	82.23	0.576	-32.58
1000	0.478	159.35	1.833	56.21	0.094	82.82	0.579	-35.40

$V_{CE}=5V, I_C=20mA, Z_O=50\Omega$

Freq(MHz)	S11	$\angle S11$	S21	$\angle S21$	S12	$\angle S12$	S22	$\angle S22$
100	0.473	-110.94	15.555	113.24	0.018	48.75	0.651	-18.99
200	0.420	-144.96	8.504	96.80	0.025	55.46	0.577	-16.75
300	0.412	-160.51	5.806	88.35	0.032	64.32	0.556	-16.94
400	0.412	-170.47	4.415	81.97	0.040	69.43	0.553	-18.38
500	0.423	-177.81	3.567	76.52	0.047	73.49	0.552	-20.62
600	0.434	176.33	2.998	72.06	0.054	76.85	0.554	-23.22
700	0.443	171.32	2.597	67.40	0.064	79.43	0.555	-25.76
800	0.457	166.61	2.289	62.99	0.075	80.21	0.562	-28.77
900	0.470	162.56	2.044	58.98	0.084	82.61	0.567	-31.92
1000	0.484	159.03	1.849	54.97	0.095	83.62	0.572	-34.90

$V_{CE}=5V, I_C=30mA, Z_O=50\Omega$

Freq(MHz)	S11	$\angle S11$	S21	$\angle S21$	S12	$\angle S12$	S22	$\angle S22$
100	0.444	-121.15	16.032	109.59	0.018	56.45	0.620	-18.33
200	0.414	-151.46	8.590	94.42	0.023	58.54	0.558	-15.68
300	0.413	-164.93	5.826	86.42	0.031	69.33	0.543	-15.93
400	0.418	-173.75	4.420	80.00	0.040	71.41	0.541	-17.58
500	0.429	179.87	3.560	74.72	0.048	75.89	0.545	-19.95
600	0.442	174.95	2.980	69.97	0.056	78.14	0.546	-22.37
700	0.454	170.06	2.575	65.31	0.067	79.78	0.550	-25.11
800	0.467	165.62	2.268	61.02	0.077	81.97	0.556	-27.94
900	0.485	161.83	2.027	57.14	0.086	83.95	0.563	-31.50
1000	0.497	158.27	1.829	53.02	0.096	84.97	0.570	-34.37

$V_{CE}=5V, I_C=50mA, Z_O=50\Omega$

Freq(MHz)	S11	$\angle S11$	S21	$\angle S21$	S12	$\angle S12$	S22	$\angle S22$
100	0.436	-135.54	15.112	105.16	0.016	53.23	0.591	-16.61
200	0.431	-160.16	7.915	91.13	0.021	62.83	0.547	-14.06
300	0.439	-170.89	5.332	83.37	0.030	71.57	0.538	-15.05
400	0.447	-177.86	4.022	77.04	0.039	75.43	0.538	-16.92
500	0.462	176.77	3.231	71.43	0.046	77.82	0.543	-19.30
600	0.477	172.03	2.708	66.71	0.057	81.23	0.548	-22.35
700	0.490	167.59	2.318	61.92	0.065	82.45	0.553	-25.43
800	0.507	163.59	2.037	57.52	0.076	84.13	0.559	-28.69
900	0.523	159.90	1.813	53.42	0.087	86.15	0.566	-32.45
1000	0.539	156.32	1.629	49.36	0.099	87.07	0.573	-35.73

15GN03CA

Embossed Taping Specification

15GN03CA-TB-E

1. Packing Format

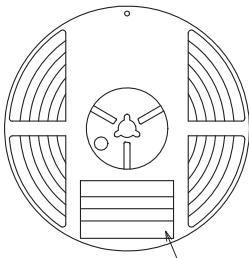
Package Name	Carrier Tape Type	Maximum Number of devices contained (pcs)			Packing format	
		Reel	Inner box	Outer box	Inner BOX (C-1)	Outer BOX (A-7)
CP	CP	3,000	15,000	90,000	5 reels contained Dimensions:mm (external) 183×72×185	6 inner boxes contained Dimensions:mm (external) 440×195×210

Reel label, Inner box label
(unit:mm)

Outer box label

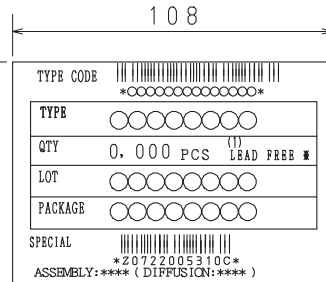
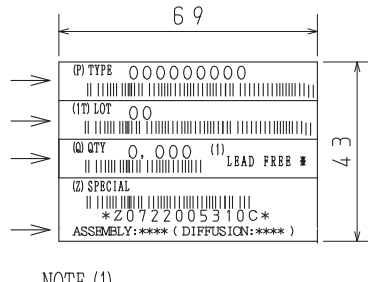
It is a label at the time of factory shipments.
The form of a label may change in physical distribution process.

Packing method



Reel label

Type No.
LOT No.
Quantity
Origin



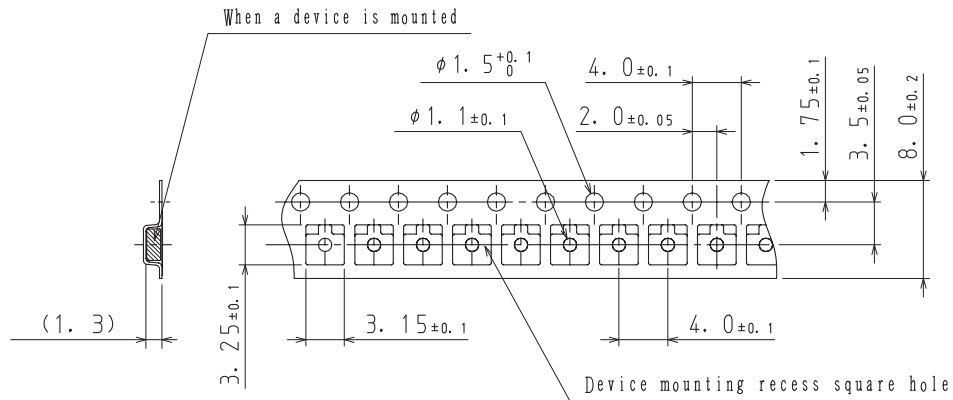
NOTE (1)

The LEAD FREE * description shows that the surface treatment of the terminal is lead free.

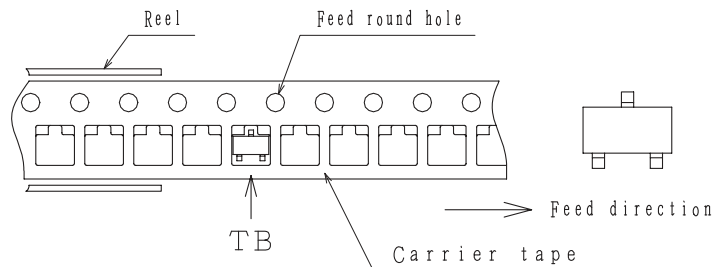
Label	JEITA Phase
LEAD FREE 3	JEITA Phase 3A
LEAD FREE 4	JEITA Phase 3

2. Taping configuration

2-1. Carrier tape size (unit:mm)



2-2. Device placement direction

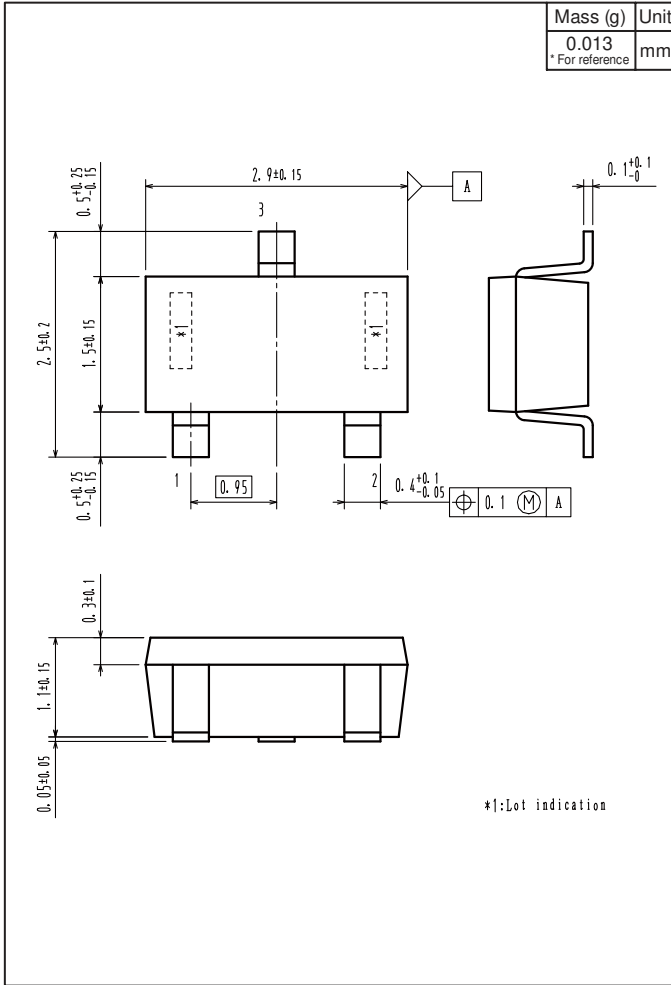


Those with one electrode terminal on the feed hole side.....TB

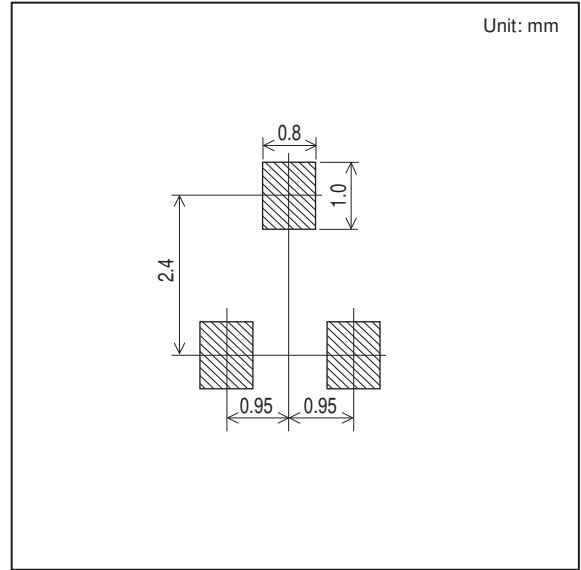
15GN03CA

Outline Drawing

15GN03CA-TB-E



Land Pattern Example



ON Semiconductor and the ON logo are registered trademarks of Semiconductor Components Industries, LLC (SCILLC). SCILLC owns the rights to a number of patents, trademarks, copyrights, trade secrets, and other intellectual property. A listing of SCILLC's product/patent coverage may be accessed at www.onsemi.com/site/pdf/Patent-Marking.pdf. SCILLC reserves the right to make changes without further notice to any products herein. SCILLC makes no warranty, representation or guarantee regarding the suitability of its products for any particular purpose, nor does SCILLC assume any liability arising out of the application or use of any product or circuit, and specifically disclaims any and all liability, including without limitation special, consequential or incidental damages. "Typical" parameters which may be provided in SCILLC data sheets and/or specifications can and do vary in different applications and actual performance may vary over time. All operating parameters, including "Typicals" must be validated for each customer application by customer's technical experts. SCILLC does not convey any license under its patent rights nor the rights of others. SCILLC products are not designed, intended, or authorized for use as components in systems intended for surgical implant into the body, or other applications intended to support or sustain life, or for any other application in which the failure of the SCILLC product could create a situation where personal injury or death may occur. Should Buyer purchase or use SCILLC products for any such unintended or unauthorized application, Buyer shall indemnify and hold SCILLC and its officers, employees, subsidiaries, affiliates, and distributors harmless against all claims, costs, damages, and expenses, and reasonable attorney fees arising out of, directly or indirectly, any claim of personal injury or death associated with such unintended or unauthorized use, even if such claim alleges that SCILLC was negligent regarding the design or manufacture of the part. SCILLC is an Equal Opportunity/Affirmative Action Employer. This literature is subject to all applicable copyright laws and is not for resale in any manner.