

Thin-Film RF/Microwave Directional Couplers

CP1206 28GHz High Directivity LGA Termination Directional Coupler

CP1206A28G0ANTR



ITF TECHNOLOGY

The ITF LGA Coupler is based on thin-film multilayer technology. The technology provides a miniature part with excellent high frequency performance and rugged construction for reliable automatic assembly. The ITF Coupler is offered in a variety frequency bands compatible with various types of high frequency wireless systems.

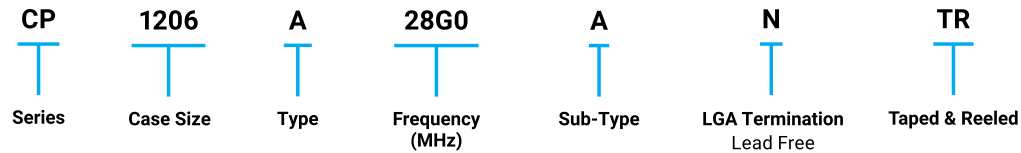
APPLICATIONS

- Autonomous driving
- Body scanner
- Radar
- VR headset
- Medical
- Defense

FEATURES

- Inherent Low Profile
- Self Alignment during Reflow
- Excellent Solderability
- Low Parasitics
- Better Heat Dissipation

HOW TO ORDER



QUALITY INSPECTION

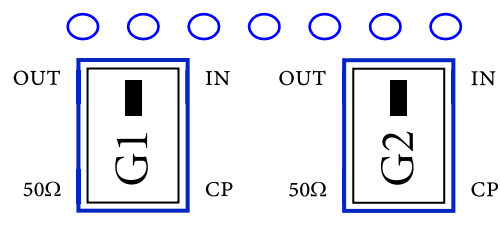
Finished parts are 100% tested for electrical parameters and visual characteristics. Each production lot is evaluated on a sample basis for:

- Static Humidity: 85°C, 85% RH, 160 hours
- Endurance: 125°C, I_R, 4 hours

TERMINATION

Nickel/Lead Free coating compatible with automatic soldering technologies: reflow, wave soldering, vapor phase and manual.

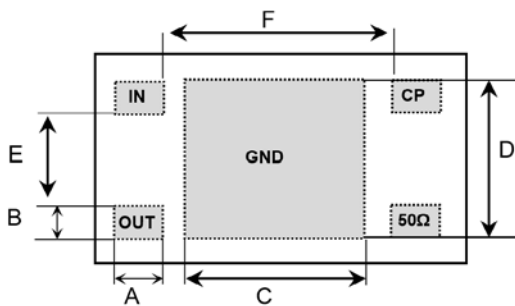
ORIENTATION IN TAPE (TOP VIEW)



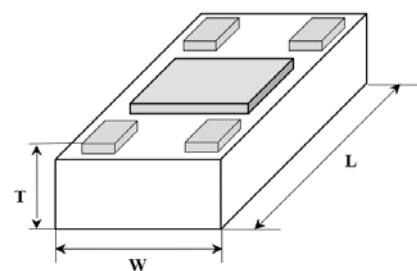
OPERATING TEMPERATURE

-40°C to +85°C

TERMINALS (TOP VIEW)



DIMENSIONS (BOTTOM VIEW)



mm (inches)	
L	3.1±0.1
W	1.6±0.1
T	0.45±0.1
A	0.32±0.1
B	0.21±0.1
C	1.92±0.1
D	1.36±0.1
E	0.945±0.1
F	2.225±0.1

The Important Information/Disclaimer is incorporated in the catalog where these specifications came from or available online at www.kyocera-avx.com/disclaimer/ by reference and should be reviewed in full before placing any order.

012821

– RF MICROWAVE PRODUCTS –

Thin-Film RF/Microwave Directional Couplers
CP1206 28GHz High Directivity LGA Termination Directional Coupler
CP1206A28G0ANTR



ELECTRICAL CHARACTERISTICS

Part Number	Frequency (MHz)	Coupling (dB)	Insertion Loss (dB)	R. Loss (dB)	Isolation (dB)
CP1206A28G0ANTR	26.5 - 29.5	-18.5 ± 1	-0.55	-12	-30

TYPICAL ELECTRICAL PERFORMANCE

