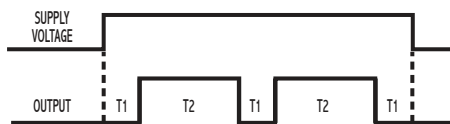


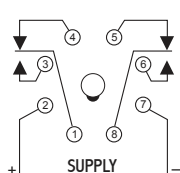
OPERATION

Application of voltage to the input of the timer initiates the OFF time. Upon completion of the OFF time, the relay energizes and the ON time begins. Upon completion of the ON time, the relay de-energizes and one cycle is completed. This OFF/ON cycling continues until voltage is removed from the input. The OFF/ON time periods are independently adjustable.

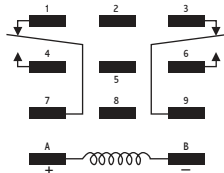


*Repeat Cycle-OFF Time
First Relay Output*

WIRING

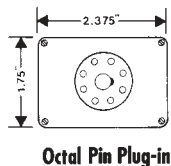
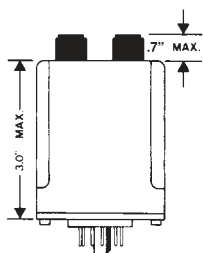


DPDT Octal Plug-in
RB-08/PF083A



DPDT Blade Plug-in
70-463-1

DIMENSIONS (INCHES)



Octal Pin Plug-in

MODEL NUMBER

MODEL NUMBER	TDF		A			
SUPPLY VOLTAGE						
24 VAC or DC	24					
110/120 VAC or DC	120					
TYPE OF OPERATION						
Knob Adjustable			K			
Lock Nut Adjustable			L			
Fixed			F			
ENCLOSURE STYLE						
8-pin octal plug-in				A		
Blade plug-in				B		
DELAY PERIOD						
See page 77 for standard ranges available						

Example: TDF-120-ALA-300—Repeat cycle, 120 Volts AC or DC, lock nut adjustable from 3 to 300 seconds, 8-pin octal plug-in, UL recognized.

SPECIFICATIONS

TIMING RANGES

Virtually unlimited. See page 77 for standard ranges available.

OUTPUT RATING DPDT, 10 A @ 250 VAC or 24 VDC, resistive; 211 VA @ 120 VAC, inductive

TIMING Minimum Setting +0 – 20%

TOLERANCES Maximum Setting ±10%;

REPEATABILITY 1% maximum; no first cycle effect

RESET TIMES Before Time Out 100 mSEC
After Time Out 50 mSEC

RECYCLE TIME 40 mSEC

SUPPLY VOLTAGE 24 or 120 VAC or VDC, 50/60 Hz; ±10%

FALSE TRANSFER No

REVERSE POLARITY PROTECTED Yes

POWER CONSUMPTION 3 watts (approximately)

TEMPERATURE RATING Operate 32° to 131°F (0° to +55°C)
Storage -49° to 185°F (-45° to +85°C)

LIFE EXPECTANCY Mechanical 10 million operations (minimum)
Electrical 100,000 operations @ rated load

WEIGHT 6.4 oz.