



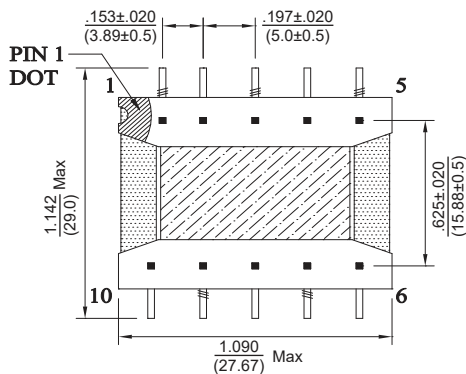
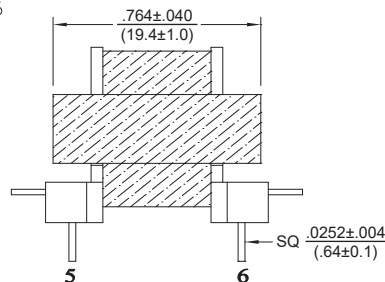
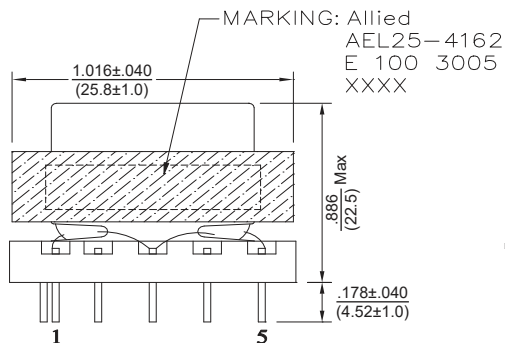
- EL25 Core Design
- 10 Pin Through Hole
- Operating Temp Range: -20°C to +85°C

Electrical Specifications @ 25°C				
INDUCTANCE 1KHZ/1V (microtest 6377)	IMPEDANCE 100KHZ/1V (microtest 6377)	IMPEDANCE 1KHZ/1V (microtest 6377)	DCR: CH-502A @ 25°C	HI-POT TEST
1 - 3 : 1.30 H Min.	7-9 : 600 Ω LOAD	7 - 9 : 10 KΩ LOAD	1 - 3 : 0.152 KΩ Max	PRI TO SEC : AC 600V 3mA for 2 sec
3 - 5 : 1.30 H Min.	1 - 3 : 280 Ω ± 15%	1 - 3 : 2.10 KΩ +15%	3 - 5 : 0.214 KΩ Max	COIL TO CORE : AC 600V 3mA for 2 sec
7 - 9 : 6.28 H Min.	3 - 5 : 323 Ω ± 15%	3 - 5 : 2.15 KΩ +15%	7 - 9 : 0.400 KΩ Max	
	1 - 5 : 964 Ω ± 15%	1 - 5 : 8.20 KΩ +15%		

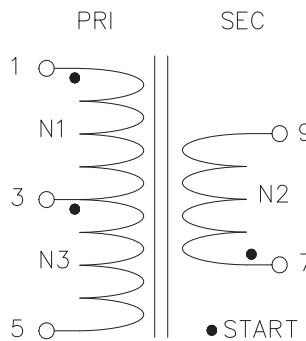
All specifications subject to change without notice.

MECHANICAL

Dimensions: $\frac{\text{inch}}{\text{mm}}$



BOTTOM VIEW



SCHEMATIC

NOTE:
1. PIN 1 DOT.
2. CORE FIX TAPE 2TS.