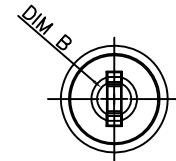
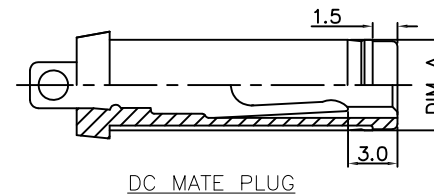
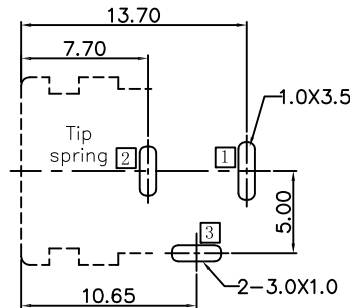
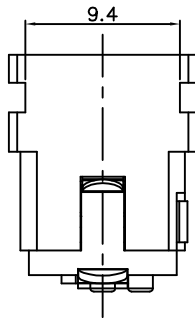
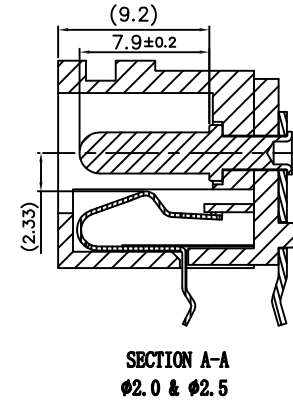
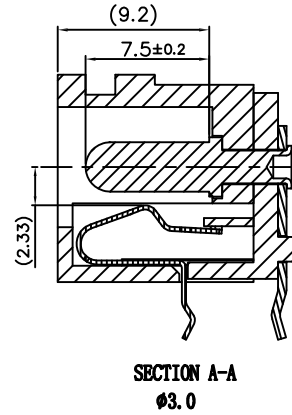
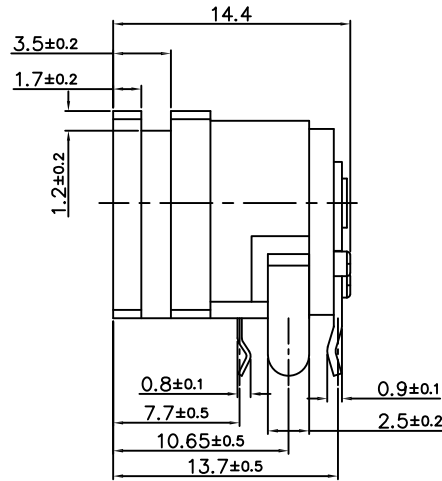
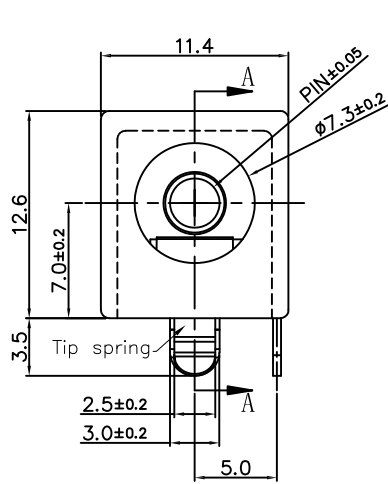


APPROVED: _____
DATE: _____ TITLE: _____

Rev	AWO #	Description	Date	Appr
-	10652	RELEASED	10/27/10	
A		Operating Temp was -25°C to +70°C	8/12/14	
B		UPDATED DRAWING	11/16/18	HR/AC1

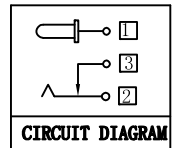


SPECIFICATIONS:

Material:
Insulator: PBT, rated UL 94V-0
Insulator color: Black
Center Pin: Copper Alloy
Contacts: Copper Alloy
Tip spring: Stainless Steel, Tin plated
Plating:
Tin over Copper underplate overall
Electrical:
Rating: 20VDC, 3A
Contact resistance: 50 mohms max.
Insulation resistance: 100 Mohms min @ 500 VDC.
Dielectric withstanding voltage: 500 VAC
Temperature Rating:
Operating temperature: -20°C to +70°C
Environmental:
Lead free, RoHS compliant

RECOMMENDED PCB LAYOUT

Model No.	ADC-033-1	ADC-033-2	ADC-033-10
PIN	φ2.0	φ2.5	φ3.0
DIM A	φ6.3±0.05	φ6.3±0.05	φ6.55±0.05
DIM B	φ2.05 ^{+0.10} _{-0.00}	φ2.55 ^{+0.10} _{-0.00}	φ3.05 ^{+0.10} _{-0.00}



UNLESS OTHERWISE SPECIFIED
ALL DIMENSIONS ARE MILLIMETERS
TOLERANCES: EXCEPT AS NOTED

MM	ANGLE
.X ± 0.50	X ± 5°
.XX ± 0.30	.X ± 3°
.XXX ± 0.15	.XX ± 2°

ADAM TECH INTERCONNECTS
909 Rahway Avenue,
Union, NJ 07083
Phone: 908-687-5000
Fax: 908-687-5710

APPROVALS		DATE
DRAWN	DY	10/27/10
CHECKED		
APPROVED		

TITLE		
DC POWER JACK, 2.00mm, 2.50mm, 3mm CENTER PIN		
SIZE	PART NO.	REV.
X	ADC-033-X	B
REF: S00002C	SCALE: NTS	SHEET 1 OF 1

