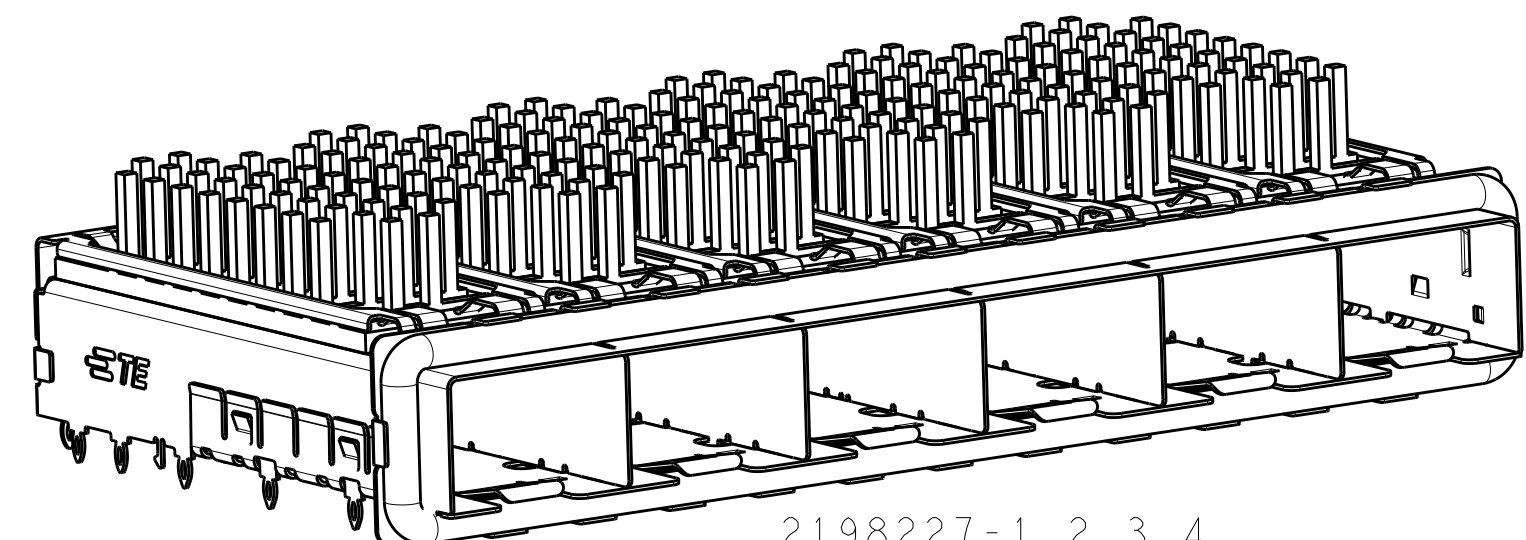
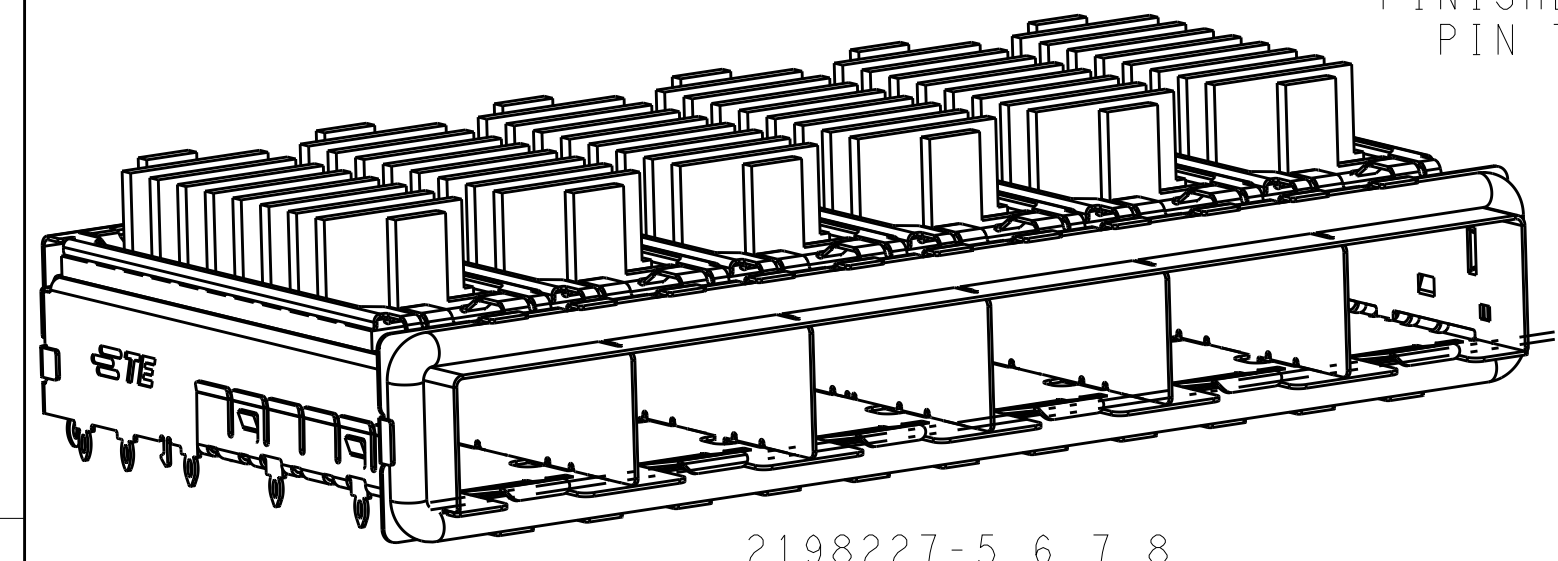


LOC	DIST	REVISIONS					
GP	00	P	LTN	DESCRIPTION	DATE	DWN	APVD
		A		RELEASED PER ECO-12-013192	06SEP2012	BMM	MRS
		A1		RELEASED PER ECO-13-014600	11SEP2013	PP	SH



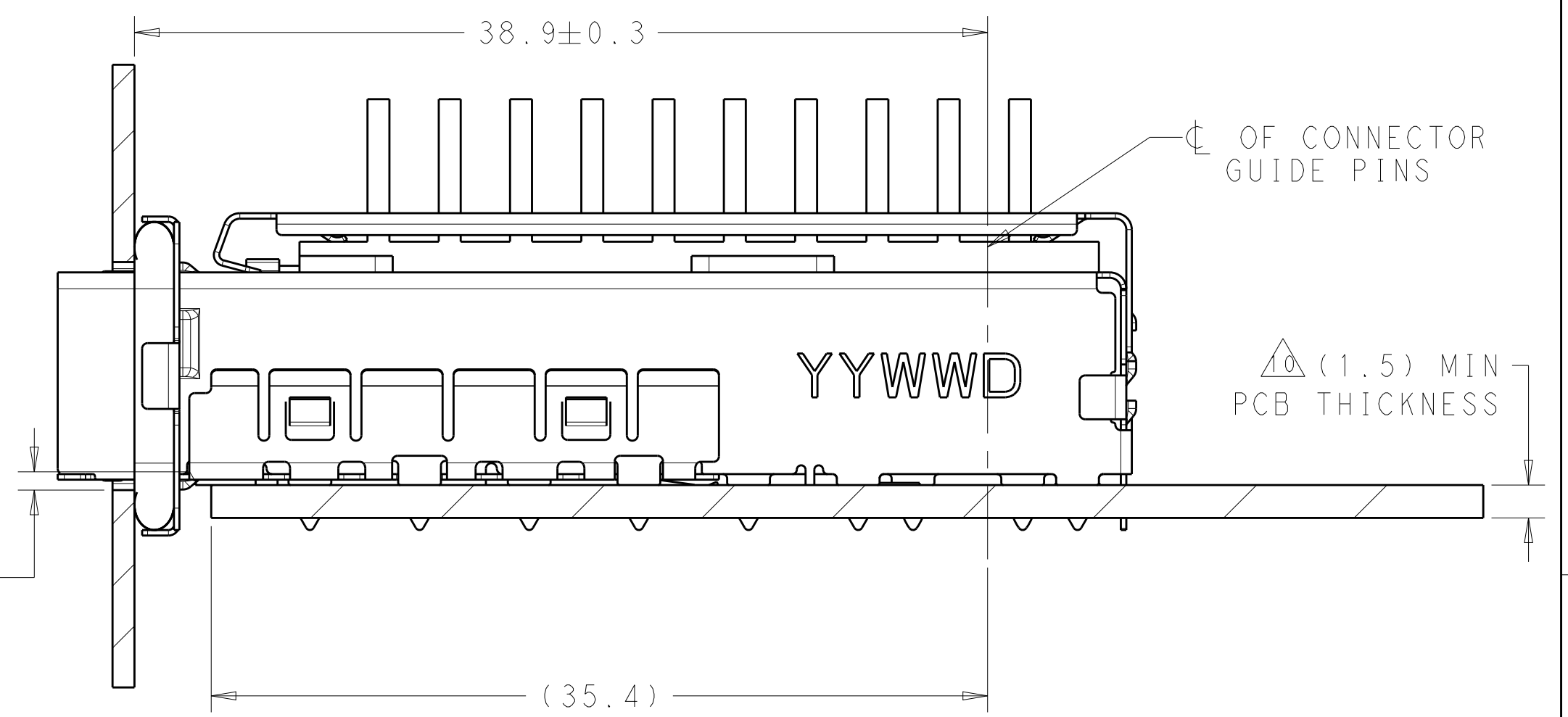
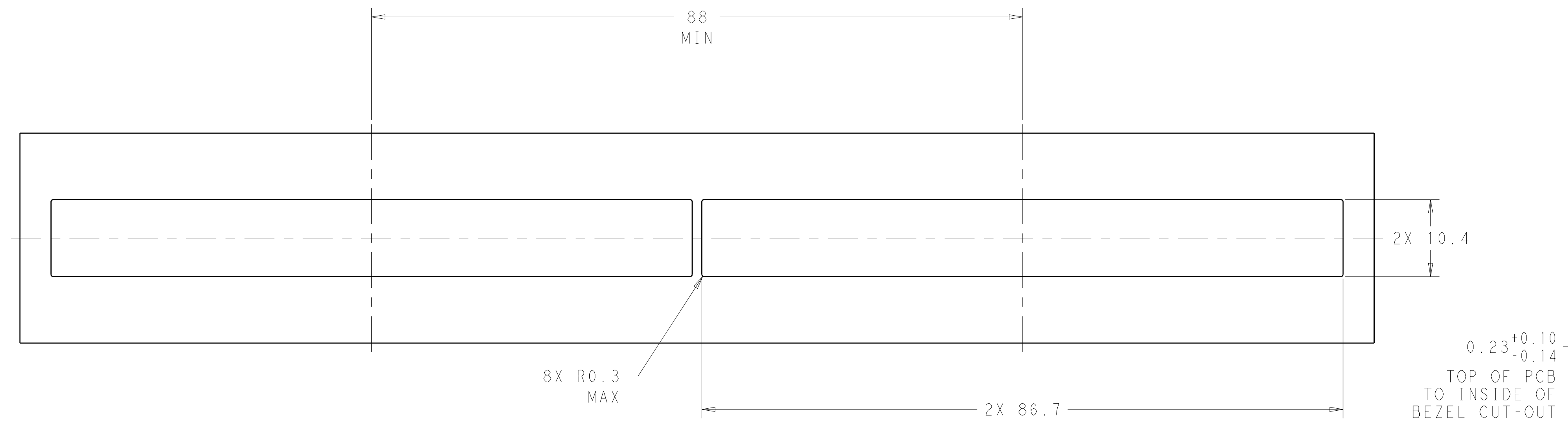
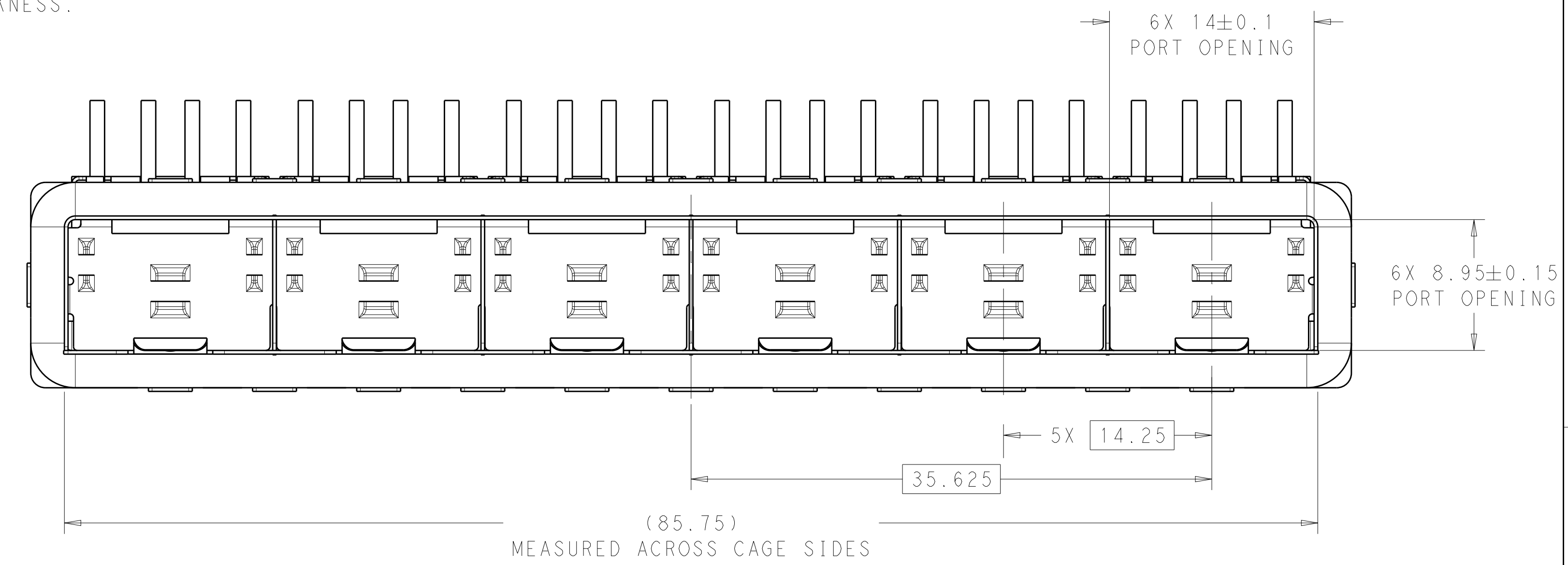
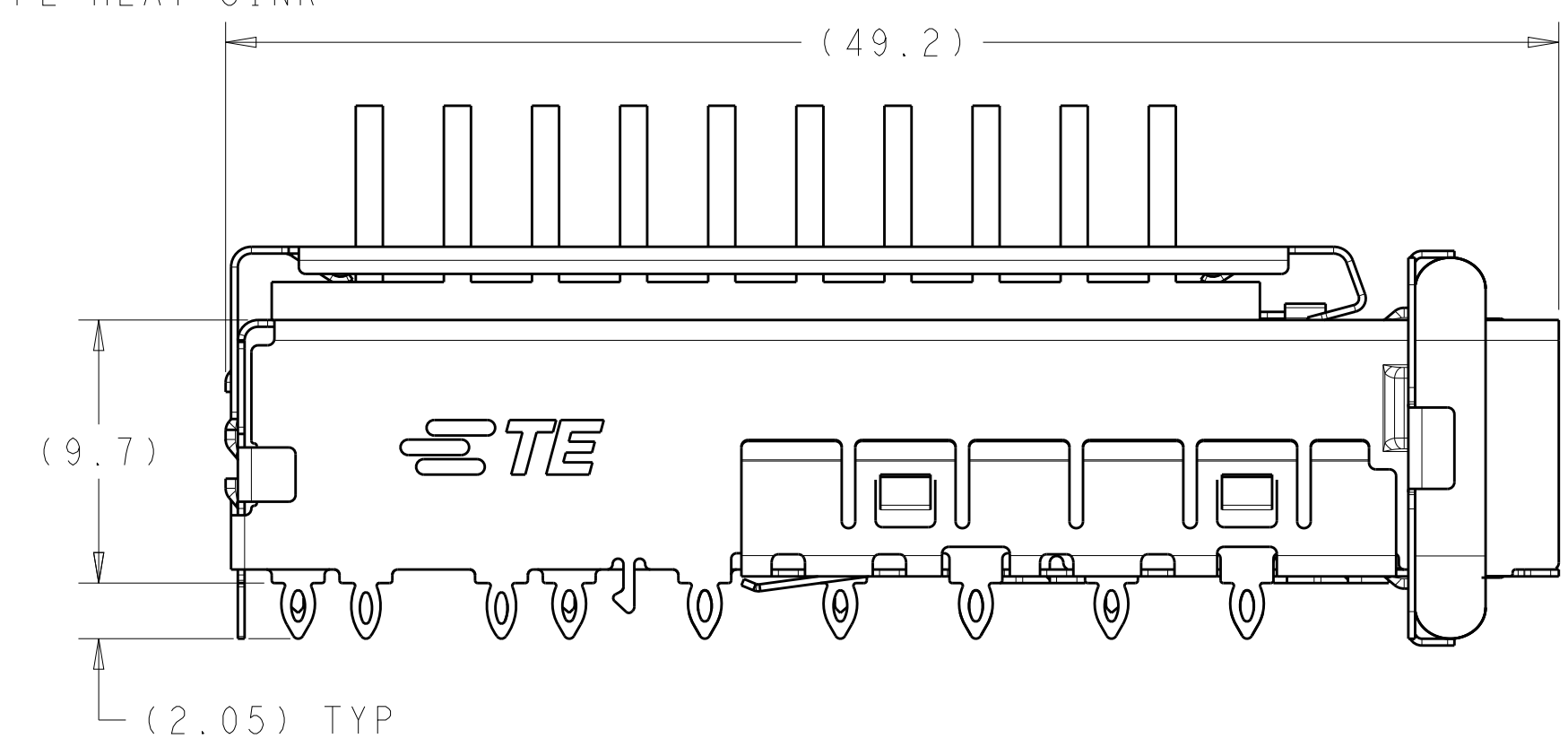
2198227-1,2,3,4
FINISHED ASSEMBLY WITH
PIN TYPE HEAT SINK



2198227-5,6,7,8
FINISHED ASSEMBLY WITH
FIN TYPE HEAT SINK

- ⚠ MATERIAL:
CAGE ASSEMBLY: NICKEL SILVER ALLOY, 0.25mm THICK.
GASKET RETENTION PLATE: STAINLESS STEEL
EMI GASKET: PLATED FILLED SILICONE
HEATSINK CLIP: STAINLESS STEEL
HEATSINK: ALUMINUM
- ⚠ FINISH:
HEATSINK: ELECTROLESS NICKEL
HEATSINK CLIP: PASSIVATE
- ⚠ PADS AND VIAS CHASSIS GROUND.
- 4. INTERPRETATION OF DATUM REFERENCE FRAME IN ACCORDANCE WITH SECT 4.4.1.1 OF ASME Y14.5M-1994.
- 5. MATES WITH SFP MSA COMPLIANT TRANSCEIVERS.
- ⚠ HOLE PATTERN REPEATS FOR EACH PORT. SPACING BETWEEN PORTS IS 14.25mm.
- ⚠ DATUM AND BASIC DIMENSION ESTABLISHED BY CUSTOMER.
- ⚠ REFERENCE APPLICATION SPEC. 114-13120, HOLE A, FOR RECOMMENDED DRILL HOLE DIAMETER AND PLATING THICKNESS.
- ⚠ REFERENCE APPLICATION SPEC. 114-13120, HOLE B, FOR RECOMMENDED DRILL HOLE DIAMETER AND PLATING THICKNESS.

- ⚠ MINIMUM PC BOARD THICKNESS:
SINGLE SIDED = 1.50
- 11. CERTAIN MATING TRANSCEIVERS MAY REQUIRE ADDITIONAL PCB THICKNESS THAT WOULD BE DETERMINED BY THE CUSTOMER.
- 12. PRODUCT COMPLIES WITH SPECIFICATION SFF-8433 IMPROVED PLUGGABLE FORM FACTOR FOR SFP+ GANGED CAGES.
- ⚠ DIMENSION APPLIES PRIOR TO INSERTION OF SFP MODULE.



RECOMMENDED BEZEL CUT-OUT
SINGLE SIDED APPLICATIONS
SCALE 5:2

2198227
MOUNTED ON PC BOARD
SHOWN THRU RECOMMENDED BEZEL

FIN TYPE	22.5	NETWORKING, TALL	2198227-8
FIN TYPE	18.1	NETWORKING, SHORT	2198227-7
FIN TYPE	15.5	SAN	2198227-6
FIN TYPE	13.2	PCI	2198227-5
PIN TYPE	22.5	NETWORKING, TALL	2198227-4
PIN TYPE	18.1	NETWORKING, SHORT	2198227-3
PIN TYPE	15.5	SAN	2198227-2
PIN TYPE	13.2	PCI	2198227-1
HEAT SINK	A MAX	APPLICATION	PART NUMBER

THIS DRAWING IS A CONTROLLED DOCUMENT.

DIMENSIONS: mm

TOLERANCES UNLESS OTHERWISE SPECIFIED:

0 PLC	±0.1
1 PLC	±0.1
2 PLC	±0.1
3 PLC	±0.1
4 PLC	±0.1
ANGLES	±0.1

MATERIAL: ⚠ FINISH: ⚠

OWN: B. MATTHEWS, 25OCT2011
CHK: M. SCHMITT, 25OCT2011
APVD: M. SCHMITT, 25OCT2011

NAME: SFP+ ENHANCED 1X6 CAGE ASSEMBLY, PRESS FIT, EMI GASKET WITH HEATSINK

PRODUCT SPEC: 108-2364
APPLICATION SPEC: 114-13120

SIZE: A1
CAGE CODE: 00779
DRAWING NO: C=2198227

RESTRICTED TO: -

Customer Drawing SCALE: 4:1 SHEET: 1 OF 2 REV: A1

