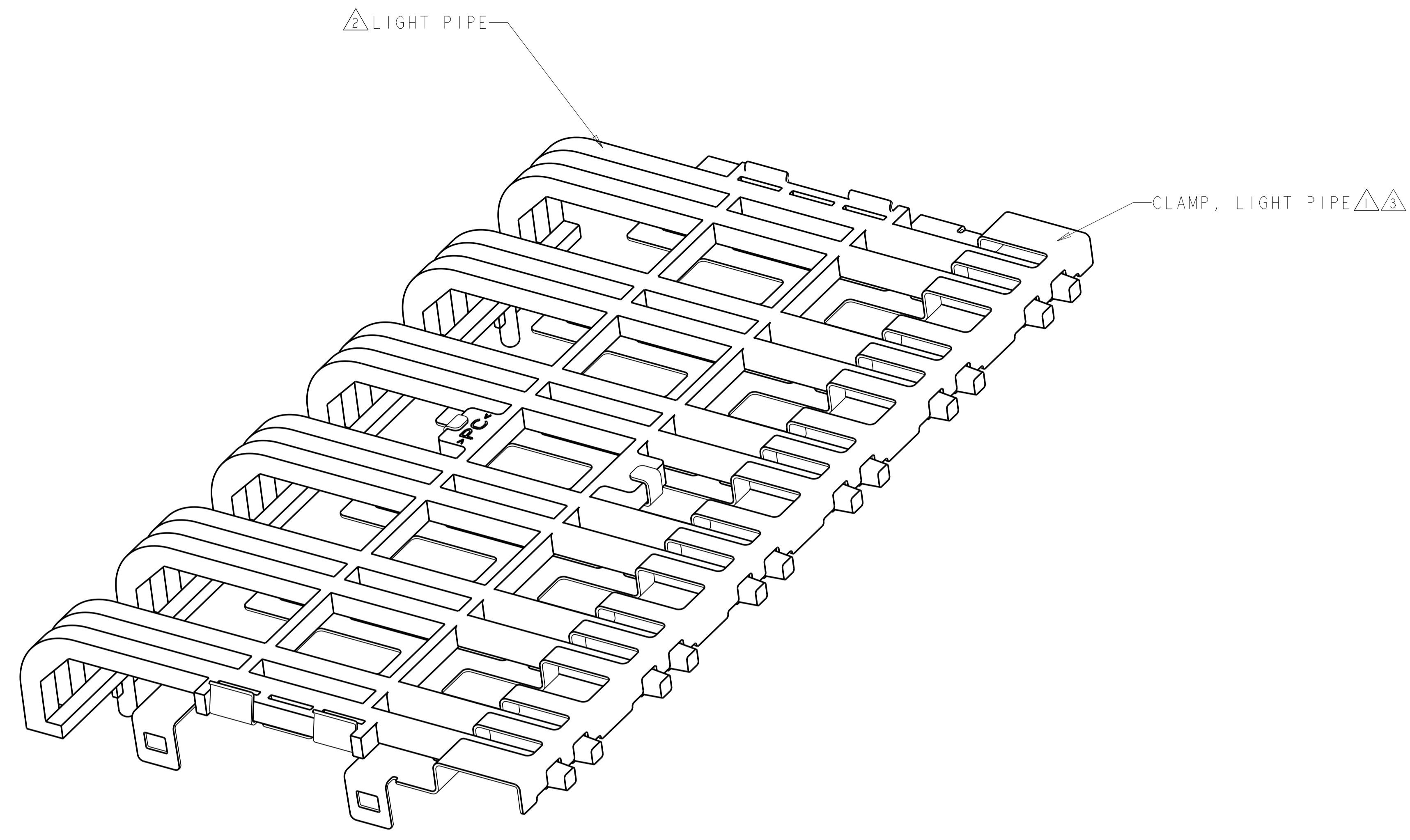
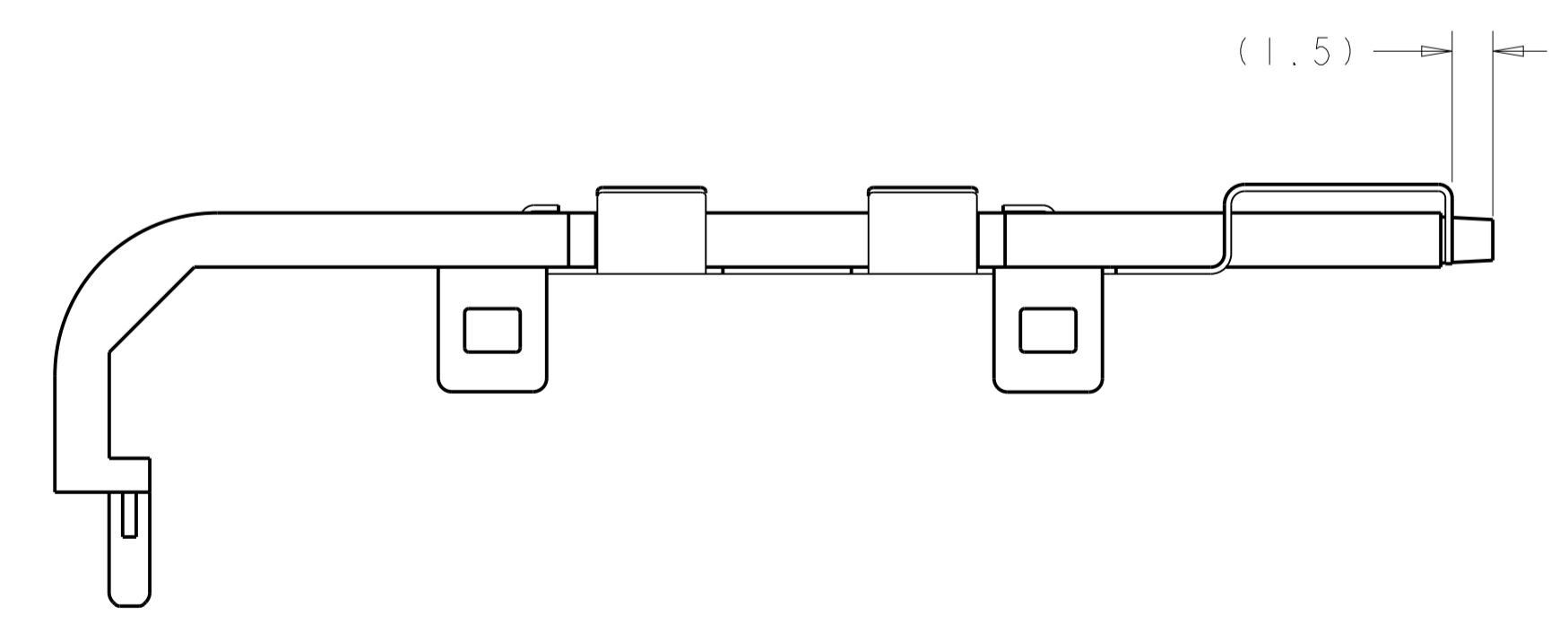
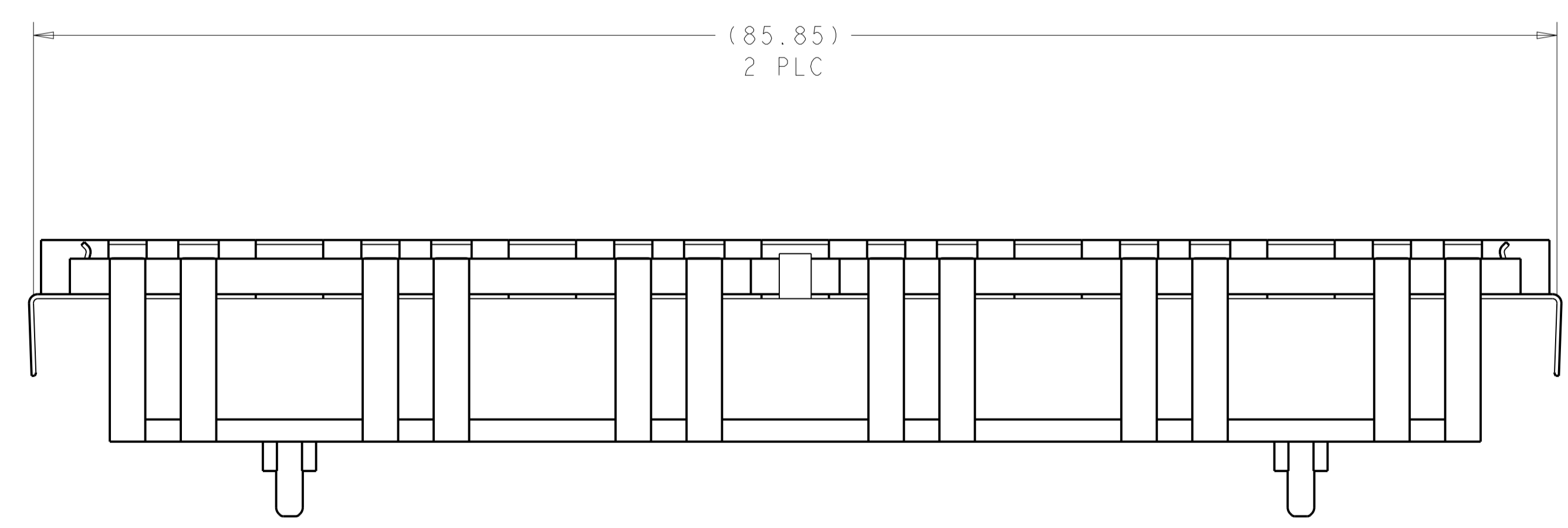


| LOC | DIST | REVISIONS | | | | | |
|-----|------|-----------|-----|----------------------------------|-----------|-----|------|
| GP | 00 | P | LTN | DESCRIPTION | DATE | DWN | APVD |
| | | 04 | | REVISE PIPE AND BRACKET GEOMETRY | 11MAR2004 | WVS | MJP |
| | | A | | RELEASED PER EC-OS13-0325-04 | 08JUL2004 | MHC | JRK |
| | | A1 | | REVISED PER ECO-07-011809 | 21MAY10T | ZMR | JRK |
| | | A2 | | REVISED PER ECO-14-010419 | 11JUL2014 | JW | SH |



- △ COPPER ALLOY, TIN PLATING PER ASTM B 545 1.25 μm MINIMUM THICKNESS, OVER NICKEL FLASH PER QQ-N-290. NON-PLATED EDGES ARE PERMISSIBLE
- △ POLYCARBONATE, CLEAR
- △ NICKEL SILVER ALLOY(NO PLATING)



| | | |
|----------------|----------------|-----------|
| △ | LIGHT PIPE KIT | 1761013-3 |
| △ | LIGHT PIPE KIT | 1761013-1 |
| CLAMP MATERIAL | DESCRIPTION | PART NO |

THIS DRAWING IS A CONTROLLED DOCUMENT. DWN: J.W. VAN SCOY, 11FEB2004
 CHK: M. PHILLIPS, 11FEB2004
 APVD: M. PHILLIPS, 11FEB2004

STE TE Connectivity

NAME: ASSEMBLY, LIGHT PIPE KIT, 1X6, SFP

SIZE: A1 CAGE CODE: 1761013 DRAWING NO: 114-13120 RESTRICTED TO: -

MATERIAL: - FINISH: - WEIGHT: -

CUSTOMER DRAWING SCALE: 4:1 SHEET 1 OF 1 REV: A1