

THIS DRAWING IS UNPUBLISHED. RELEASED FOR PUBLICATION
 © COPYRIGHT - BY TYCO ELECTRONICS CORPORATION. ALL RIGHTS RESERVED.

LOC	DIST	REVISIONS					
GP	00	P	LTR	DESCRIPTION	DATE	DWN	APVD
			A	RELEASED	16MAY06	RG	SF

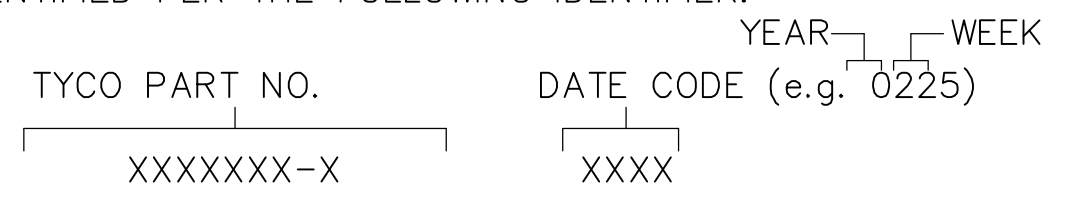
5 RECOMMENDED MOUNTING HARDWARE TO BE ORDERED SEPARATELY FOR REFERENCE ONLY:
 FOR PANEL MOUNTING USE:
 1650402-1, 8-32 SHOULDER SCREW
 1650589-1, M4 X 0.7 SHOULDER SCREW

4. ELCON SERIES 423-0001-01100

3. MATERIALS:

INSULATORS: THERMOPLASTIC, GLASS REINFORCED, UL 94V-0, FLAMMABILITY RATED, COLOR-BLACK.
 RETENTION CLIPS: BERYLLIUM COPPER OR STAINLESS STEEL.
 PLASTIC RETENTION SCREW: STEEL

2 ITEMS PROVIDED TO THIS SPECIFICATION TO BE PERMANENTLY IDENTIFIED PER THE FOLLOWING IDENTIFIER:



1. PART NUMBER CHANGES AND OR DESIGN CHANGES AFFECTING ITEM INTERCHANGEABILITY REQUIRE PRIOR TYCO APPROVAL AND AUTHORIZATION BY REVISION TO THIS DRAWING.

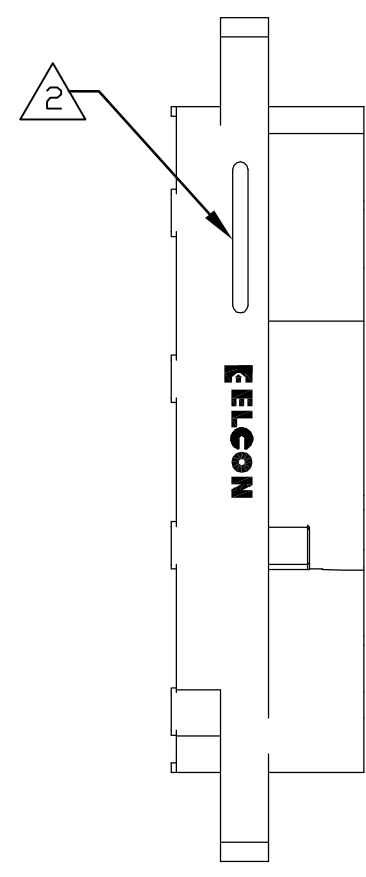
AS SHOWN	1648211-1
DESCRIPTION	PART NUMBER

THIS DRAWING IS A CONTROLLED DOCUMENT.		DWN R.GRZYBOWSKI 16MAY2006	Tyco Electronics Corporation Harrisburg, PA 17105-3608		
DIMENSIONS: INCHES	TOLERANCES UNLESS OTHERWISE SPECIFIED:	CHK S.FLICKINGER 16MAY06	NAME		
	0 PLC ± -	APVD S.FLICKINGER 16MAY06	CONNECTOR HOUSING, STRAIGHT PIN P10S22 WITH RETENTION CLIPS		
	1 PLC ± -	PRODUCT SPEC	-		
	2 PLC ± .02	APPLICATION SPEC	-		
	3 PLC ± .010	SIZE	CAGE CODE	DRAWING NO	RESTRICTED TO
	4 PLC ± -	A3	00779	C-1648211	-
	ANGLES ± .5	CUSTOMER DRAWING			SCALE 1:1
MATERIAL -	FINISH -	SHEET 1 OF 3			REV A

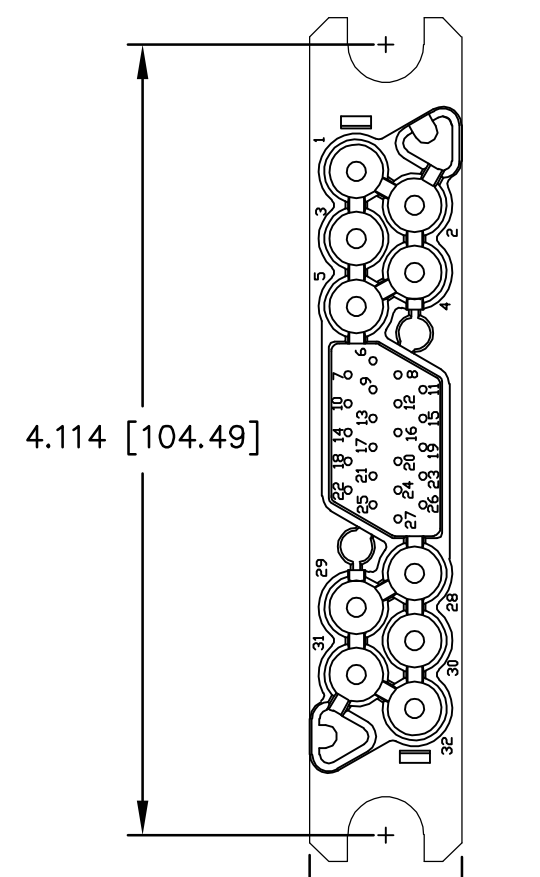
ELCON P10S22 DRAWER

THIS DRAWING IS UNPUBLISHED. RELEASED FOR PUBLICATION
 © COPYRIGHT - BY TYCO ELECTRONICS CORPORATION. ALL RIGHTS RESERVED.

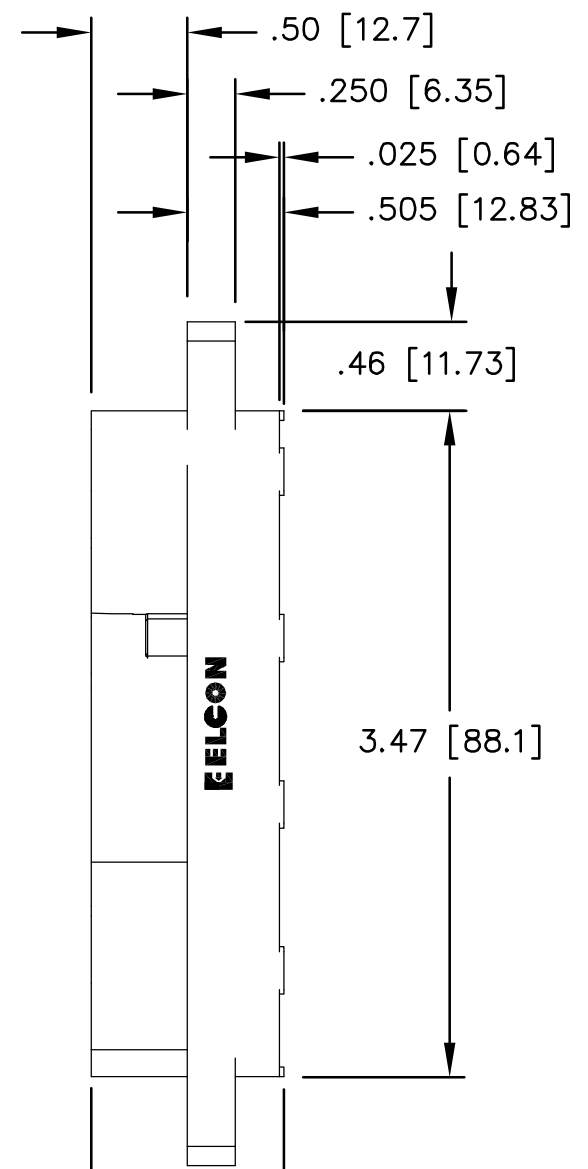
LOC	DIST	REVISIONS					
GP	00	P	LTR	DESCRIPTION	DATE	DWN	APVD
				SEE SHEET 1			



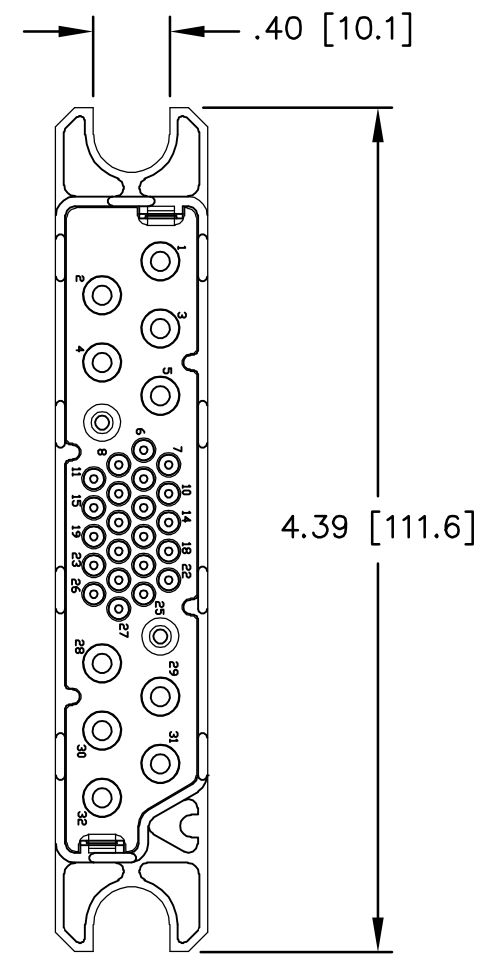
LEFT SIDE



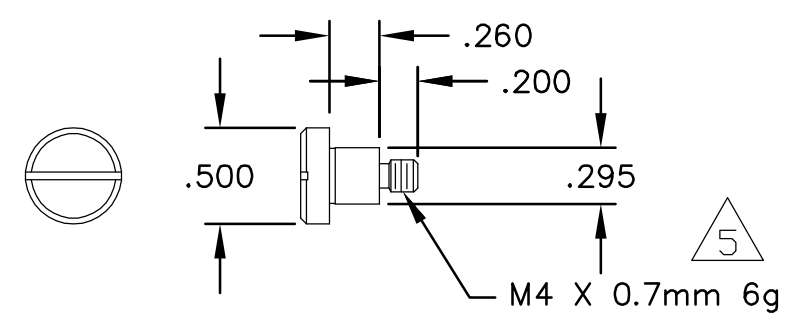
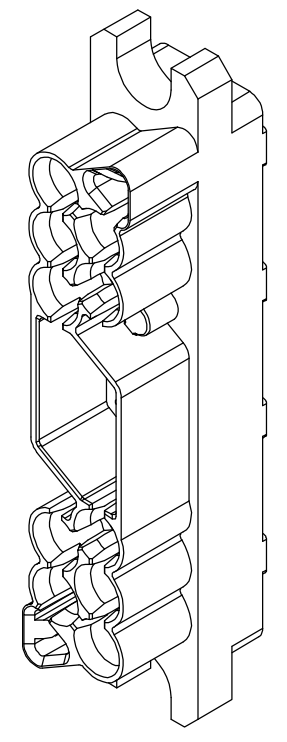
FRONT VIEW



RIGHT SIDE



REAR VIEW (PIN CONTACT INSERTION SIDE)



SHOULDER SCREW (REFERENCE ONLY)

THIS DRAWING IS A CONTROLLED DOCUMENT.		DWN R.GRZYBOWSKI 16MAY2006	Tyco Electronics Corporation Harrisburg, PA 17105-3608	
DIMENSIONS: INCHES		CHK S.FLICKINGER 16MAY06	NAME	
TOLERANCES UNLESS OTHERWISE SPECIFIED:		APVD S.FLICKINGER 16MAY06	CONNECTOR HOUSING, STRAIGHT PIN P10S22 WITH RETENTION CLIPS	
0 PLC ± -		PRODUCT SPEC	SIZE	CAGE CODE
1 PLC ± -		APPLICATION SPEC	A3	00779
2 PLC ± .02		WEIGHT	DRAWING NO C-1648211	
3 PLC ± .010			RESTRICTED TO	
4 PLC ± -			-	
ANGLES ± .5			SCALE	SHEET
FINISH			1:1	2 OF 3
MATERIAL				REV
-				A
CUSTOMER DRAWING				

THIS DRAWING IS UNPUBLISHED.

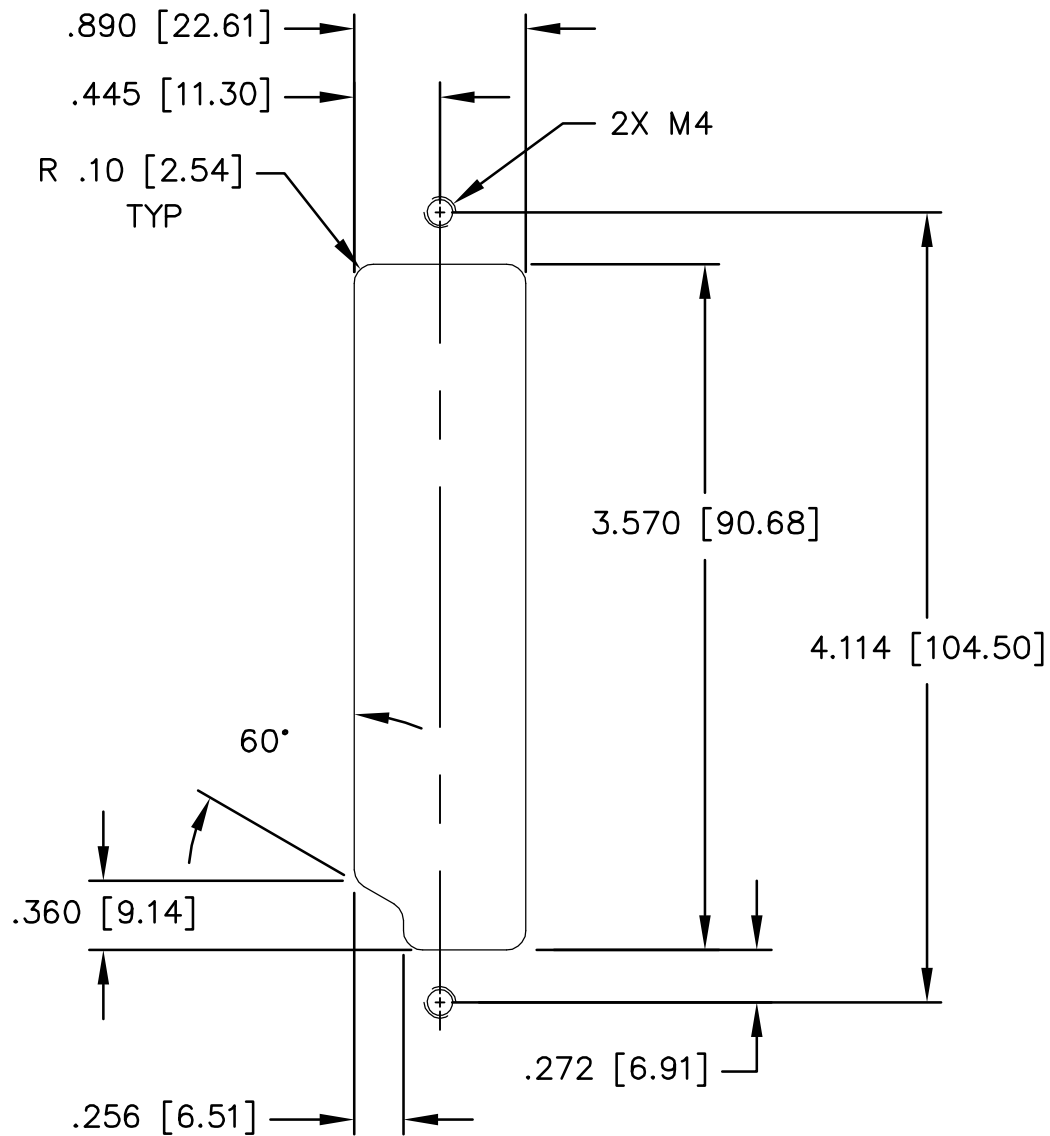
RELEASED FOR PUBLICATION

© COPYRIGHT BY TYCO ELECTRONICS CORPORATION. ALL RIGHTS RESERVED.

LOC GP DIST 00

REVISIONS

P	LTR	DESCRIPTION	DATE	DWN	APVD
-	-	SEE SHEET 1	-	-	-



SUGGESTED PANEL CUTOUT FOR FLOATING CONNECTOR

THIS DRAWING IS A CONTROLLED DOCUMENT.		DWN R.GRZYBOWSKI 16MAY2006	Tyco Electronics Corporation Harrisburg, PA 17105-3608		
DIMENSIONS: INCHES		CHK S.FLICKINGER 16MAY06	NAME		
		APVD S.FLICKINGER 16MAY06	CONNECTOR HOUSING, STRAIGHT PIN P10S22 WITH RETENTION CLIPS		
TOLERANCES UNLESS OTHERWISE SPECIFIED:		PRODUCT SPEC	RESTRICTED TO		
0 PLC ± - 1 PLC ± - 2 PLC ± .02 3 PLC ± .010 4 PLC ± - ANGLES ± .5		APPLICATION SPEC	SIZE A3	CAGE CODE 00779	DRAWING NO C-1648211
MATERIAL -		WEIGHT -	SCALE 1:1 SHEET 3 OF 3 REV A		
		CUSTOMER DRAWING			