

THIS DRAWING IS UNPUBLISHED. RELEASED FOR PUBLICATION AUG ,2005.

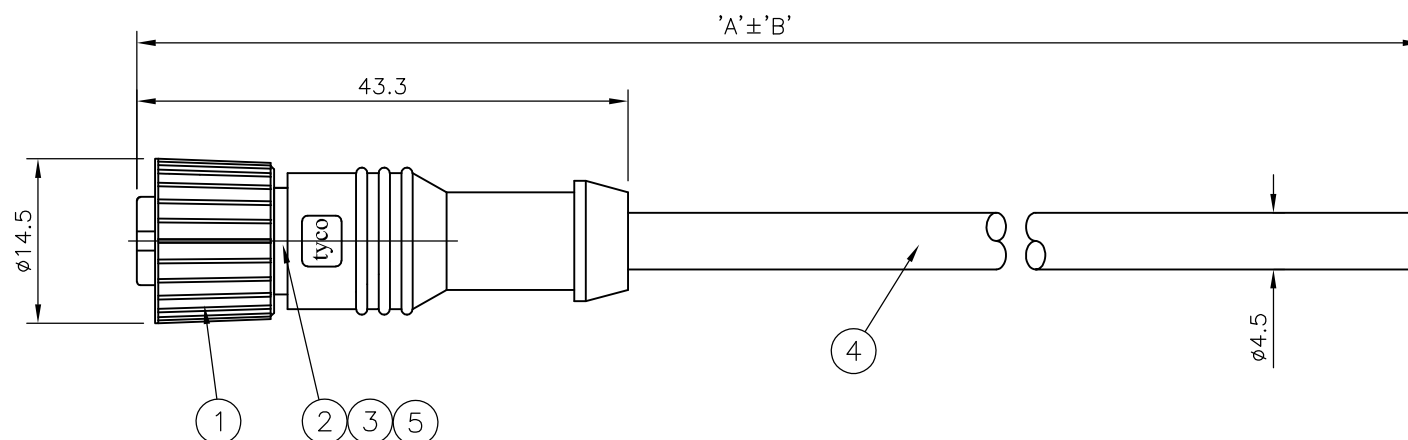

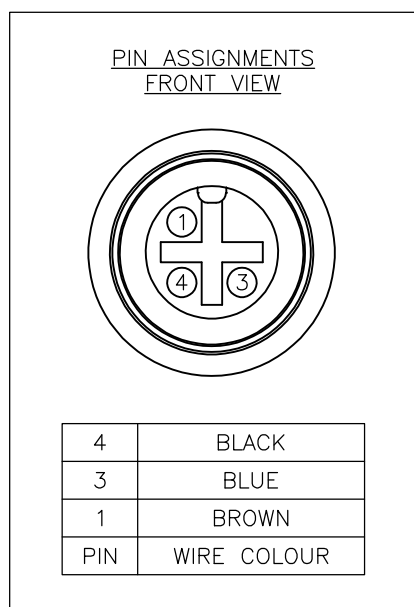
© COPYRIGHT 2005 BY TYCO ELECTRONICS CORPORATION. ALL RIGHTS RESERVED.

LOC	DIST	REVISIONS			
P	LTR	DESCRIPTION	DATE	DWN	APVD
E	B	B	ECR-07-011927	16/05/07	AM FWK
		B1	ECR-10-015172	13AUG10	RK JK

NOTES:

- ELECTRICAL DATA: CONTACT RESISTANCE: 10 mOhm MAX  
INSULATION RESISTANCE: 100 MOhm MIN at 500VDC  
CURRENT RATING: 5 AMPS  
BREAKDOWN VOLTAGE: 500 VAC MIN PER MINUTE
- ENVIRONMENTAL: OPERATING TEMPERATURE: -25°C TO +90°C  
SEALING REQUIREMENTS: IP67
- PROD SPEC: 108-3641
- PACKAGING: 107-3334
- FOR TECHNICAL DATA REFER TO YOUR LOCAL TYCO ELECTRONICS SALES OFFICE
- ALL DIMENSIONS ARE NOMINAL FOR REFERENCE ONLY UNLESS OTHERWISE STATED

ITEM	DESCRIPTION	MATERIAL	FINISH/COLOUR	QTY
1	SCREW NUT	ZINC DIE CAST	2.5µm NICKEL PLATED	1
2	CONNECTOR BODY	POLYURETHANE	BLACK	1
3	SOCKET CONTACT	BRASS	0.15µm GOLD PLATED OVER NICKEL	3
4	3 CORE CABLE (CORES 0.34 mm <sup>2</sup> )	PU JACKET	BLACK	1
5	'O' RING	VITON	GREEN	1



OBSOLETE	10000	500 mm	M12 STRAIGHT FEMALE CONNECTOR 10.0m CABLE	1838243-5
	7000	350 mm	M12 STRAIGHT FEMALE CONNECTOR 7.0m CABLE	1838243-4
	5000	250 mm	M12 STRAIGHT FEMALE CONNECTOR 5.0m CABLE	1838243-3
	3000	150 mm	M12 STRAIGHT FEMALE CONNECTOR 3.0m CABLE	1838243-2
	2000	100 mm	M12 STRAIGHT FEMALE CONNECTOR 2.0m CABLE	1838243-1
	DIM A	TOL 'B'	DESCRIPTION	PART NUMBER

THIS DRAWING IS A CONTROLLED DOCUMENT.		DWN H M RAGHAVENDRA 22AUG05	Tyco Electronics Corporation Bideford, UK, EX39 4HE	
DIMENSIONS: mm		CHK F.WHEELER-KING 07AUG06	NAME M12 STRAIGHT FEMALE CONNECTOR 3 POSITION, PU CABLE	
TOLERANCES UNLESS OTHERWISE SPECIFIED: 0 PLC ± - 1 PLC ± - 2 PLC ± - 3 PLC ± - 4 PLC ± - ANGLES ± -		APVD F.WHEELER-KING 07AUG06	RESTRICTED TO	
MATERIAL		PRODUCT SPEC	SIZE A3	CAGE CODE 00779
		APPLICATION SPEC	DRAWING NO C-1838243	
		WEIGHT	SCALE NTS	
		CUSTOMER DRAWING		SHEET 1 OF 1
				REV B1