

VM Series

configuration options and specifications

** Suffix

No Suffix: Opaque cover with four non-metallic corner screws

H: Opaque cover with four non-metallic corner screws, hinged externally

K: Opaque cover with four non-metallic corner screws and knockouts in the base

CT: Transparent cover with four non-metallic corner screws

CH: Transparent cover with four non-metallic corner screws, hinged externally

CTK: Transparent cover with four non-metallic corner screws and knockouts in the base

PBS: 30.5 mm NEMA sized push-button holes and four non-metallic corner screws

PBM: 22.5 mm IEC sized push-button holes and four non-metallic corner screws

Features

- Enclosures are maintenance free and corrosion resistant.
- Bases and opaque covers are made from a thermoplastic blend of polyester and polycarbonate that can withstand continuous temperatures up to 280°F (138°C).
- Transparent covers are made from polycarbonate that can withstand continuous temperatures from -13°F to +104°F (-25°C to +40°C).
- RAL 7035 light-gray finish inside and out.
- Captivated, non-metallic cover screws secure in the enclosure corners, and are outside of the gasket path to prevent water/dust intrusion into enclosure.
- Continuous gaskets made of polyurethane foam guarantee optimal integrity.
- Tongue and groove gasket fitting to ensure a tight and reliable seal.
- Molded internal bosses present for securing back panel or DIN rail, as well as direct component mounting.
- K and CTK suffix enclosures have knockouts present in the base to facilitate cable/conduit entry.
- All enclosures can be easily modified to customer specifications.

Applications

VM Enclosures are designed for use as insulated electrical junction boxes, terminal wiring boxes, instrument housings, electrical control boxes and push-button housings in wet, dusty and corrosive environments.

Approvals

UL 508A Listed; Type 3, 3R, 4, 4X, 12, 13; File No. [E54315](#)

cUL Listed per CSA C22.2 No 94; Type 3, 3R, 4, 4X, 12, 13; File No. [E54315](#)

Enclosure flammability per UL 508A

NEMA/EEMAC Type 3, 3R, 4, 4X, 12, 13

CSA File No. 217184; Type 3, 3R, 4, 4X, 12, 13, IEC 60529, IP66

Meets NEMA Type 3RX requirements



Opaque Cover Enclosures (VM)	3
Opaque Cover Enclosures with Knockouts (VM K)	3
Transparent Cover Enclosures (VM CT)	5
Transparent Cover Enclosures with Knockouts (VM CTK)	5
Push-button Unit Enclosures	7
Back Plates	9
Window Kits	9
Accessories	10



**** Suffix**

No Suffix: Opaque cover with four non-metallic corner screws

H: Opaque cover with four non-metallic corner screws, hinged externally

K: Opaque cover with four non-metallic corner screws and knockouts in the base



Part Number	Exterior Dimensions	Interior Dimensions	Weight Lbs (kg)	Back Plate	Knockouts (Quantity) Size
	H x W x D Inches (mm)	H x W x D Inches (mm)		N: Non-Metallic	
VM433	4.36 x 3.18 x 3.66 (111 x 81 x 93)	4.01 x 2.82 x 3.31 (102 x 72 x 84)	.20 (.09)	VMBP43A	
VM533 VM533K	5.03 x 3.06 x 3.02 (128 x 78 x 77)	4.69 x 2.72 x 2.72 (119 x 69 x 69)	.26 (.12)	VMBP53A	(6) .44"-.85"
VM534 VM534K	5.03 x 3.06 x 4.02 (128 x 78 x 102)	4.69 x 2.72 x 3.72 (119 x 69 x 69)	.31 (.14)	VMBP53A	(6) .44"-.85"
VM553 VM553K	5.03 x 5.03 x 3.02 (128 x 128 x 77)	4.69 x 4.69 x 2.72 (119 x 119 x 69)	.43 (.20)	VMBP55A	(8) .44"-.85"
VM554 VM554K	5.03 x 5.03 x 4.02 (128 x 128 x 102)	4.69 x 4.69 x 3.72 (119 x 119 x 94)	.48 (.22)	VMBP55A	(8) .44"-.85"
VM733	6.72 x 3.17 x 3.61 (171 x 81 x 92)	6.37 x 2.82 x 3.33 (162 x 72 x 85)	.36 (.16)	Not Available	
VM753 VM753K	7.00 x 5.03 x 2.97 (178 x 128 x 75)	6.65 x 4.69 x 2.72 (169 x 119 x 69)	.56 (.25)	VMBP75A VMBP75N	(6) PG13.5/9 (4) PG21/16
VM754 VM754H VM754K	7.00 x 5.03 x 4.02 (178 x 128 x 102)	6.65 x 4.69 x 3.72 (169 x 119 x 94)	.61 (.28)	VMBP75A VMBP75N	(6) PG13.5/9 (4) PG21/16
VM755 VM755K	7.00 x 5.03 x 5.02 (177 x 128 x 128)	6.65 x 4.69 x 4.72 (169 x 119 x 120)	.66 (.30)	VMBP75A VMBP75N	(6) PG13.5/9 (4) PG21/16
VM773 VM773K	7.00 x 7.00 x 3.02 (178 x 178 x 77)	6.65 x 6.65 x 2.72 (169 x 169 x 69)	.83 (.38)	VMBP77A	(12) PG13.5/9
VM775 VM775K	7.00 x 7.00 x 5.02 (178 x 178 x 128)	6.65 x 6.65 x 4.72 (169 x 169 x 120)	.93 (.42)	VMBP77A	(12) PG13.5/9
VM776 VM776K	7.00 x 7.00 x 6.02 (178 x 178 x 153)	6.65 x 6.65 x 5.72 (169 x 169 x 145)	.98 (.44)	VMBP77A	(12) PG13.5/9
VM933	9.09 x 3.18 x 3.61 (222 x 81 x 92)	8.74 x 2.84 x 3.33 (222 x 72 x 85)	.46 (.21)	VMBP93A	

**** Suffix**

CT: Transparent cover with four non-metallic corner screws

CTH: Transparent cover with four non-metallic corner screws, hinged externally

CTK: Transparent cover with four non-metallic corner screws and knockouts in the base



Part Number	Exterior Dimensions	Interior Dimensions	Weight Lbs (kg)	Back Plate	Knockouts (Quantity) Size
	H x W x D Inches (mm)	H x W x D Inches (mm)		*A: Aluminum *N: Non-Metallic	
VM533CT VM533CTH VM533CTK	5.03 x 3.06 x 3.02 (128 x 78 x 77)	4.69 x 2.72 x 2.72 (119 x 69 x 69)	.26 (.12)	VMBP53A	(6) .44"-.85"
VM534CT VM534CTH VM534CTK	5.03 x 3.06 x 4.02 (128 x 78 x 102)	4.69 x 2.72 x 3.72 (119 x 69 x 69)	.31 (.14)	VMBP53A	(6) .44"-.85"
VM553CT VM553CTK	5.03 x 5.03 x 3.02 (128 x 128 x 77)	4.69 x 4.69 x 2.72 (119 x 119 x 69)	.43 (.20)	VMBP55A	(8) .44"-.85"
VM554CT VM554CTK	5.03 x 5.03 x 4.02 (128 x 128 x 102)	4.69 x 4.69 x 3.72 (119 x 119 x 94)	.48 (.22)	VMBP55A	(8) .44"-.85"
VM753CT VM753CTK	7.00 x 5.03 x 2.97 (178 x 128 x 75)	6.65 x 4.69 x 2.72 (169 x 119 x 69)	.56 (.25)	VMBP75A VMBP75N	(6) PG13.5/9 (4) PG21/16
VM754CT VM754CTH VM754CTK	7.00 x 5.03 x 4.02 (178 x 128 x 102)	6.65 x 4.69 x 3.72 (169 x 119 x 94)	.61 (.28)	VMBP75A VMBP75N	(6) PG13.5/9 (4) PG21/16
VM755CT VM755CTK	7.00 x 5.03 x 5.02 (177 x 128 x 128)	6.65 x 4.69 x 4.72 (169 x 119 x 120)	.66 (.30)	VMBP75A VMBP75N	(6) PG 13.5/9 (4) PG21/16
VM773CT VM773CTK	7.00 x 7.00 x 3.02 (178 x 178 x 77)	6.65 x 6.65 x 2.72 (169 x 169 x 69)	.83 (.38)	VMBP77A	(12) PG13.5/9
VM775CT VM775CTK	7.00 x 7.00 x 5.02 (178 x 178 x 128)	6.65 x 6.65 x 4.72 (169 x 169 x 120)	.93 (.42)	VMBP77A	(12) PG13.5/9
VM776CT VM776CTK	7.00 x 7.00 x 6.02 (178 x 178 x 153)	6.65 x 6.65 x 5.72 (169 x 169 x 145)	.98 (.44)	VMBP77A	(12) PG13.5/9

Configurations
PBS: 30.5 mm NEMA sized push-button holes and four non-metallic corner screws
PBM: 22.5 mm IEC sized push-button holes and four non-metallic corner screws




Part Number	Exterior Dimensions H x W x D Inches (mm)	Interior Dimensions H x W x D Inches (mm)	Weight Lbs (kg)	Back Plate *A: Aluminum *N: Non-Metallic	Push-button Holes (Quantity) Size
VM433-PBS1 VM433-PBM1	4.36 x 3.18 x 3.66 (111 x 81 x 93)	4.01 x 2.82 x 3.31 (102 x 72 x 84)	.20 (.09)	VMBP43A	(1) 30.5 (1) 22.5
VM533-PBM2	5.03 x 3.06 x 3.02 (128 x 78 x 77)	4.69 x 2.72 x 2.72 (119 x 69 x 69)	.26 (.12)	VMBP53A	(2) 22.5





Part Number	Exterior Dimensions H x W x D Inches (mm)	Interior Dimensions H x W x D Inches (mm)	Weight Lbs (kg)	Back Plate *A: Aluminum *N: Non-Metallic	Push-button Holes (Quantity) Size
VM733-PBS2 VM733-PBM3 VM733-PBS1	6.72 x 3.17 x 3.61 (171 x 81 x 92)	6.37 x 2.82 x 3.33 (162 x 72 x 85)	.36 (.16)	Not Available	(2) 30.5 (3) 22.5 (1) 30.5
VM755-PBS4 VM755-PBM6	7.00 x 5.03 x 5.02 (177 x 128 x 128)	6.65 x 4.69 x 4.72 (169 x 119 x 120)	.66 (.30)	VMBP75A VMBP75N	(4) 30.5 (6) 22.5
VM775-PBS4 VM775-PBM9 VM775-PBM4 VM775-PBM6	7.00 x 7.00 x 5.02 (178 x 178 x 128)	6.65 x 6.65 x 4.72 (169 x 169 x 120)	.93 (.42)	VMBP77A	(4) 30.5 (9) 22.5 (4) 22.5 (6) 22.5
VM933-PBS3 VM933-PBM4 VM933-PBM5	9.09 x 3.18 x 3.61 (171 x 81 x 92)	8.74 x 2.84 x 3.33 (222 x 72 x 85)	.46 (.21)	VMBP93A	(3) 30.5 (4) 22.5 (5) 22.5

Custom push button solutions available...

Rear Mounting Panel/Plate	Part Number	Dimensions	Weight	Enclosure
Panels are available in the following materials: • Aluminum - 0.08-in (2mm) thickness • Phenolic (composite material) - 0.1875 in (4.8mm) thickness		H x W Inches (mm)	Lbs (kg)	Fits Size (Inches)
	VMBP53A	4.21 x 2.25 (107 x 57)	.11 (.05)	5 x 3
	VMBP55A	4.21 x 4.21 (107 x 107)	.18 (.08)	5 x 5
	VMBP75A VMBP75N	6.18 x 4.22 (157 x 107)	.25 (.11) .22 (.10)	7 x 5
	VMBP77A	6.18 x 6.18 (157 x 157)	.34 (.15)	7 x 7
	VMBP93A	7.68 x 7.68 (157 x 157)	.50 (.22)	8 x 8



VM Series Mounting Bracket	Part Number	Description
<ul style="list-style-type: none"> Constructed from Aluminum Set of 2 pieces 	VMMB-5	Mounts directly to the rear of enclosures for wall mounting applications.

VM Hinged Window Kits:	Part Number	Dimensions	Viewing Area	Weight	Enclosure	
<ul style="list-style-type: none"> Hinged instrument window constructed of polycarbonate Surface mounts on cover with sealing gasket present 		H x W x D Inches (mm)	H x W Inches (mm)	Lbs (kg)	Fits Minimum Size (Inches)	
		VM-CTHS23	2.36 x 3.03 x 1.26 (60 x 77 x 32)	1.65 x 1.97 (42 x 50)	.16 (.07)	5 x 3
		VM-CTHS43	3.78 x 3.03 x 1.26 (96 x 77 x 32)	3.07 x 1.97 (78 x 50)	.22 (.10)	7 x 5
		VM-CTHS53	5.12 x 3.03 x 1.26 (130 x 77 x 32)	4.41 x 1.97 (112 x 50)	.28 (.13)	7 x 5
		VM-CTHS73	6.42 x 3.03 x 1.26 (163 x 77 x 32)	5.71 x 1.97 (112 x 50)	.34 (.15)	7 x 5