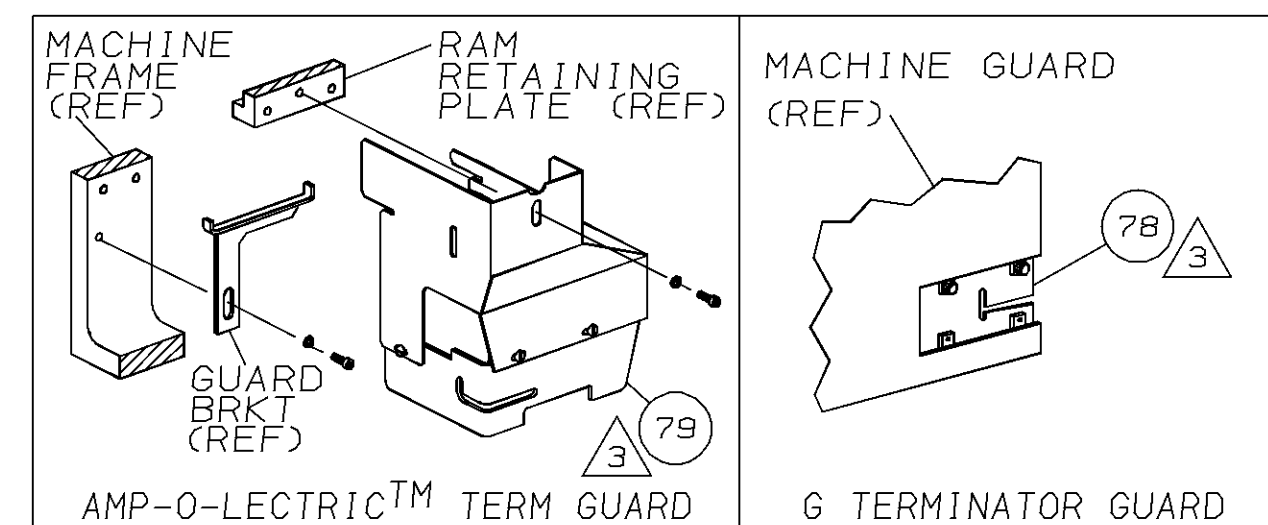
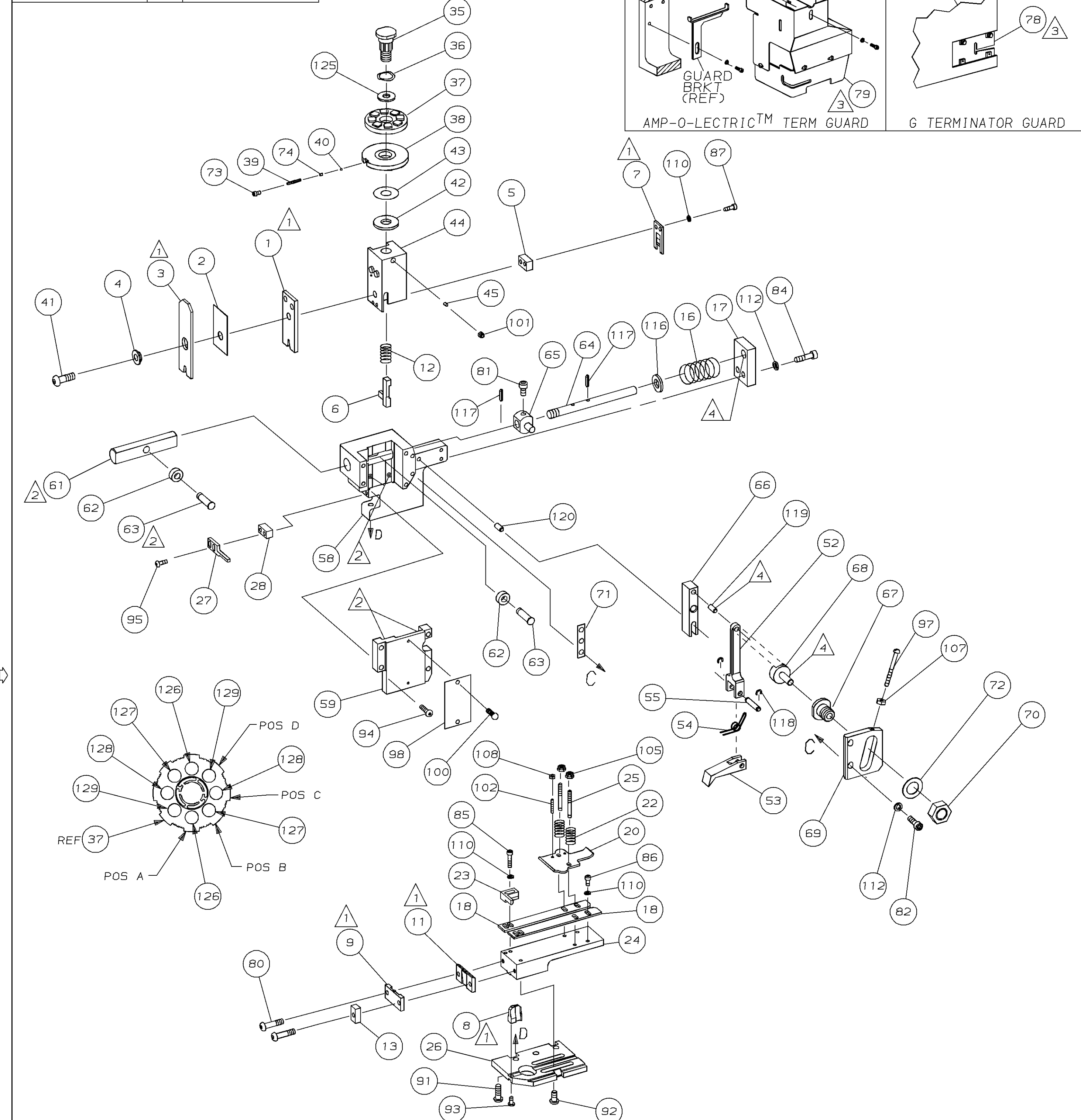


PART NUMBER	REV	FIRST USED
680297-1	A	122500-1
680297-2	A	565435-5



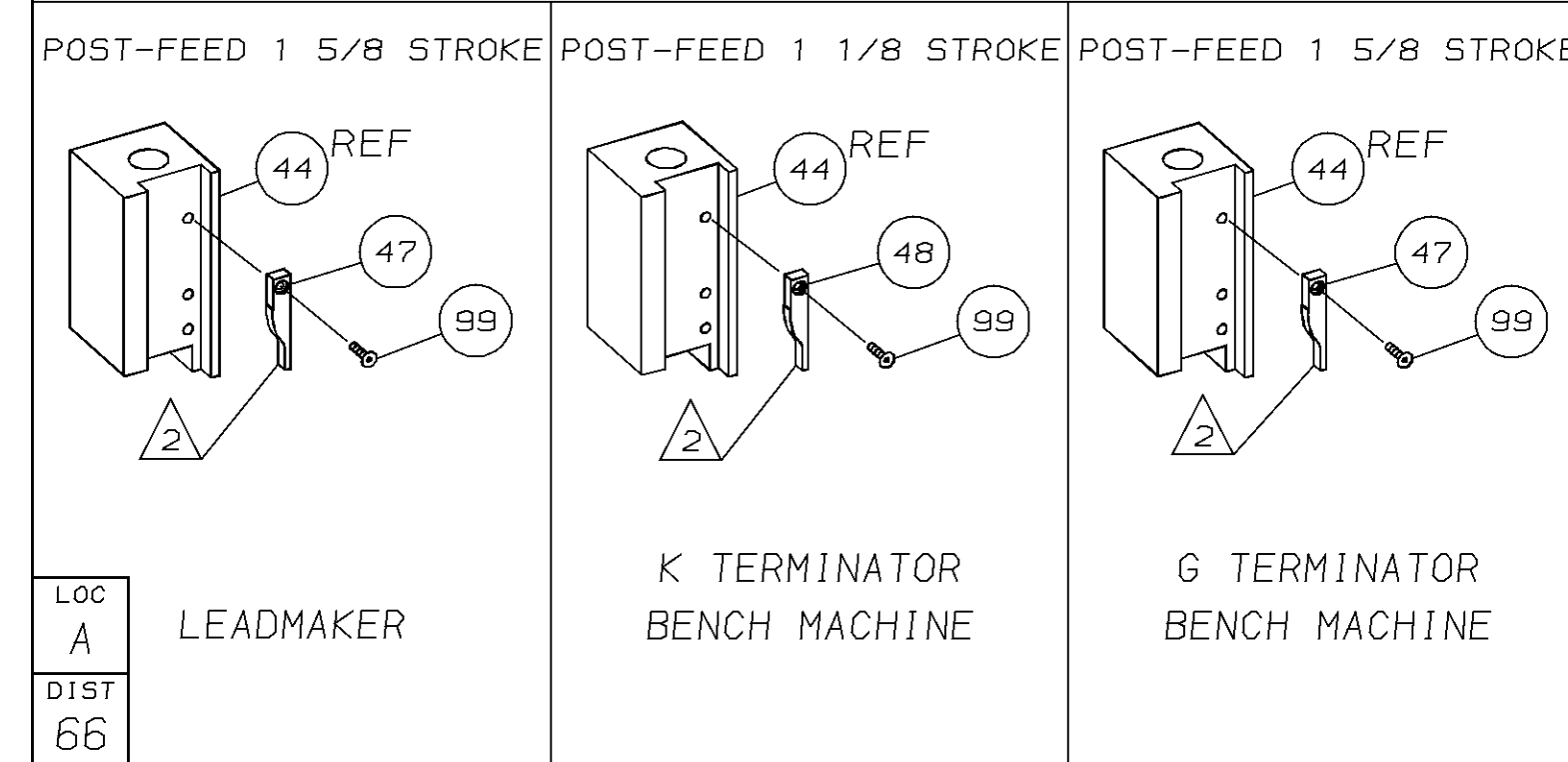
TERMINAL NAME: .250 SERIES FASTON™ RECP			
170224			
CRIMPING DATA			
PAD LTR	CRIMP HEIGHT	WIRE SIZE	
A	.104 ±.002 [2.64 ±0.05mm]	10	
B	.088 ±.002 [2.23 ±0.05mm]	12	
C	.078 ±.002 [1.98 ±0.05mm]	14	
D	.074 ±.002 [1.88 ±0.05mm]	15	
CRIMP	SIZE	TYPE	RANGE
WIRE	.150 [3.81mm]	F	15-10
INSUL	.220 [5.59mm]	F	.134-.197
WIRE STRIP LENGTH	TERM APPL SPEC	FEED	APPL INSTRUCTION
-	114-5023	.845	408-8039
			SET UP GAGE LAYOUT
			458638-1 L1759

-1		LEADMAKER & BENCH MODEL G	MECH POST FEED	
-2		BENCH MODEL K	MECH POST FEED	
REF	REF	- A	22594-8	NUT, HEX
REF	REF	- B	240628-1	PLATE, ADJ
REF	REF	- B	240626-1	SHAFT, PIVOT
REF	REF	- B	240633-1	BUSHING
REF	REF	- A	455680-1	LEVER, INTERMEDIATE
REF	REF	- B	240629-1	BLOCK, PIVOT
REF	REF	- A	240632-2	SCR, ADJ
REF	REF	- B	240659-3	PIN, CAM ROLLER
REF	REF	- B	240658-1	CAM, ROLLER
REF	REF	- B	454398-1	ROD, FEED



2	2	-	C	8-354778-9	PIN, WIRE DISC (.2940)D	129
2	2	-	C	8-354778-3	PIN, WIRE DISC (.2910)C	128
2	2	-	C	6-354778-1	PIN, WIRE DISC (.2800)B	127
2	2	-	C	2-354778-7	PIN, WIRE DISC (.2630)A	126
1	1	-	A	986950-1	WASHER, FLAT PRECISION	125
1	1	-	A	217238-1	DOCUMENTATION PACKAGE	124
1	1	-	-	4088039	EF APPL INST 408-8039	123
						122
						121
REF	REF	-	A	1-21030-7	PIN, DOWEL (Ø.187x1.50)HSG	120
REF	REF	-	A	1-21030-1	PIN, DOWEL (Ø.187x.50)LEVER	119
REF	REF	-	A	21045-3	RING, RET "C" (Ø.187)FD PIN	118
REF	REF	-	A	5-21028-1	PIN, STD SPRING (Ø.12)FD ADJ ROD	117
REF	REF	-	A	21899-4	WASHER, FLAT (Ø5/16)SCR ADJ	116
						115
						114
						113
REF	REF	-	A	21024-5	WASHER, LOCK (NO.10)FD ROD GDE	112
7	7	-	A	21024-4	WASHER, LOCK (NO.8)SHEAR BL	110
						109
2	2	-	A	21018-4	NUT, HEX (4-40)DRAG	108
REF	REF	-	A	21018-5	NUT, HEX (6-32)FD ADJ PL	107
						106
2	2	-	A	21022-2	NUT, HEX SL (8-32)DRAG STUD	105
						104
						103
2	2	-	A	2-21006-6	SCR, SKT SET (4-40x.62)DRAG	102
1	1	-	A	21009-2	SCR, SKT SET (1/4-20x.25)RAM	101
2	2	-	A	21017-2	SCR, DRIVE (#2x.19) ID PLATE	100
1	1	-	A	1-21002-7	SCR, BHC (6-32x.38)CAM	99
1	1	-	B	461264-1	PLATE, IDENTIFICATION	98
REF	REF	-	A	6-23715-5	SCR, PAN HD (6-32x1.50)FEED ADJ	97
						96
2	2	-	A	2-21002-2	SCR, BHC (8-32x.50)STRIPPER	95
REF	REF	-	A	2-21002-9	SCR, BHC (10-32x.75)HSG CAP	94
1	1	-	A	22733-8	SCR, BHC (8-32x.38 LW)ANVIL	93
4	4	-	A	3-21002-3	SCR, BHC (1/4-20x.50)ST ØD PL	92
REF	REF	-	A	2-22733-8	SCR, BHC (1/4-20x.62)BASE PL	91
						90
						89
						88
2	2	-	A	2-21000-7	SCR, SHC (8-32x.50)SLUG BLADE	87
3	3	-	A	2-21000-6	SCR, SHC (8-32x.38)STRIP GUIDE	86
2	2	-	A	2-21000-9	SCR, SHC (8-32x.75)R STRIP GUIDE	85
REF	REF	-	A	3-21000-7	SCR, SHC (10-32x.75)FEED ROD GDE	84
						83
REF	REF	-	A	3-21000-6	SCR, SHC (10-32x.62)FEED ADJ PL	82
REF	REF	-	A	3-21000-4	SCR, SHC (10-32x.38)PIVOT BLOCK	81
2	2	-	A	2-21002-9	SCR, BHC (10-32x.75)SHEAR PL	80
REF	-	-	A	455745-1	GUARD, WINDOW	79
-	REF	-	A	679532-1	INSERT, GUARD	78
						77
						76
						75
1	1	-	A	690603-1	SPRING, ASSIST	74
1	1	-	A	23030-1	SCR, SKT CAP (6-32x.25)CP DSC	73
REF	REF	-	A	458109-1	WASHER, FLAT (SPECIAL)	72
REF	REF	-	A	690517-1	SPACER	71

						60
						59
REF	REF	-	C	454220-1	CAP, RAM	58
REF	REF	-	D	453736-1	HOUSING	57
						56
						55
REF	REF	-	B	240624-1	PIN, FEED FINGER	54
REF	REF	-	B	691499-1	SPRING, FEED FINGER	53
REF	REF	-	B	240635-1	FINGER, FEED	52
REF	REF	-	B	240634-1	LEVER, TERMINAL	51
						50
						49
1	-	-	B	690501-3	CAM, POST FEED 1 1/8 ST	48
-	1	-	B	690501-4	CAM, POST-FEED 1 5/8 ST	47
						46
1	1	-	A	690191-1	PLUG, NYLON	45
1	1	-	C	455674-1	RAM	44
1	1	-	A	690125-1	WASHER, LAMINATED	43
1	1	-	A	690124-1	WASHER, RAM	42
1	1	-	A	7-21002-9	BOLT, CRIMPER (5/16-24x1.00)	41
1	1	-	A	23241-6	BALL, STEEL	40
1	1	-	A	690170-1	SPRING, COMPRESSION	39
1	1	-	C	690142-1	DISC, INSULATION	38
1	1	-	D	354777-1	WIRE DISC, PLASTIC	37
1	1	-	A	22480-5	WASHER, SPRING	36
1	1	-	B	690212-1	POST, RAM	35
						34
						33
1	1	-	D	458980-1	APPLICATOR, BASIC (SUB ASSY)	32
						31
						30
						29
1	1	-	B	3-690451-2	SPACER, STRIPPER	28
1	1	-	A	240639-1	STRIPPER	27
REF	REF	-	C	455676-1	PLATE, BASE	26
2	2	-	A	22354-8	DRAG, STUD	25
1	1	-	B	455678-1	PLATE, STRIP GUIDE	24
1	1	-	C	240825-3	PLATE, STRIP HOLD DOWN	23
2	2	-	A	4-22281-1	SPRING, DRAG	22
						21
1	1	-	A	454177-1	DRAG, STOCK	20
						19
2	2	-	C	454204-4	GUIDE, STRIP (FRONT)	18
REF	REF	-	A	454178-1	GUIDE, FEED ROD	17
REF	REF	-	A	4-22284-9	SPRING, FEED RETURN	16
						15
						14
1	1	-	C	690481-3	SPACER, HOLD DOWN	13
1	1	-	A	23846-1	SPRING, HOLD DOWN	12
1	1	-	B	240644-1	PLATE, REAR SHEAR	11
						10
1	1	-	B	690482-5	PLATE, FRONT SHEAR	9
1	1	-	D	356038-6	ANVIL	8
1	1	-	B	690474-5	BLADE, SLUG	7
1	1	-	D	2-455892-4	HOLD DOWN, TERMINAL	6
1	1	-	C	3-240641-0	SPACER, SLUG BLADE	5
1	1	-	B	238009-4	SPACER, BLOCK CRIMPER	4
1	1	-	C	3-683453-6	CRIMPER, INSULATION	3
1	1	-	B	1-455888-4	SPACER, CRIMPER	2
1	1	-	C	4-458141-6	CRIMPER, WIRE	1



- 1 RECOMMENDED SPARE PARTS.
- 2 GREASE LIGHTLY.
- 3 GUARD MUST BE IN PLACE WHEN OPERATING APPLICATOR IN A BENCH MACHINE.
- 4 LUBRICATE DAILY USING NO. 20 MACHINE OIL.
- 5. ITEMS WITH QTY OF REF SPECIFIED (EXCEPT ITEMS 78 AND 79) ARE USED ON ITEM 32.
- 6 ITEM 78 USED WITH G TERMINATOR ONLY.

THIS DRAWING IS A CONTROLLED DOCUMENT FOR AMP INCORPORATED. IT IS SUBJECT TO CHANGE AND THE CONTROLLING ENGINEERING ORGANIZATION SHOULD BE CONTACTED FOR THE LATEST REVISION.

THIS INFORMATION IS CONFIDENTIAL AND IS DISCLOSED TO YOU ON CONDITION THAT NO FURTHER DISCLOSURE IS MADE BY YOU TO OTHER THAN AMP PERSONNEL WITHOUT WRITTEN AUTHORIZATION FROM AMP INCORPORATED, HARRISBURG, PA.

680297

REVISION OF EACH ASSY NO (WHEN BLANK, USE DWG REVISION)

QTY REQD PER ASSY	DWG SIZE	PART NO	DESCRIPTION	ITEM NO
-2	-1	U/M		

PARTS LIST

MATL	HT TR	FIN
-	-	-

DIMENSIONS IN INCHES. DO NOT SCALE PRINT. TOLERANCES UNLESS OTHERWISE SPECIFIED:

DR P. MATHIAS 4-4-96 APP 4-4-96 T. ELBIN
 CHK 4-4-96 REL 7/16/96
 C. ERISMAN B. MORGAN

NAME END FEED HDM APPLICATOR MACHINE REF MINI APPL
 SCALE - DWG NO 680297 SHEET 1 OF 1 REV A