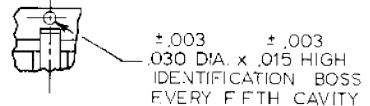
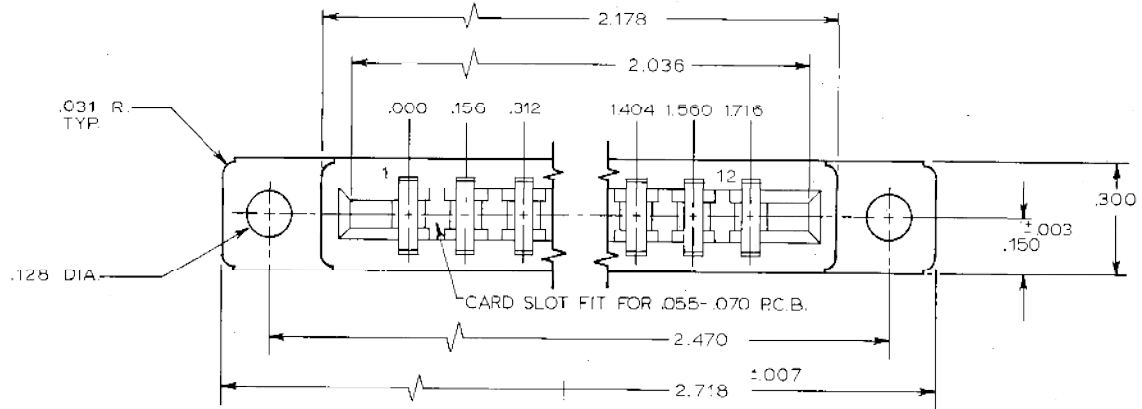


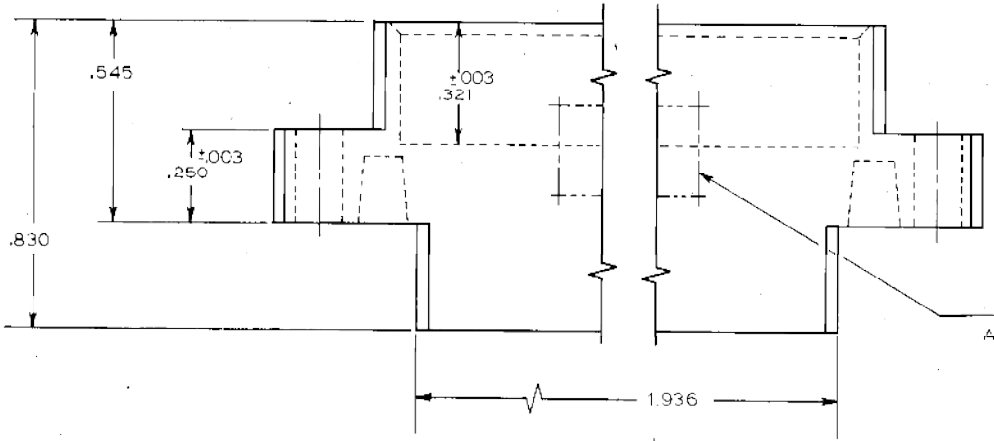
THIS DRAWING IS UNPUBLISHED. RELEASED FOR PUBLICATION NOVEMBER 8, 1967.
 © Copyright 1967 by AMP Incorporated, Harrisburg, PA. ALL INTERNATIONAL RIGHTS RESERVED. AMP PRODUCTS MAY BE COVERED BY U.S. AND FOREIGN PATENTS AND/OR PATENTS PENDING.

REVISIONS						
P	F	ZONE	LTR	DESCRIPTION	DATE	APPROVED
			F4	REDWN/AD0314	SR 5/4/84	<i>[Signature]</i>
			G	REDRAWN PER COIO-1301-94	11/5/94	<i>[Signature]</i>
			H	REV PER ECO-0030-233-01		
			K	REVISED PER ECO-17-014152	04JAN2018	RS MM
			L	REVISED PER ECO-19-014055	12SEP2019	RS MM

D



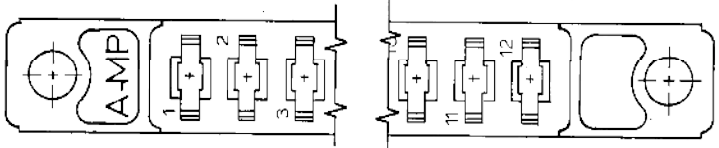
C



MARKED "AMP", PART NO., AND DATE CODE

1. USE ON CONTACT KEYING PLUG NO. 5832B3-1
2. USE CONTACT NO. 583259
3. GLASS FILLED NYLON, COLOR: BLACK, OR GLASS FILLED POLYESTER, COLOR: BLACK.

B



A

CODE IDENT		583300-1	AS SHOWN		ITEM NO
DWG. TYPE		PART NO OR IDENTIFYING NO	NOMENCLATURE OR DESCRIPTION		
REVISION OF EACH ASSY NO (WHEN BLANK, USE DWG REVISION)					
QTY REQD PER ASSY			PARTS LIST		
UNLESS OTHERWISE SPECIFIED DIMENSIONS ARE IN INCHES			CONTRACT NO		
TOLERANCES ON:			DR <i>S. Payne</i> 5-4-84		
DECIMALS ±.005			CHK <i>H.W. Rose</i> 5/30/84		
ANGLES ±			APPR <i>Lawrence W. Rose</i> 5/30/84		
MATERIAL			APPR <i>C.M. [Signature]</i> 5/30/84		
FINISH			DSGN APPD		
OTHER APPD			SIZE		
			FSCM NO		
			DRAWING NO		
			REV		
			C 00779 583300 L		
SCALE 4:1			SHEET 0F 1		