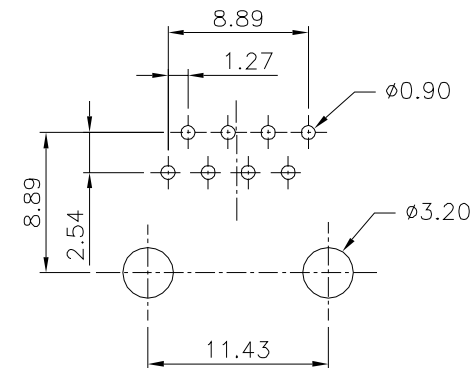
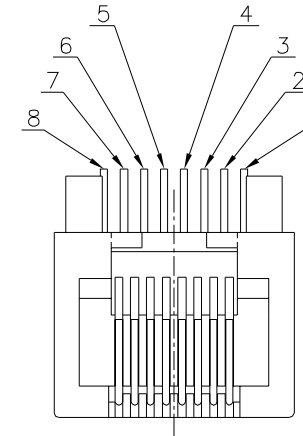
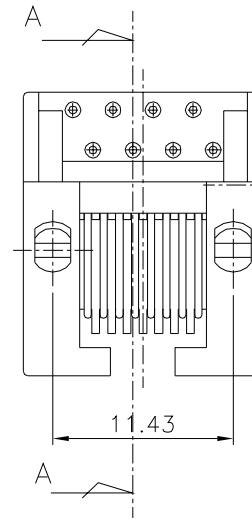


SECTION A-A



PC Board Layout T=1.6mm
Component Side Shown Tolerance±0.05mm

NOTES:

ELECTRICAL:

- 1. VOLTAGE RATING : 125 VAC RMS.
- 2. CURRENT RATING : 1.5 AMP.
- 3. CONTACT RESISTANCE : 30 MILLIOHMS MAX.
- 4. INSULATION RESISTANCE : 1000 MEGOHMS MIN @ 500 VDC.
- 5. DIELECTRIC STRENGTH : 1000 VAC RMS 60Hz, 1MIN.

MECHANICAL:

- 1. HOUSING MATERIAL : GLASS FILLED POLYESTER, UL94V-0, BLACK
- 2. CONTACT MATERIAL : PHOSPHOR BRONZE ϕ 0.46mm.
- 3. PLATING : GOLD PLATING OVER NICKEL.
- 4. OPERATING LIFE : 750 CYCLES MIN.
- 5. PCB RETENTION PRE-SOLDER : 1 LB MIN.
- 6. PCB RETENTION POST-SOLDER: 10 LBS MIN.

ENVIRONMENTAL:

- 1. STORAGE TEMPERATURE : -40°C TO +85°C.
- 2. OPERATION TEMPERATURE : -40°C TO +85°C.
- 3. WAVE SOLDER TEMPERATURE : 230°C TO 250°C (3~5 SECONDS).
- 4. RoHS COMPLIANT.

MATES WITH MODULAR PLUG CONFORMING TO
FCC PART 68, SUBPART F.

PART NUMBER	GOLD PLATING
E5388-000012-L	6u"
E5388-000013-L	15u"

DETACHED LISTS	MM (INCH)	RoHS Compliant				
	TOLERANCES EXCEPT AS NOTED		TITLE 90° L/P PCB JACK 8P			
	MM	±	DRAWING NO. CE533014-LC			
.00 ± 0.2	±	SIZE A3				
.00 ± 0.15	±	REV 0				
.000 ± 0.075	±	DRAWING NO. /PART NO. SEE TABLE				
ANGLES ± 0.5		DFTO Cothy		DO NOT SCALE DRAWING		
THIRD ANGLE PROJECTION		DATE 2006/09/11		SHEET 1 OF 1		
		SCALE : 3:1				