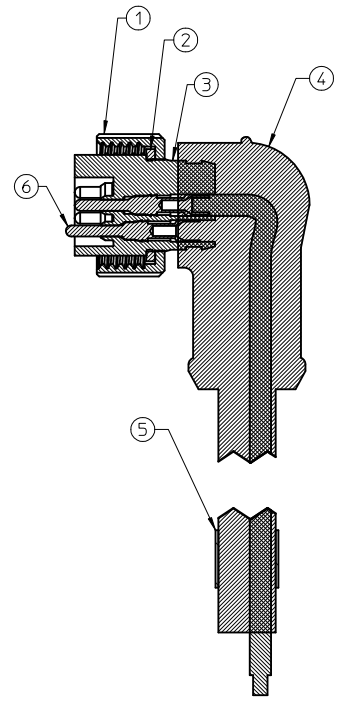
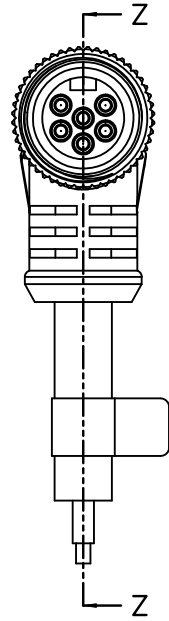
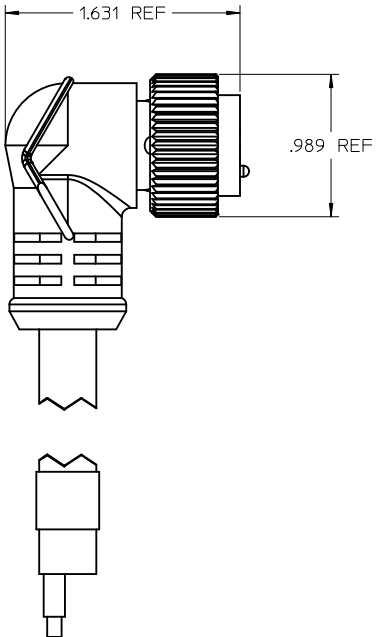


FRONT VIEW - MALE ASSEMBLY

| | | | | |
|----------------------|---|---|--|---|
| | | | | |
| 1. WHITE 2. BLACK | 1. GREEN/YELLOW 2. BLACK 3. WHITE | 1. BLACK 2. WHITE 3. RED 4. GREEN/YELLOW | 1. WHITE 2. RED 3. GREEN/YELLOW 4. ORANGE 5. BLACK | 1. WHITE 2. RED 3. GREEN/YELLOW 4. ORANGE 5. BLACK 6. BLUE |



Section Z-Z

| | | | | | | | |
|---|-------------------------------|---|---------|---|-------------------------------------|-------------------------------|------------------------|
| ENTER DESCRIPTION EC NO: WNA2010-0429 DRWIN: BWOODMAN 2010/01/12 CHKD: 2010/01/14 APPR: JFMURPHY 2010/01/14 | QUALITY SYMBOLS ▽=0 ▽=0 | GENERAL TOLERANCES (UNLESS SPECIFIED) | | DIMENSION STYLE IN/MM | SCALE 1.5:1 | DESIGN UNITS INCH | THIRD ANGLE PROJECTION |
| | | 4 PLACES ± --- ± --- 3 PLACES ± --- ± --- 2 PLACES ± --- ± --- 1 PLACE ± --- ± --- | mm INCH | DRAWN BY DATE NKUMAR01 01/11/2010 | TITLE MC 6P MP 90D 16/4 ST00W | | |
| | | ANGULAR ±1/2° | | CHECKED BY DATE BWOODMAN 01/11/2010 | MOLEX MOLEX INCORPORATED | | |
| | | DRAFT WHERE APPLICABLE MUST REMAIN WITHIN DIMENSIONS | | APPROVED BY DATE JFMURPHY 2010/01/14 | MATERIAL NO. 9999999999 | DOCUMENT NO. SD-130006-035 | SHEET NO. 1 OF 2 |

MINI A SIZE 90° MALE ASSEMBLY

| | | | | |
|--------|--------|--------|--------|--------|
| 2 POLE | 3 POLE | 4 POLE | 5 POLE | 6 POLE |
|--------|--------|--------|--------|--------|

| Sl. No. | DESCRIPTION | MATERIAL | FINISH | QUANTITY | | | | |
|---------|-------------------------------|--------------|----------------|----------|---|---|---|---|
| 1 | COUPLING NUT | ZINC DIECAST | BLACK E-COATED | 1 | 1 | 1 | 1 | 1 |
| 2 | FRICTION RING | NYLON | NATURAL | 1 | 1 | 1 | 1 | 1 |
| 3 | 2P MALE INSERT PVC A SIZE | PVC | YELLOW | 1 | | | | |
| | 3P MALE INSERT PVC A SIZE | PVC | YELLOW | | 1 | | | |
| | 4P MALE INSERT PVC A SIZE | PVC | YELLOW | | | 1 | | |
| | 5P MALE INSERT PVC A SIZE | PVC | YELLOW | | | | 1 | |
| | 6P MALE INSERT PVC A SIZE | PVC | YELLOW | | | | | 1 |
| 4 | #16 AWG YELLOW STOOW/ST CORD | PVC JACKET | YELLOW | 2 | 3 | 4 | 5 | 6 |
| 5 | LABEL.WRAP AROUND LABEL-2 x 3 | PLASTIC FILM | BLACK/YELLOW | 1 | 1 | 1 | 1 | 1 |
| 6 | PIN CONTACT | COPPER ALLOY | GOLD PLATED | 1 | 1 | 1 | 1 | 1 |

| POLE COUNT | MAX. VOLTAGE RATING | MAX. CURRENT RATING | CABLE DIAMETER |
|------------|---------------------|---------------------|----------------|
| 2 POLE | 600 VOLTS | 13 AMPS | .37" /9.4mm |
| 3 POLE | 600 VOLTS | 13 AMPS | .41" /10.4mm |
| 4 POLE | 600 VOLTS | 10 AMPS | .42" /10.7mm |
| 5 POLE | 600 VOLTS | 8 AMPS | .50" /12.7mm |
| 6 POLE | 600 VOLTS | 8 AMPS | .54" /13.7mm |

| PART NUMBER | DESCRIPTION | FINISHED LENGTH |
|-------------|---------------|--------------------------------|
| 1300060192 | 102003A01F030 | 3' +1.75" -0 [.9M + 44.5 -0] |
| 1300060194 | 102003A01F060 | 6' +2.19" -0 [1.8M + 55.6 -0] |
| 1300060196 | 102003A01F120 | 12' +3.50" -0 [3.7M +88.9 -0] |
| 1300060200 | 102003A01F200 | 20' +6.50" -0 [6.1M +165.1 -0] |
| 1300060643 | 103003A01F030 | 3' +1.75" -0 [.9M + 44.5 -0] |
| 1300060647 | 103003A01F060 | 6' +2.19" -0 [1.8M + 55.6 -0] |
| 1300060651 | 103003A01F120 | 12' +3.50" -0 [3.7M +88.9 -0] |
| 1300060657 | 103003A01F200 | 20' +6.50" -0 [6.1M +165.1 -0] |
| 1300061084 | 104003A01F030 | 3' +1.75" -0 [.9M + 44.5 -0] |
| 1300061087 | 104003A01F060 | 6' +2.19" -0 [1.8M + 55.6 -0] |
| 1300061090 | 104003A01F120 | 12' +3.50" -0 [3.7M +88.9 -0] |
| 1300061095 | 104003A01F200 | 20' +6.50" -0 [6.1M +165.1 -0] |
| 1300061516 | 105003A01F030 | 3' +1.75" -0 [.9M + 44.5 -0] |
| 1300061518 | 105003A01F060 | 6' +2.19" -0 [1.8M + 55.6 -0] |
| 1300061521 | 105003A01F120 | 12' +3.50" -0 [3.7M +88.9 -0] |
| 1300061524 | 105003A01F200 | 20' +6.50" -0 [6.1M +165.1 -0] |
| 1300061700 | 106003A01F030 | 3' +1.75" -0 [.9M + 44.5 -0] |
| 1300061703 | 106003A01F060 | 6' +2.19" -0 [1.8M + 55.6 -0] |
| 1300061706 | 106003A01F120 | 12' +3.50" -0 [3.7M +88.9 -0] |
| 1300061713 | 106003A01F200 | 20' +6.50" -0 [6.1M +165.1 -0] |

| | | | | | | | | | |
|---|-------------------------------|---|--|----------------------------|--------------------|-------------------------------------|----------------------|------------------------|---------------------|
| ENTER DESCRIPTION EC NO: MNA2010-0429 DRWN:WOODMAN 2010/01/12 CHKD: 2010/01/14 APPR:JFMURPHY 2010/01/14 1 | QUALITY SYMBOLS ▽=0 ▽=0 | GENERAL TOLERANCES (UNLESS SPECIFIED) | | DIMENSION STYLE IN/MM | | SCALE 3:1 | DESIGN UNITS INCH | THIRD ANGLE PROJECTION | |
| | | 4 PLACES ± --- ± --- 3 PLACES ± --- ± --- 2 PLACES ± --- ± --- 1 PLACE ± --- ± --- | mm INCH ± --- ± --- ± --- ± --- ± --- ± --- | DRAWN BY NKUMAR01 | DATE 01/11/2010 | TITLE MC 6P MP 90D 16/4 STOOW | | | |
| | | ANGULAR ±1/2° | | CHECKED BY BWOODMAN | DATE 01/11/2010 | APPROVED BY JFMURPHY | | | DATE 2010/01/14 |
| | | DRAFT WHERE APPLICABLE MUST REMAIN WITHIN DIMENSIONS | | MATERIAL NO. 9999999999 | | DOCUMENT NO. SD-130006-035 | | | SHEET NO. 2 OF 2 |