

CTSFW7040F Series

From .22 μ H to 4.7 μ H



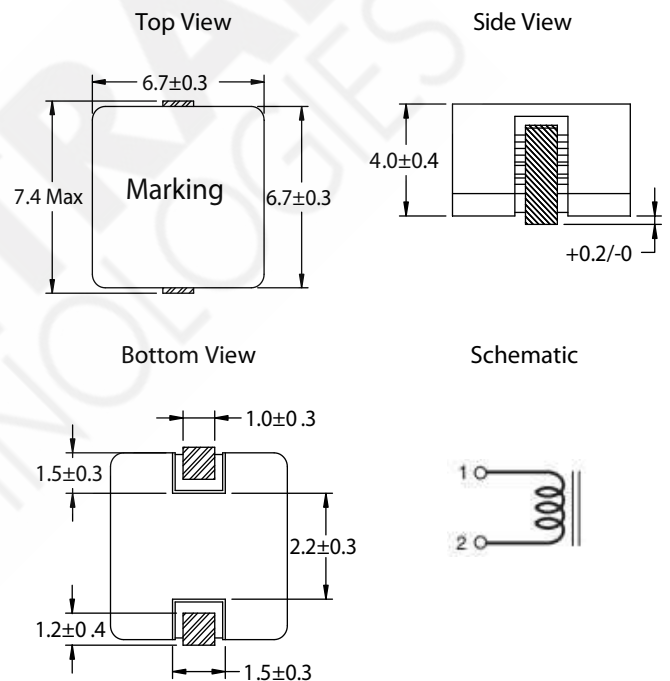
SPECIFICATIONS

*Isat: Value of inductance decrease within 30%
 **I_{rms}(A): A rise in temperature of core surface is within 50°C

Part Number	Inductance $\pm 20\%$ (μ H)	DCR Nom.(Max.) (m Ω)	*Isat(A) Drop $\leq 30\%$	**I _{rms} (A) Rise $\leq 50^\circ$ C
CTSFW7040F-R22M	0.22	1.10(1.20)	32.00	21.00
CTSFW7040F-R40M	0.40	1.85(2.04)	25.00	19.00
CTSFW7040F-R68M	0.68	3.10(3.40)	20.00	17.00
CTSFW7040F-1R0M	1.00	4.60(5.10)	19.00	15.00
CTSFW7040F-1R5M	1.50	6.60(7.30)	14.00	11.00
CTSFW7040F-2R2M	2.20	11.40(12.50)	13.00	9.00
CTSFW7040F-3R3M	3.30	17.20(18.50)	11.00	6.50
CTSFW7040F-4R7M	4.70	19.50(21.50)	7.00	6.00

PHYSICAL DIMENSIONS

Unit: mm



CHARACTERISTICS

Description: SMD flat wire high current power inductors

Features:

- Magnetic shielded structure, excellent resistance to electromagnetic interference
- Flat wire winding, achieve a low DC resistance
- Lightweight design, save space, suitable for high density SMT

Applications: Low loss, high efficiency, wide application frequency, and application scope

Operating Temperature: -55°C to +150°C

Inductance Tolerance: $\pm 20\%$

Testing: Inductance at 100kHz, 0.1V

Packaging: Tape & Reel.

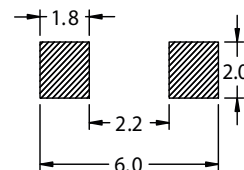
Miscellaneous: **RoHS Compliant.**

Additional Information: Additional electrical & physical information available upon request.

Samples available. See website for ordering information.

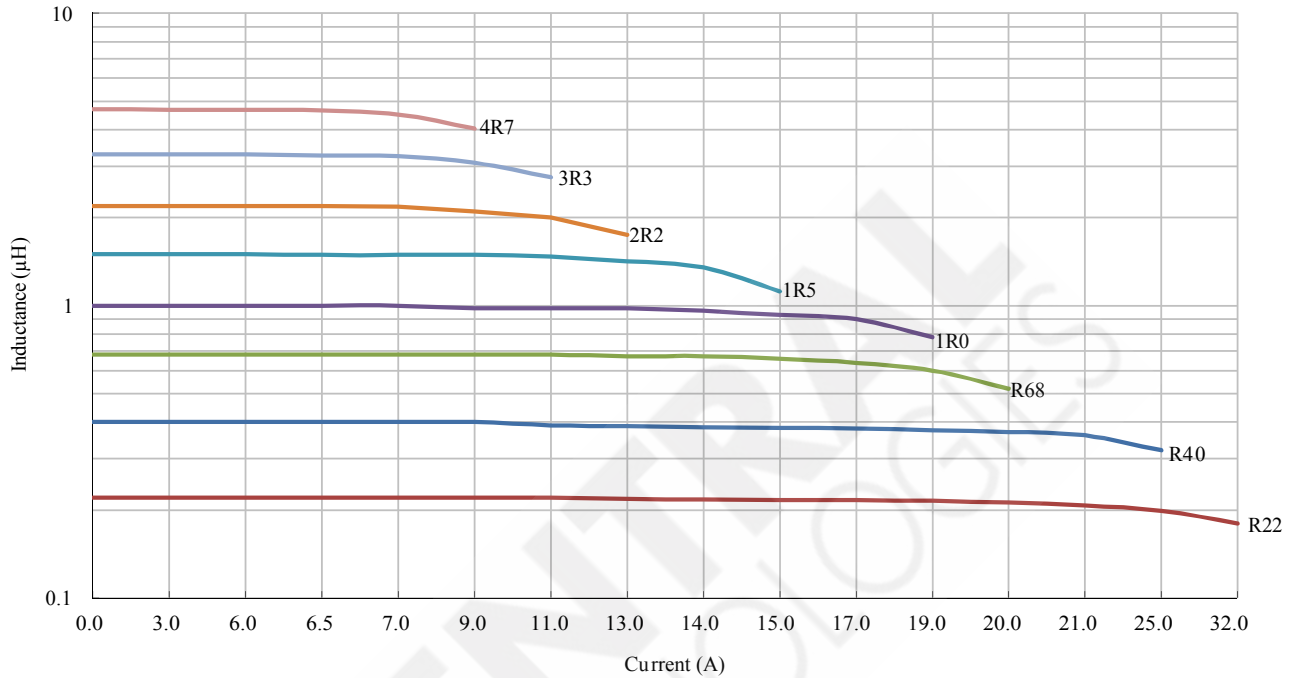
PAD LAYOUT

Unit: mm



CTSFW7040F Series

Typical Inductance vs Current Characteristics



Typical Temperature Rise vs Current Characteristics

