

# XY2CE1A297H7

Latching emergency stop rope pull switch,  
Telemecanique rope pull switches XY2C, cable  
300 VAC 10amp XY2CE+opt



## Main

Range of Product	Telemecanique Emergency stop rope pull switches XY2C
Product or Component Type	Latching emergency stop rope pull switch
Device short name	XY2CE
Housing colour	Red RAL 3000
Overtoltage category	Class I EN/IEC 61140 Class I NF C 20-030

## Complementary

Local signalling	With pilot light, red, 230 V
Number of cables	1
Trigger cable maximum length	229.66 ft (70 m)
Body Material	Zamak
Cover Material	Stainless steel
Reset	By booted push-button
[Us] rated supply voltage	230...240 V AC
Contacts type and composition	2 NC + 2 NO
Contact operation	Slow-break
Trigger cable anchor point	RH side
Light block supply	Direct
Connections - terminals	Screw clamp terminal, 1 x 0.5...2 x 1.5 mm <sup>2</sup>
Tightening torque	7.08...10.62 lbf.in (0.8...1.2 N.m)
Cable entry number	3 tapped entry 1/2" NPT conduit entry
Safety level	Can reach PL = e with the appropriate monitoring system and correctly wired EN/ISO 13849-1 Can reach category 4 with the appropriate monitoring system and correctly wired EN/ISO 13849-1 Can reach SIL 3 with the appropriate monitoring system and correctly wired EN/IEC 61508
Safety reliability data	B10d = 300000 value given for a life time of 20 years limited by mechanical or contact wear IEC 60947-5-5
Marking	CE
Mechanical durability	60000 cycles
Distance between cable supports	16.40 ft (5 m)
[Ie] rated operational current	3 A 240 V, AC-15, A300 EN/IEC 60947-5-1 appendix A 0.27 A 250 V, DC-13, Q300 EN/IEC 60947-5-1 appendix A
[Ithe] conventional enclosed thermal current	10 A
[Ui] rated insulation voltage	400 V 3)EN/IEC 60947-1 300 VUL 508 300 VCSA C22.2 No 14
[Uimp] rated impulse withstand voltage	6 kV EN/IEC 60947-1
Positive opening	With EN/IEC 60947-5-1
Maximum resistance across terminals	25 MOhm EN/IEC 60255-7 category 3 25 MOhm NF C 93-050 method A
Short-circuit protection	10 A cartridge fuse gG EN/IEC 60269

Terminals description ISO n°1	(21-22)NC (13-14)NO
Net Weight	3.24 lb(US) (1.47 kg)
Compatibility code	XY2CE

## Environment

Standards	EN/ISO 13850 Machinery directive 2006/42/EC EN/IEC 60947-5-5 Work equipment directive 2009/104/EC EN/IEC 60204-1 UL 508 EN/IEC 60947-5-1 CSA C22.2 No 14
Product certifications	UL category NISD emergency stop devices CSA CCC
Protective treatment	TC
Ambient Air Temperature for Operation	-13...158 °F (-25...70 °C)
Ambient Air Temperature for Storage	-40...158 °F (-40...70 °C)
Vibration resistance	10 gn 10...300 Hz)EN/IEC 60068-2-6
Shock resistance	50 gn 11 ms EN/IEC 60068-2-27
IP degree of protection	IP66 IEC 60529




## Ordering and shipping details

Category	22441-LIMIT SWITCHES,CABLE PULL
Discount Schedule	T
GTIN	3389119085397
Nbr. of units in pkg.	1
Package weight(Lbs)	3.26 lb(US) (1.48 kg)
Returnability	No
Country of origin	MA

## Packing Units

Unit Type of Package 1	PCE
Package 1 Height	5.91 in (15 cm)
Package 1 width	11.81 in (30 cm)
Package 1 Length	15.75 in (40 cm)

## Offer Sustainability

California proposition 65	WARNING: This product can expose you to chemicals including: Diisononyl phthalate (DINP), which is known to the State of California to cause cancer, and Di-isodecyl phthalate (DIDP), which is known to the State of California to cause birth defects or other reproductive harm. For more information go to <a href="http://www.P65Warnings.ca.gov">www.P65Warnings.ca.gov</a>
REACH Regulation	 <a href="#">REACH Declaration</a>
EU RoHS Directive	Pro-active compliance (Product out of EU RoHS legal scope)  <a href="#">EU RoHS Declaration</a>
Mercury free	Yes
RoHS exemption information	 <a href="#">Yes</a>

## Contractual warranty

Warranty	18 months
----------	-----------