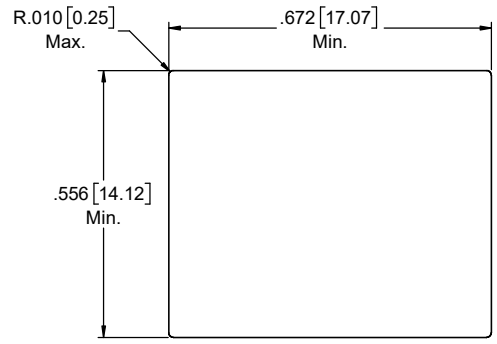
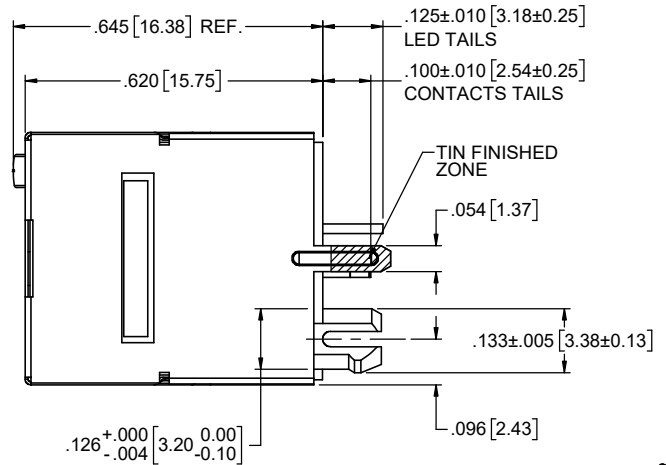
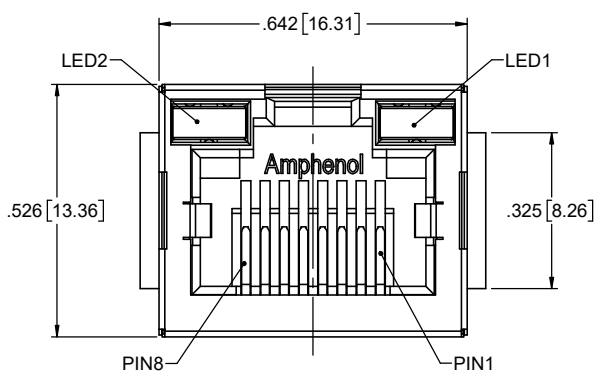
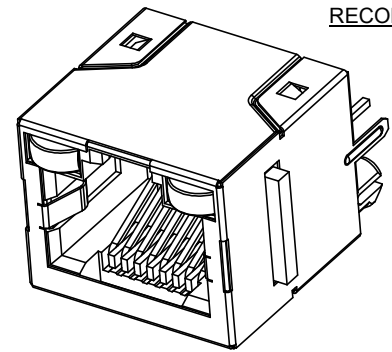
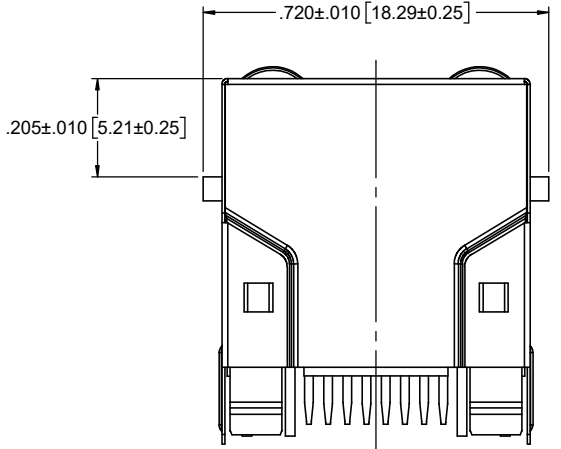


REVISIONS			
REV	DESCRIPTION, ECN, EAR NO.	DATE	APP'D
Q	CORRECT DRAWING	MAY29/21	L.CHAN
R	REVISE DRAWING WITH REAL SHIELD	MAY07/22	L.CHAN



RECOMMEND PANEL CUTOUT



MATERIALS:

PLASTIC HOUSING: HIGH TEMPERATURE THERMOPLASTIC
FLAMMABILITY RATING UL 94V-0, COLOR: BLACK

CONTACTS: PHOSPHOR BRONZE
PLATING: 30 u" [0.76 MICRONS]
MIN. GOLD ON MATING SURFACES.
50 u" [1.27 MICRONS]
MIN. NICKEL UNDERPLATE
100 u" [2.54 MICRONS]
MIN. MATTE TIN ON CONTACT TAILS.

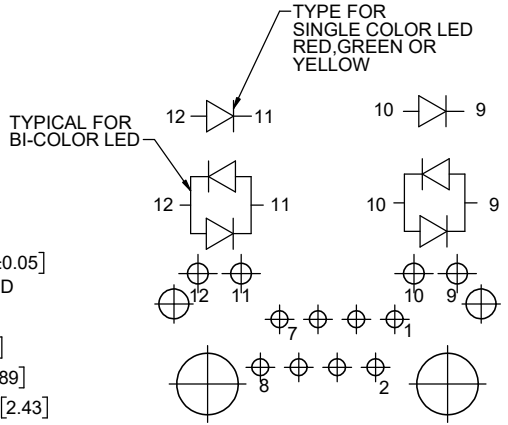
SHIELD: STAINLESS STEEL WITH TIN FINISHED ON SOLDER TAILS.

PACKAGING: TRAY PACKAGING, 110PCS/TRAY, 1320PCS/CARTON

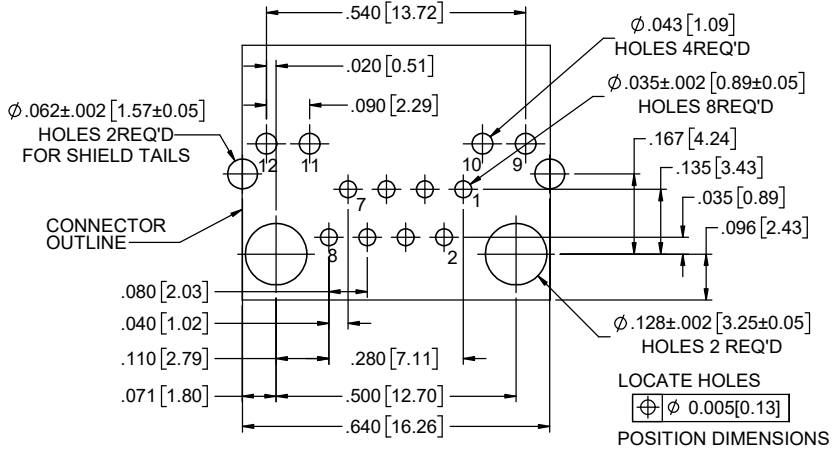
RECOMMENDED SOLDERING TEMPERATURE:
WAVE SOLDERING TEMPERATURE AT 260 °C MAXIMUM
FOR 5 SEC MAXIMUM.

AMPHENOL PART NUMBER: RJHSE-338X

REFE TO LED OPTION
DRAWING FOR ORDERING
CODE



LED SCHEMATIC



RECOMMENDED P.C.B LAYOUT
COMPONENT SIDE OF BOARD

LOCATE HOLES
⊕ ⌀ 0.005 [0.13]
POSITION DIMENSIONS
ARE BASIC

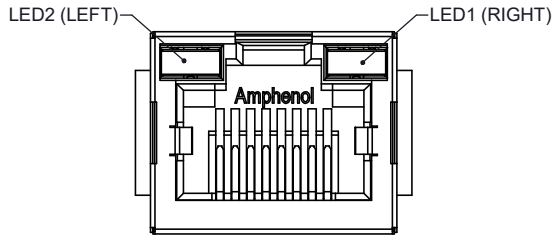
UNLESS SPECIFIED OTHERWISE	DRAWN	W.QIU	MAY07/22
PRIMARY UNITS	CHECKED	KELVIN.T	MAY07/22
SECONDARY	M.E. APP'D		
REFERENCE IN PARENTHESES	Q.A. APP'D		
GENERAL TOLERANCES	DWG APPR.	L.CHAN	MAY07/22
1 DECIMAL PLACE	ENG. REL. NO.		
2 DECIMAL PLACES	REF.		
3 DECIMAL PLACES	THIRD ANGLE PROJECTION		
ANGULAR DEGREES	DO NOT SCALE DRAWING		

Amphenol Canada Corp.
Commercial Products

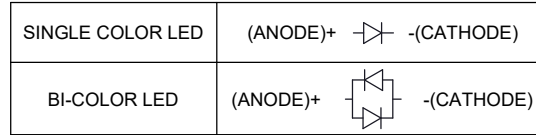
MODULAR JACK, RJ45, SINGLE PORT,
VERTICAL MOUNT, 8P8C, WITHOUT
LEDS- RoHS COMPLIANT

DWG. NO. **P-RJHSE-338X** REV **R**

CODE ID NO. 03554 DWG SIZE: X SCALE: 5:1 SHEET 1 OF 2



TYPICAL FOR SINGLE & MULTI-PORT



EXAMPLE:

PART NUMBER RJHSE-338X

LED COLOR CODE

CODE	LED2 (LEFT)	LED1 (RIGHT)	CODE	LED2 (LEFT)	LED1 (RIGHT)	CODE	LED2 (LEFT)	LED1 (RIGHT)
0	BLOCKED	BLOCKED	9	GREEN	BLOCKED	J	BIC RD/GR	YELLOW
1	YELLOW	GREEN	A	BIC GR/YE	BIC GR/YE	K	YELLOW	BIC GR/OR
2	BLOCKED	GREEN	B	BIC RD/GR	BIC RD/GR	L	BIC GR/YE	RED
3	YELLOW	BLOCKED	C	BIC RD/GR	BIC GR/YE	M	RED	YELLOW
4	GREEN	YELLOW	D	GREEN	BIC GR/YE	N	BIC GR/RD	BIC GR/YE
5	GREEN	GREEN	E	YELLOW	BIC GR/YE	P	GREEN	BIC RD/GR
6	YELLOW	YELLOW	F	BIC GR/YE	YELLOW	R	BIC GR/OR	GREEN
7	RED	GREEN	G	BIC GR/OR	BIC GR/OR	T	RED	RED
8	GREEN	RED	H	BIC GR/YE	GREEN	V	BIC RD/GR	GREEN
						W	ADDITIONAL OPTION	

PART NUMBER RJHSE-338W-01Y

ADDITIONAL LED COLOR CODE
DENOTES ADDITIONAL LED OPTIONS TO BE USED

CODE	LED2 (LEFT)	LED1 (RIGHT)	CODE	LED2 (LEFT)	LED1 (RIGHT)	CODE	LED2 (LEFT)	LED1 (RIGHT)
0	DO NOT USE		F	GREEN	BIC GR/OR	Y	YELLOW	BIC YE/GR
1	RED	BLOCKED	G	GREEN	ORANGE			
2	BIC GR/OR	YELLOW	H	BIC OR/GR	BIC OR/GR	B	LOWC YE	LOWC GR
3	YELLOW	RED	J	BIC YE/GR	BIC YE/GR	C	LOWC GR	LOWC YE
4	BLOCKED	RED	K	BLOCKED	WHITE	D	LOWC GR	LOWC GR
5	BLOCKED	YELLOW	L	GREEN	BIC YE/GR			
6	RED	BIC RD/GR	N	BLUE	RED			
7	BLOCKED	BIC RD/GR	P	BLOCKED	BIC GR/YE			
8	BIC RD/GR	BLOCKED	R	BIC GR/RD	BIC GR/RD			
9	BIC GR/YE	BLOCKED	T	BLOCKED	BIC YE/GR			
A	BIC OR/GR	GREEN	U	ORANGE	BIC GR/YE			
E	BIC GR/YE	BIC GR/RD	V	BLOCKED	BIC GR/RD			

REVISIONS			
REV	DESCRIPTION, ECN, EAR NO.	DATE	APP'D
Q	CORRECT DRAWING	MAY29/21	L.CHAN
R	REVISE DRAWING WITH REAL SHIELD	MAY07/22	L.CHAN

LED SPECIFICATIONS:
 FORWARD VOLTAGE: 2.1 VOLTS TYP.
 FORWARD VOLTAGE: 2.9 VOLTS FOR WHITE
 FORWARD VOLTAGE: 3.1 VOLTS FOR BLUE
 REVERSE VOLTAGE: 5.0 VOLTS MIN.
 LUMINOUS INTENSITY:
 18.6 mcd MIN. (AT If=20mA) TYP.
 480 mcd MIN. (AT If=5mA) FOR WHITE
 110 mcd MIN. (AT If=20mA) FOR BLUE

OPERATING TEMPERATURE: -55° TO 85° C
 LEAD SOLDERING TEMPERATURE: 260° C
 (5 SEC. 1/16" FROM CASE)
 PLATING ON TAILS: TIN OR TIN/COPPER
 ALLOY OVER SILVER

PRIMARY COLOR FOR BI-COLOR
 LEDS IN STANDARD ANODE/
 CATHODE CONFIGURATION IS:
 RED-GREEN= RED
 RED-YELLOW= RED
 GREEN-YELLOW= GREEN
 GREEN-ORANGE= GREEN

LEGEND

- BIC=BI-COLOR LED
- LOWC=LOW CURRENT LED
- YE=YELLOW
- GR=GREEN
- RD=RED
- OR=ORANGE

NOTE:
 THE TWO DIGITS PRECEDING THE
 ADDITIONAL LED CODE MUST BE
 USED IN THE PART NUMBER, WHEN
 ORDERING ANY OF THE ADDITIONAL
 LED OPTIONS.

UNLESS SPECIFIED OTHERWISE	DRAWN	W.QIU	MAY07/22
PRIMARY UNITS	INCHES	CHECKED	KELVIN.T
SECONDARY	MILLIMETERS	M.E. APP'D	
REFERENCE IN PARENTHESES		Q.A. APP'D	
GENERAL TOLERANCES	DWG APPR.	L.CHAN	MAY07/22
1 DECIMAL PLACE	ENG. REL. NO.		
2 DECIMAL PLACES	REF.		
3 DECIMAL PLACES	THIRD ANGLE PROJECTION		
ANGULAR DEGREES	DO NOT SCALE DRAWING		

Amphenol Canada Corp.
 Commercial Products

MODULAR JACK, RJ45, SINGLE PORT,
 VERTICAL MOUNT, 8P8C, WITHOUT
 LEDS- RoHS COMPLIANT

DWG. NO. **P-RJHSE-338X** REV **R**

CODE ID NO. 03554 DWG SIZE: X SCALE: 4:1 SHEET 2 OF 2