

## Connector in molded plastic on both sides - K-7E-M23 M9/010-D03/M23 F8 - 1620414

Please be informed that the data shown in this PDF Document is generated from our Online Catalog. Please find the complete data in the user's documentation. Our General Terms of Use for Downloads are valid (<http://phoenixcontact.com/download>)



Connector in molded plastic on both sides, Length: 10 m, Color of outer sheath: orange RAL 2003

### Product Features

- Our standard: robust halogen-free PUR cable
- Simple and safe: 100% electrically tested and assembled ready for use
- Designs with pre-assembled cables on one or both sides
- High flexibility: customer-specific assemblies and cable lengths can be supplied



### Key Commercial Data

Packing unit	1 pc
Custom tariff number	85444290
Country of origin	Germany

### Technical data

Conductor length	10 m
Nominal current	26 A

### Connector specifications

Type	straight plastic-sheathed
Thread type	M23
Locking type	Screw locking
Degree of protection	IP67, when in locked state
Number of positions	4+3+PE
Direction of rotation	Standard
Type of contact	Socket

# Connector in molded plastic on both sides - K-7E-M23 M9/010-D03/M23 F8 - 1620414

## Technical data

### Connector specifications

Insertion/withdrawal cycles	50
Contact resistance	< 0.3 mΩ
Max. current	30 A
Voltage	630 V
Overvoltage category	III
Degree of pollution	3
Rated surge voltage	6 kV
Ambient temperature (operation)	-40 °C ... 105 °C

### Cable specifications

Type of cable	PSLC11Y-J
Shielded	yes
Cable structure	4 x 2.5 mm <sup>2</sup> + 2 x 2 x 1.0 mm <sup>2</sup> StC
External cable diameter	13.5 mm ±0.4 mm
Outer sheath, material	PUR
Material wire insulation	TPM
External sheath, color	orange RAL 2003
Nominal voltage, cable	1000 V
Test voltage	4 kV (2 kV signal)
Smallest bending radius, movable installation	135 mm
Number of bending cycles	10000000
Bending radius	135 mm
Traversing path	6 m
Acceleration	5 m/s <sup>2</sup>
Ambient temperature for fixed installation	-40 °C ... 80 °C
Ambient temperature for flexible installation	-20 °C ... 60 °C
Special properties	Flexible cable conduit capable
Flame resistance	IEC 332-1
Halogen-free	DIN VDE 0472

### Connector specifications (second page)

Type	straight plastic-sheathed
Housing material	Zinc die-cast
Thread type	M23
Degree of protection	IP67, when in locked state
Number of positions	4+3+PE
Direction of rotation	Standard

# Connector in molded plastic on both sides - K-7E-M23 M9/010-D03/M23 F8 - 1620414

## Technical data

Connector specifications (second page)

Type of contact	Male connector
Insertion/withdrawal cycles	50
Contact resistance	< 0.3 mΩ
Max. current	30 A
Voltage	630 V
Overvoltage category	III
Degree of pollution	3
Rated surge voltage	6 kV
Ambient temperature (operation)	-40 °C ... 105 °C

## Classifications

eCl@ss

eCl@ss 4.0	27060306
eCl@ss 4.1	27060306
eCl@ss 5.0	27061801
eCl@ss 5.1	27061801
eCl@ss 6.0	27279218
eCl@ss 7.0	27279218
eCl@ss 8.0	27062011
eCl@ss 9.0	27062011

ETIM

ETIM 3.0	EC001121
ETIM 4.0	EC001855
ETIM 5.0	EC001578

UNSPSC

UNSPSC 6.01	26121604
UNSPSC 7.0901	26121604
UNSPSC 11	26121604
UNSPSC 12.01	26121604
UNSPSC 13.2	26121604

## Approvals

Approvals

# Connector in molded plastic on both sides - K-7E-M23 M9/010-D03/M23 F8 - 1620414

## Approvals

Approvals

EAC

Ex Approvals

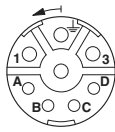
Approvals submitted

Approval details

EAC

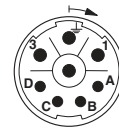
## Drawings

Schematic diagram



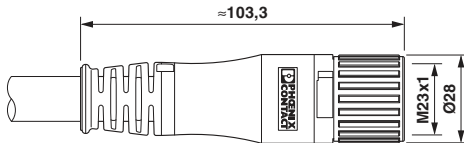
Socket pin assignment

Schematic diagram



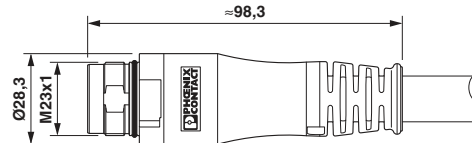
Pin assignment of pin

Dimensional drawing



On the female side

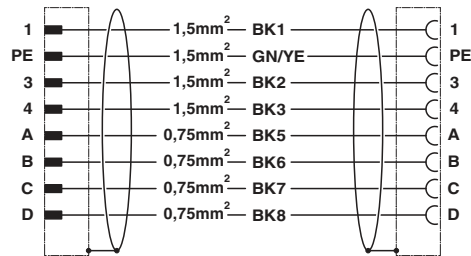
Dimensional drawing



Pin side

# Connector in molded plastic on both sides - K-7E-M23 M9/010-D03/M23 F8 - 1620414

Circuit diagram



Contact assignment of M23 plugs/sockets