

1

2

3

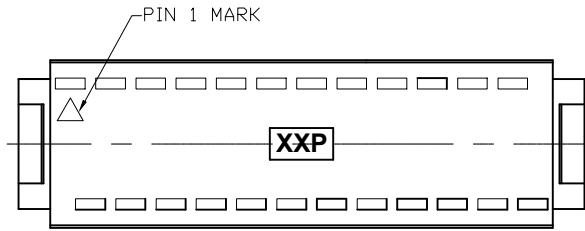
4

5

6

7

A



B

NOTES:

MATERIAL

- 1. Insulator Material: PBT+30%GF(UL94V-0), Black
- 2. Contact Material : Brass
- 3. Contact Plating : Sn Over Ni

ELECTRICAL

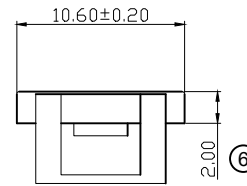
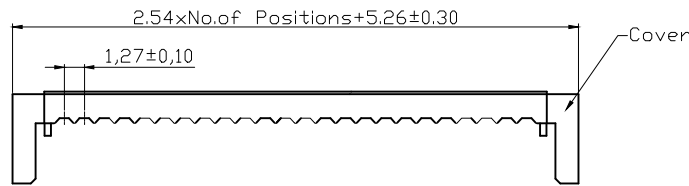
- 1. Current Rating : 3.0AMP
- 2. Withstand Voltage : 1000V AC/DC
- 4. Contact Resistance : 20mΩ max
- 5. Insulation Resistance: 1000MΩ min
- ⑦ 6. Recommended Mating Wire: 26~30AWG

ENVIRONMENTAL

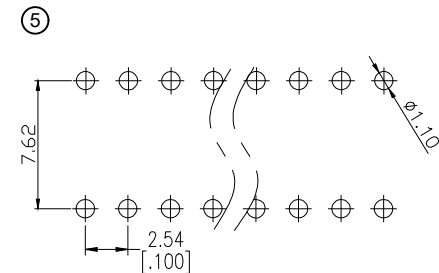
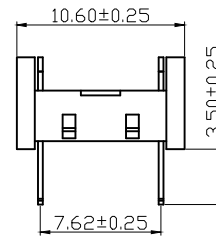
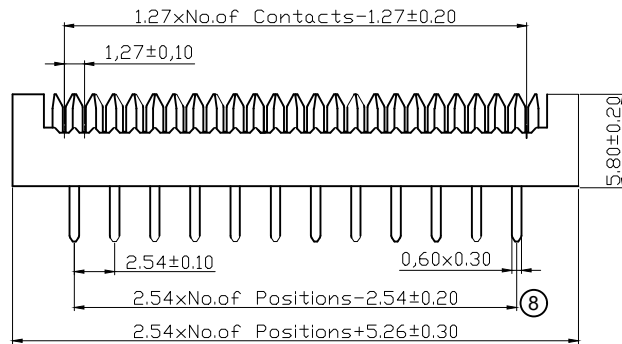
- 1. Operation Temperature: -40°C to +105°C
- 2. Packing : Tray

Order Information (2.54x7.62):
contacts xx : 08, 10, 14, 16, 18, 20

C



D



Recommended P.C.B Layout (Top Side)
(PCB BOARD TOLERANCE ±0.05)

E

F

RoHS compliant

Scale	1:1	⑧	Correct dimensioning	02.03.2023	Daniel		Date	Name	Customer-No.
TOLERANCE		⑦	Add recommended mating wire AWG	22.02.2023	Daniel	Drawn	25.01.2006	Alex	ASSMANN WSW-No. ADIP xx Z-LC
X.X	±0.40	⑥	Update	15.06.2018	Xavier	Approved	02.03.2023	Daniel	
X.XX	±0.25	⑤	Add recommended PCB layout	16.07.2015	Ray				Drawing-No.
X.XXX	±0.15	④	Add sheet 2	21.01.2010	Dean				ASS 2320 CO
Angle	±3°	③	Modify drawing	28.12.2009	Dean				rev08
		Id.	Modification	Date	Name				Replace

1

2

3

4

5

6

7

H

A

B

C

D

E

F

G

H

1 2 3 4 5 6 7

A

B

C

D

E

F

G

H

Dimensions (Pitch=15.24mm)

Positions	A	B	C	D
24	27.94	35.74	15.24	18.22
28	33.02	40.82	15.24	18.22
40	48.26	56.06	15.24	18.22

NOTES:
MATERIAL
 1. Insulator Material: PBT+30%GF(UL94V-0), Black
 2. Contact Material : Brass
 3. Contact Plating : Sn Over Ni
ELECTRICAL
 1. Current Rating : 1.0AMP
 2. Withstand Voltage : 500V AC/DC
 4. Contact Resistance : 30mΩ max at 1 AMP DC.
 5. Insulation Resistance: 1000MΩ at 500 VDC
 ⑦ 6. Recommended Mating Wire: 26~30AWG
ENVIRONMENTAL
 1. Packing : Tray

Order Information(2.54x15.24):
 contacts xx : 24,28,40

Recommended P.C.B Layout(Top Side)
 (PCB BOARD TOLERANCE±0.05)

RoHS compliant

Scale	1:1	⑧	Correct dimensioning	02.03.2023	Daniel		Date	Name	Customer-No.
TOLERANCE		⑦	Add recommended mating wire AWG	22.02.2023	Daniel	Drawn	25.01.2006	Alex	ASSMANN WSW-No. ADIP xx Z-LC
X.	±0.38	⑥	Update	15.06.2018	Xavier	Approved	02.03.2023	Daniel	
X.X	±0.25	⑤	Add recommended PCB layout	16.07.2015	Ray				Drawing-No.
X.XX	±0.13	④	Add sheet 2	21.01.2010	Dean				ASS 2320 CO
Angle		③	Modify drawing	28.12.2009	Dean				rev08
X°	±3°	Id.	Modification	Date	Name				Replace
									2/2

1 2 3 4 5 6 7