



Main

| | |
|------------------------------|--|
| Range of Product | Modicon M171/M172 |
| Product or Component Type | Controller |
| Product Specific Application | HVAC and pumping solution |
| Variant | Programmable |
| Total inputs/outputs | 22 |
| Discrete input number | 6 |
| Discrete output number | 1 open collector 3 relay outputs SPST with same common 2 solid state SSR with independent common |
| Discrete output current | 2 A relay 2 A triac |
| Analogue input number | 2 configurable 3 analog input NTC |
| Analogue output number | 3 voltage 0...10 V 1 PWM/PPM 20 kHz, 12 V, 35 mA 2 triac 3 A |

Complementary

| | |
|---------------------------|--|
| Number of port | 1 LAN expansion bus 1 RS485 - screw terminal block Modbus serial link) |
| Input/output number | 5 analog output 6 digital input 5 analog input 6 digital output |
| Discrete input logic | Sink or source (positive/negative) |
| Contacts usage | Volt-free contacts |
| Analogue input type | Voltage 0...5 V ratiometric) Voltage 0...10 V NTC temperature probe - 50...100 °C 0.1 °C Current 0...20 mA/4...20 mA Voltage 0...1 V |
| Sensor power supply | 12 V DC 85 mA 5 V DC 20 mA |
| [Us] rated supply voltage | 12...24 V +/- 10 % AC 24 V +/- 10 % DC |
| Power consumption in W | 4 W |
| Realtime clock | Built-in -4...131 °F (-20...55 °C) |
| Display type | Four 7-segment display units |
| Overvoltage category | II |
| Local signalling | 6 LEDs (red) 5 LEDs (green) For programmable 7 LEDs (amber) |
| Mounting Support | Flush mounting |
| Width | 2.91 in (74 mm) |
| Height | 1.26 in (32 mm) |
| Depth | 2.99 in (76 mm) |
| Net Weight | 0.36 lb(US) (0.164 kg) |

The information provided in this documentation contains general descriptions and/or technical characteristics of the performance of the products contained herein. This documentation is not intended as a substitute for and is not to be used for determining suitability or reliability of these products for specific user applications. It is the duty of any such user or integrator to perform the appropriate and complete risk analysis, evaluation and testing of the products with respect to the relevant specific application or use thereof. Neither Schneider Electric Industries SAS nor any of its affiliates or subsidiaries shall be responsible or liable for misuse of the information contained herein.

Environment

| | |
|---------------------------------------|--|
| Directives | 2006/95/EC - low voltage directive 86/188/EEC - physical agents (noise) directive |
| Standards | EN/IEC 60730 |
| Product Certifications | CSA CE CURus EAC |
| Ambient air temperature for operation | -4...131 °F (-20...55 °C) UL 60730-1 |
| Ambient Air Temperature for Storage | -40...185 °F (-40...85 °C) |
| Relative humidity | 10...90 % non-condensing |
| IP degree of protection | IP20 |
| Pollution degree | 2 |



Ordering and shipping details

| | |
|-----------------------|------------------------------------|
| Category | 22537-M171 / M172 HVAC CONTROLLERS |
| Discount Schedule | PC12 |
| GTIN | 3606480752797 |
| Nbr. of units in pkg. | 1 |
| Package weight(Lbs) | 10.19 oz (289.0 g) |
| Returnability | No |
| Country of origin | IT |

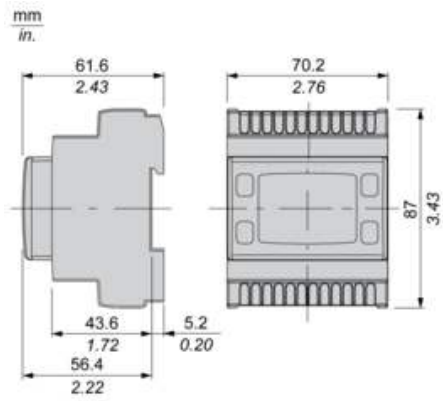
Packing Units

| | |
|------------------------------|------------------------|
| Unit Type of Package 1 | PCE |
| Package 1 Height | 3.58 in (9.1 cm) |
| Package 1 width | 5.12 in (13.0 cm) |
| Package 1 Length | 7.28 in (18.5 cm) |
| Unit Type of Package 2 | S02 |
| Number of Units in Package 2 | 6 |
| Package 2 Weight | 4.72 lb(US) (2.142 kg) |
| Package 2 Height | 5.91 in (15.0 cm) |
| Package 2 width | 11.81 in (30.0 cm) |
| Package 2 Length | 15.75 in (40.0 cm) |

Offer Sustainability

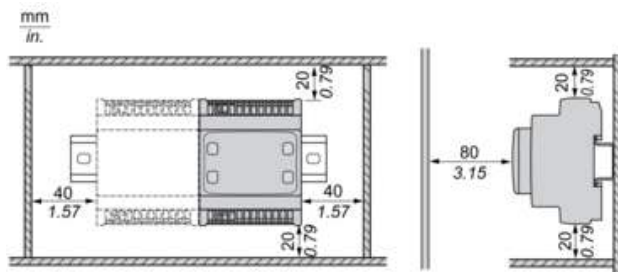
| | |
|----------------------------|---|
| Sustainable offer status | Green Premium product |
| California proposition 65 | WARNING: This product can expose you to chemicals including: Lead and lead compounds, which is known to the State of California to cause cancer and birth defects or other reproductive harm. For more information go to www.P65Warnings.ca.gov |
| REACH Regulation |  REACH Declaration |
| REACH free of SVHC | Yes |
| EU RoHS Directive | Pro-active compliance (Product out of EU RoHS legal scope)  EU RoHS Declaration |
| Mercury free | Yes |
| RoHS exemption information |  Yes |
| China RoHS Regulation |  China RoHS Declaration |
| Environmental Disclosure |  Product Environmental Profile |
| Circularity Profile |  End Of Life Information |
| WEEE | The product must be disposed on European Union markets following specific waste collection and never end up in rubbish bins. |

Dimensions

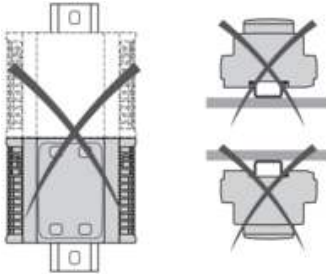


Mounting and Clearance

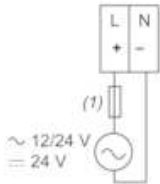
Clearance



Misplacement

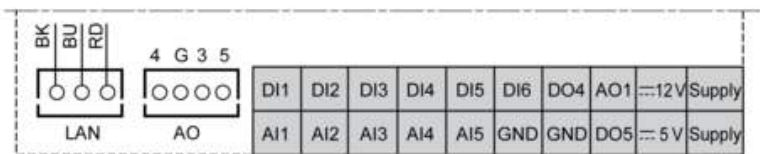
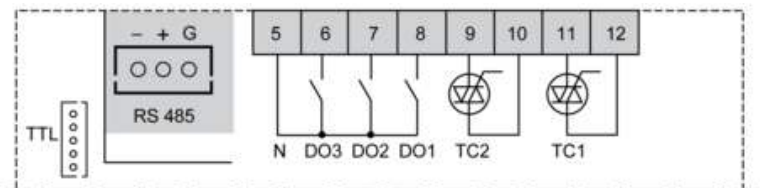
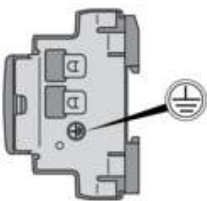


Power Supply



(1) Type T fuse (Controller: 1.25 A , Expansion: 1 A)

Wiring Diagram



- N : Neutral
- GND : Ground
- BK : Black
- BU : Blue
- RD : Red
- AI : Analogue input
- AO : Analogue output
- DI : Digital input
- DO : Digital output
- TC : Triac output