

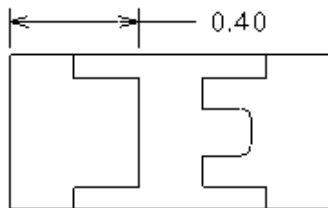
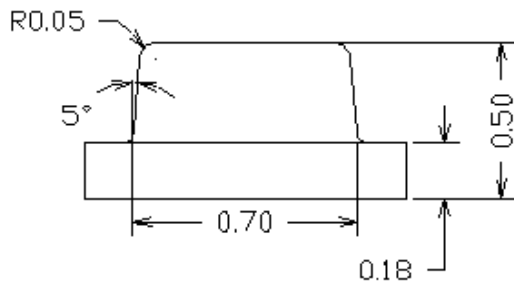
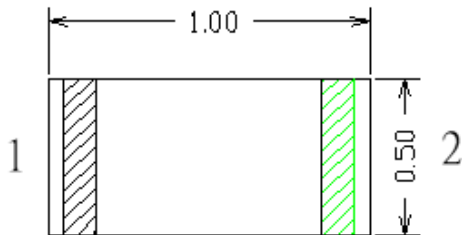


# American Opto Plus LED Corp.

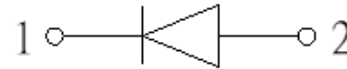
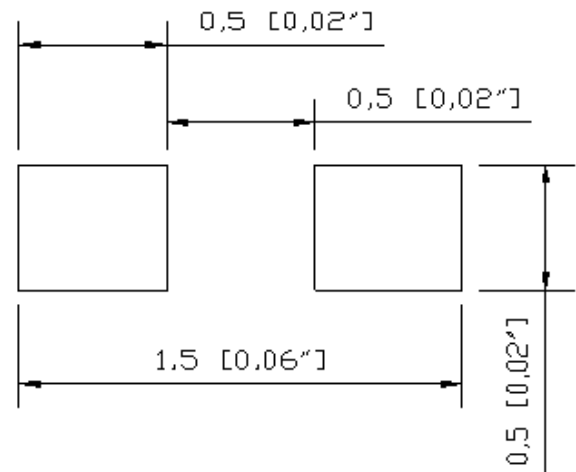
## L199MPGC-TR

1.0 x 0.5 x 0.5 mm Green SMD LED

### PACKAGE OUTLINES



### RECOMMEND PAD LAYOUT



ITEM	MATERIALS
Resin (mold)	Epoxy
Lens color	Water Transparent
Dice	InGaN
Emitted color	Green

#### NOTES:

1. All dimensions are in millimeters (inches);
2. Tolerances are  $\pm 0.1\text{mm}$  (0.004inch) unless otherwise noted.



# American Opto Plus LED Corp.

## L199MPGC-TR

1.0 x 0.5 x 0.5 mm Green SMD LED

### ABSOLUTE MAXIMUM RATINGS

(Ta=25°C)

Parameter	Symbol	Value	Unit
Forward current	I <sub>f</sub>	30	mA
Reverse voltage	V <sub>r</sub>	5	V
Power dissipation	P <sub>d</sub>	111	mW
Operating temperature range	T <sub>op</sub>	-40~+80	°C
Storage temperature range	T <sub>stg</sub>	-40~+85	°C
Peak pulsing current (1/8 duty f= 1kHz)	I <sub>fp</sub>	125	mA

### OPTICAL-ELECTRICAL CHARACTERISTICS

(Ta=25°C)

Parameter	Symbol	Test Condition	Min	Typ	Max	Unit
Wavelength at peak emission	λ <sub>peak</sub>	I <sub>F</sub> = 20mA	--	520	--	nm
Spectral half bandwidth	Δλ		--	36	--	nm
Dominant wavelength	λ <sub>dom</sub>		520	525	530	nm
Forward Voltage	V <sub>f</sub>		2.8	3.3	3.7	V
Luminous intensity	I <sub>v</sub>		250	450	800	mcd
Viewing angle at 50% I <sub>v</sub>	2θ <sub>1/2</sub>	I <sub>F</sub> = 10mA	--	140	--	Deg
Reverse current	I <sub>r</sub>	V <sub>r</sub> =5V	--	--	10	μA



# American Opto Plus LED Corp.

## L199MPGC-TR

1.0 x 0.5 x 0.5 mm Green SMD LED

Forward Voltage Rank Combination (IF=20mA)				
Rank Code	Min.	Max.	Unit	
f	2.8	3.1	V	
g	3.1	3.4		
h	3.4	3.7		
Luminous Intensity Rank Combination (IF=20mA)				
Rank Code	Min.	Max.	Unit	
N	250	320	mcd	
O	320	400		
P	400	500		
Q	500	630		
R	630	800		
Dominant wavelength Rank Combination (IF=20mA)				
Rank Code	Min	Max	Unit	
U	520	522.5	nm	
V	522.5	525		
W	525	527.5		
X	527.5	530		
Group Name on Label ( Example DATA: gQV 20 )				
DATA: gQV 20	Vf(V)	Iv (mcd)	$\lambda$ d (nm)	Test Condition
g→Q→V→20	3.1~3.4	500~630	522.5~525	IF=20mA

Note:

1. The tolerance of luminous intensity (Iv) is  $\pm 15\%$
2. The tolerance of dominant wavelength is  $\pm 1.5\text{nm}$
3. This specification is preliminary



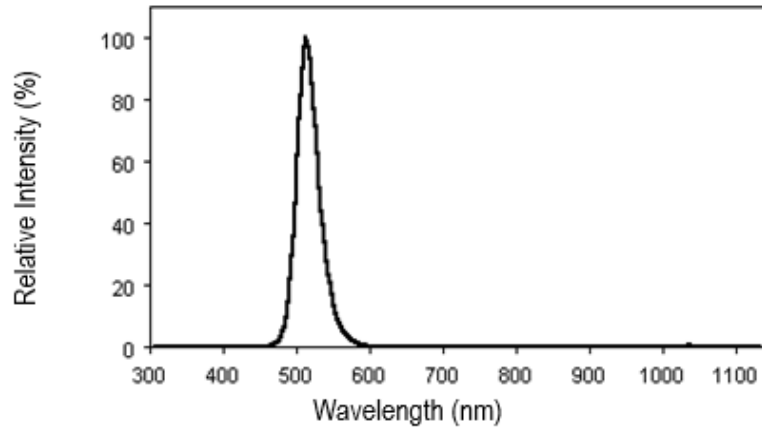
# American Opto Plus LED Corp.

## L199MPGC-TR

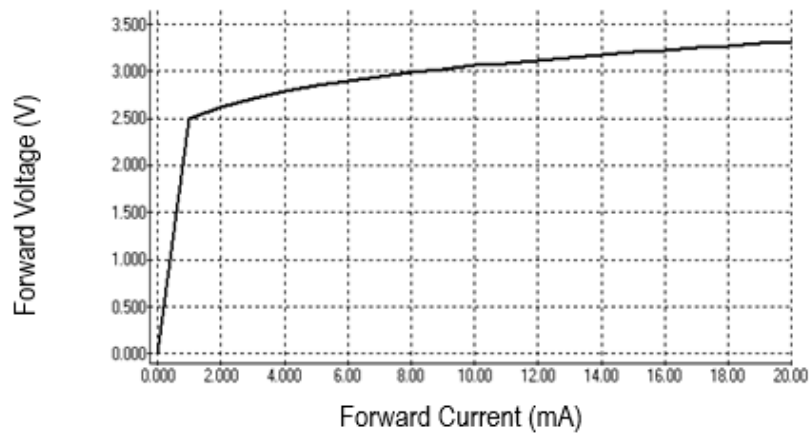
1.0 x 0.5 x 0.5 mm Green SMD LED

### OPTICAL CHARACTERISTIC CURVES

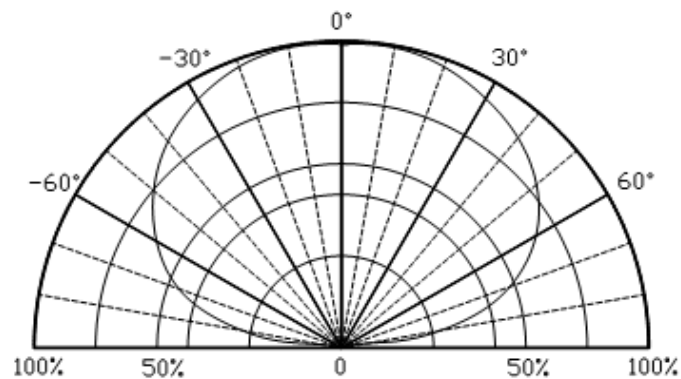
Relative Intensity vs. Wavelength



Forward Current vs. Forward Voltage



Directive Characteristics



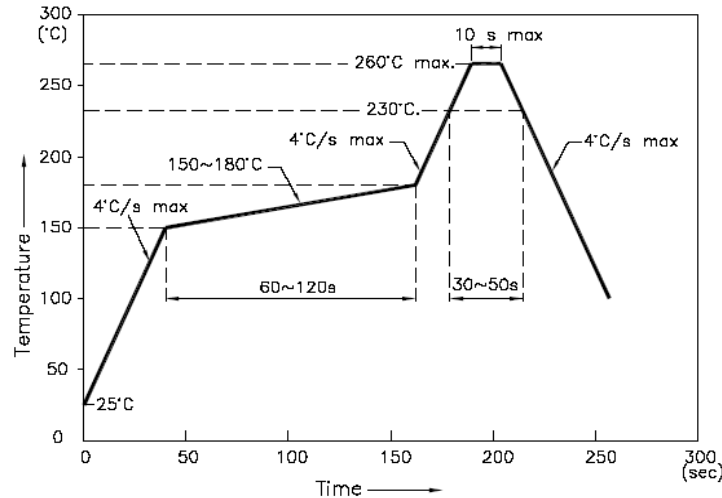


# American Opto Plus LED Corp.

## L199MPGC-TR

1.0 x 0.5 x 0.5 mm Green SMD LED

### REFLOW PROFILE



### NOTES:

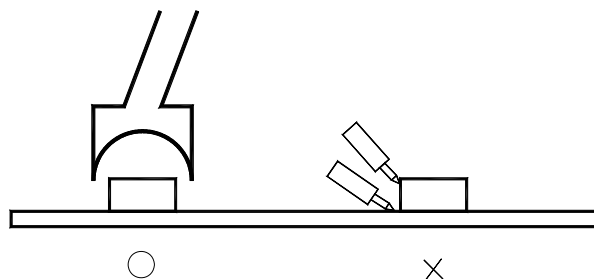
1. We recommend the reflow temperature 245°C ( $\pm 5^\circ\text{C}$ ). The maximum soldering temperature should be limited to 260°C.
2. Do not cause stress to the epoxy resin while it is exposed to high temperature.
3. Number of reflow process shall be 2 times or less.

- Soldering iron

Basic spec is  $\leq 5\text{sec}$  when 260°C. If temperature is higher, time should be shorter (+10°C  $\rightarrow$  -1sec). Power dissipation of iron should be smaller than 20W, and temperatures should be controllable. Surface temperature of the device should be under 230°C.

### Rework

1. Customer must finish rework within 5 sec under 260°C.
2. The head of iron cannot touch copper foil
3. Twin-head type is preferred.



- **Avoid rubbing or scraping the resin by any object, during high temperature, for example reflow, solder etc.**



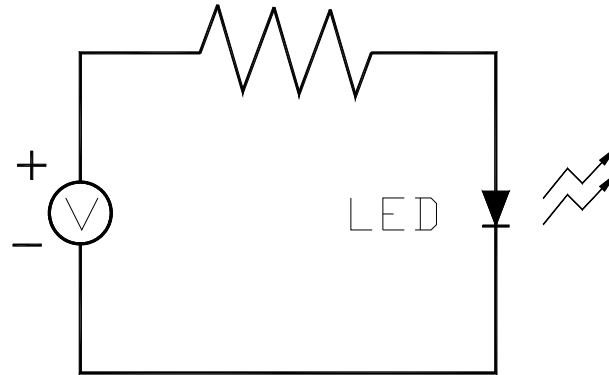
# American Opto Plus LED Corp.

## L199MPGC-TR

1.0 x 0.5 x 0.5 mm Green SMD LED

### TEST CIRCUIT AND HANDLING PRECAUTIONS

- **Test circuit**



- **Handling precautions**

- 1. Over-current-proof**

Customer must apply resistors for protection; otherwise slight voltage shift will cause big current change (Burn out will happen).

- 2. Shelf life in sealed bag**

12 month at 5°C~30°C and < 60% R.H;

- 3. After the package is Opened**

It is recommended to baking before the first use:

Baking condition:

- a. 60±5°C x (24~48hrs) and < 5%RH, taped reel type ;
- b. 110±5°C x (8~16hr), bulk type ;

The products should be used within a week or they should be keeping to be stored at ≤20 R.H. with zip-lock sealed.

- a. It is recommended to baking before soldering when the pack is unsealed after 24hrs ;
- b. Baking condition as 3.1 baking condition.



# American Opto Plus LED Corp.

## L199MPGC-TR

1.0 x 0.5 x 0.5 mm Green SMD LED

### TEST ITEMS AND RESULTS OF RELIABILITY

Type	Test Item	Test Conditions	Note	Number of Damaged
Environmental Sequence	Temperature Cycle	-20°C 30min ↑↓ 80°C 30min	100 cycle	0/22
	Thermal Shock	-20°C 15min ↑↓ 80°C 15min	100 cycle	0/22
	High Humidity Heat Cycle	30°C ↔ 65°C 90%RH 24hrs/1cycle	10 cycle	0/22
	High Temperature Storage	T <sub>a</sub> =80°C	1000 hrs	0/22
	Humidity Heat Storage	T <sub>a</sub> =60°C RH=90%	1000 hrs	0/22
	Low Temperature Storage	T <sub>a</sub> =-30°C	1000 hrs	0/22
Operation Sequence	Life Test	T <sub>a</sub> =25°C I <sub>F</sub> =20mA	1000 hrs	0/22
	High Humidity Heat Life Test	60°C RH=90% I <sub>F</sub> =10mA	500 hrs	0/22
	Low Temperature Life Test	T <sub>a</sub> =-20°C I <sub>F</sub> =20mA	1000 hrs	0/22



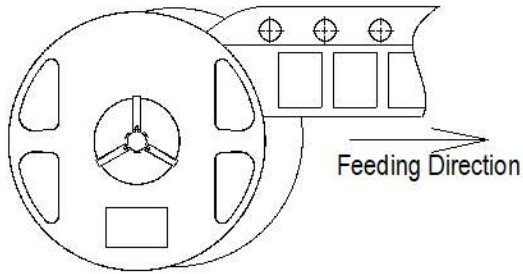
# American Opto Plus LED Corp.

## L199MPGC-TR

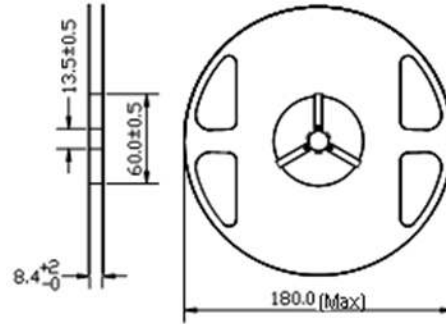
1.0 x 0.5 x 0.5 mm Green SMD LED

### PACKAGING SPECIFICATION

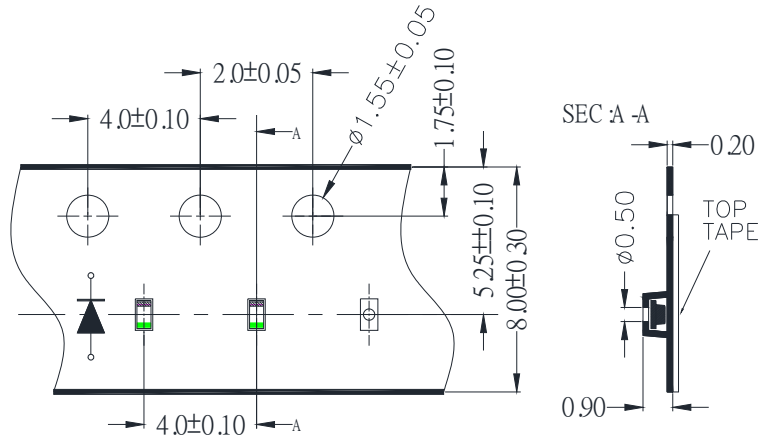
- Feeding Direction



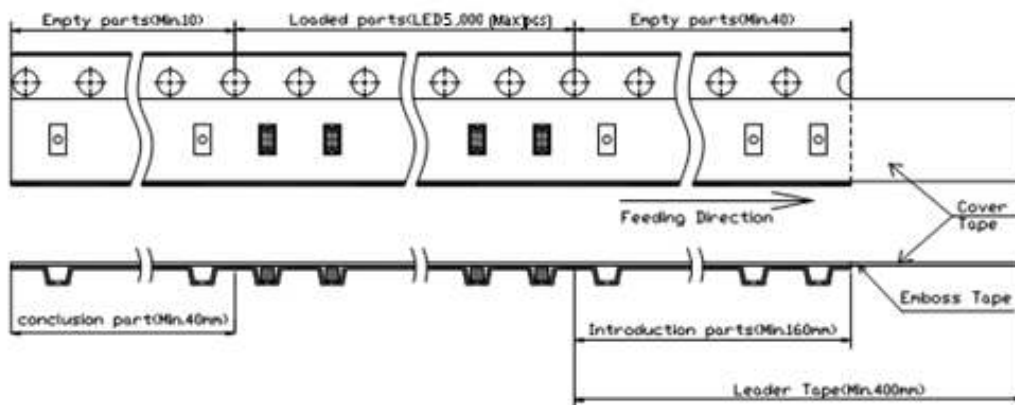
- Dimensions of Reel (Unit: mm)



- Dimensions of Tape (Unit: mm)



- Arrangement of Tape



Notes:

1. Empty component pockets are sealed with top cover tape;
2. The maximum number of missing lamps is two;
3. The cathode is oriented towards the tape sprocket hole.
4. 5,000 (max) pcs/Reel

Version 1.0 Date: 10-30-2017 Specifications are subject to change without notice.

American Opto Plus LED Corp. 1206 E. Lexington Ave., Pomona CA 91766 Tel: 909-465-0080 Fax: 909-465-0130 [www.aopled.com](http://www.aopled.com)



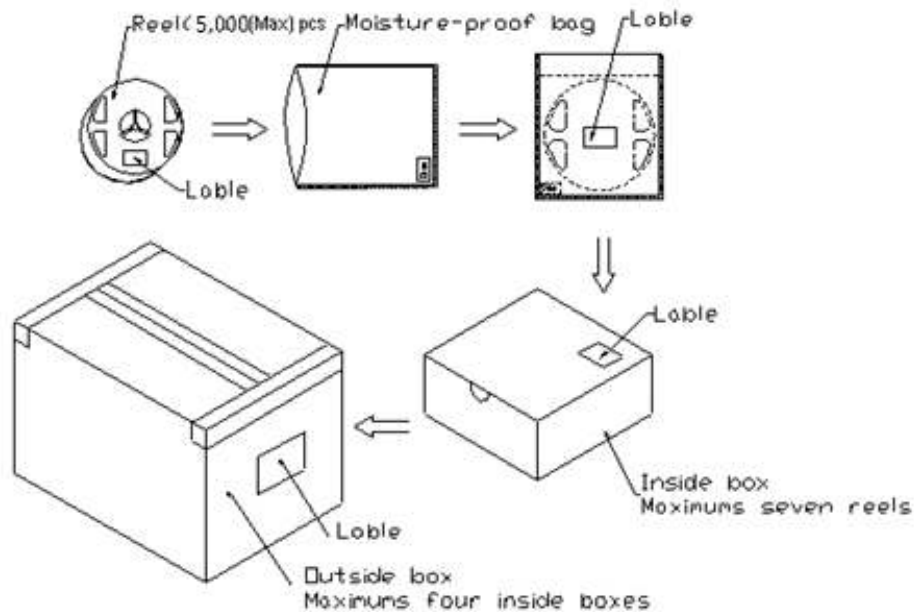


# American Opto Plus LED Corp.

## L199MPGC-TR

1.0 x 0.5 x 0.5 mm Green SMD LED

### PACKAGING SPECIFICATIONS



#### NOTES:

Reeled products [numbers of products are 5,000(Max)pcs] packed in a seal off moisture-proof bag along with a desiccant one by one, Seven moisture-proof bag of maximums [total maximum number of products are 35,000(Max)pcs] packed in an inside box (size: about 238mm x about 194mm x about 102mm) and four inside boxes of maximums are put in the outside box (size: about 410mm x about 254mm x about 229mm) Together with buffer material, and it is packed. (Part No., Lot No., quantity should appear on the label on the moisture-proof bag, part No. And quantity should appear on the label on the cardboard box.) The number of the loading steps of outside box (cardboard box) has it to three steps.