

1565084-1 ✓ ACTIVE



GRACE INERTIA 3.5

TE Internal #: 1565084-1

Rectangular Power Connectors, Housing, Plug, Wire-to-Wire, 6 Position, 3.5 mm [.138 in] Centerline, Wire & Cable, UL 94V-0, GRACE INERTIA 3.5

[View on TE.com >](#)

Connectors > Power Connectors > Rectangular Power > Rectangular Power Connectors > STD Temp GRACE INERTIA Plug



Rectangular Power Connector Type: **Housing**

Connector & Housing Type: **Plug**

Connector System: **Wire-to-Wire**

Number of Positions: **6**

Centerline (Pitch): **3.5 mm [.138 in]**

[All STD Temp GRACE INERTIA Plug \(25\)](#)

Features

Product Type Features

Rectangular Power Connector Type	Housing
Connector & Housing Type	Plug
Connector System	Wire-to-Wire
Sealable	No
Connector & Contact Terminates To	Wire & Cable

Configuration Features

Number of Positions	6
Number of Power Positions	0
Number of Signal Positions	0
Number of Rows	2

Electrical Characteristics

Operating Voltage	300 VAC
-------------------	---------



Body Features

Connector & Keying Code	A
-------------------------	---

Contact Features

Contact Base Material	Copper Alloy
-----------------------	--------------

Contact Retention Within Housing	Without
----------------------------------	---------

Contact Type	Receptacle
--------------	------------

Termination Features

Termination Method to Wire & Cable	Crimp
------------------------------------	-------

Mechanical Attachment

Strain Relief	Without
---------------	---------

Mating Alignment Type	Keyed
-----------------------	-------

Mating Retention	With
------------------	------

Mating Alignment	With
------------------	------

Panel Mount Feature	Without
---------------------	---------

PCB Mount Retention	Without
---------------------	---------

Mating Retention Type	Inertia Locking, Latch, Locking Latch
-----------------------	---------------------------------------

Connector Mounting Type	Cable Mount (Free-Hanging)
-------------------------	----------------------------

Housing Features

Centerline (Pitch)	3.5 mm [.138 in]
--------------------	------------------

Housing Color	Natural
---------------	---------

Housing Material	Nylon 66
------------------	----------

Dimensions

Connector Height	14.2 mm [.558 in]
------------------	-------------------

Product Length	12.6 mm [.495 in]
----------------	-------------------

Wire Size	.129 – .823 mm ²
-----------	-----------------------------

Row-to-Row Spacing	4.8 mm [.189 in]
--------------------	------------------

Usage Conditions

Operating Temperature Range	-30 – 105 °C [-22 – 221 °F]
-----------------------------	-----------------------------

Operation/Application

Circuit Application	Power & Signal
---------------------	----------------

Industry Standards

UL Flammability Rating	UL 94V-0
------------------------	----------



Glow Wire Rating

Standard Part - Not Glow Wire

Packaging Features

Packaging Quantity

300

Packaging Method

Bag

Product Compliance

[For compliance documentation, visit the product page on TE.com>](#)

EU RoHS Directive 2011/65/EU

Compliant

EU ELV Directive 2000/53/EC

Compliant

China RoHS 2 Directive MIIT Order No 32, 2016

No Restricted Materials Above Threshold

EU REACH Regulation (EC) No. 1907/2006

Current ECHA Candidate List: JUNE 2023 (235)
 Candidate List Declared Against: JUNE 2023 (235)
 Does not contain REACH SVHC

Halogen Content

Low Halogen - Br, Cl, F, I < 900 ppm per homogenous material. Also BFR/CFR/PVC Free

Solder Process Capability

Not applicable for solder process capability

Product Compliance Disclaimer

This information is provided based on reasonable inquiry of our suppliers and represents our current actual knowledge based on the information they provided. This information is subject to change. The part numbers that TE has identified as EU RoHS compliant have a maximum concentration of 0.1% by weight in homogenous materials for lead, hexavalent chromium, mercury, PBB, PBDE, DBP, BBP, DEHP, DIBP, and 0.01% for cadmium, or qualify for an exemption to these limits as defined in the Annexes of Directive 2011/65/EU (RoHS2). Finished electrical and electronic equipment products will be CE marked as required by Directive 2011/65/EU. Components may not be CE marked. Additionally, the part numbers that TE has identified as EU ELV compliant have a maximum concentration of 0.1% by weight in homogenous materials for lead, hexavalent chromium, and mercury, and 0.01% for cadmium, or qualify for an exemption to these limits as defined in the Annexes of Directive 2000/53/EC (ELV). Regarding the REACH Regulation, the information TE provides on SVHC in articles for this part number is based on the latest European Chemicals Agency (ECHA) 'Guidance on requirements for substances in articles' posted at this URL: <https://echa.europa.eu/guidance-documents/guidance-on-reach>

Compatible Parts



TE Part # CAT-G7534-R2435
GRACE INERTIA Receptacle



TE Part # 1565090-1
GRACE INERTIA CONNECTOR 3.5 3P



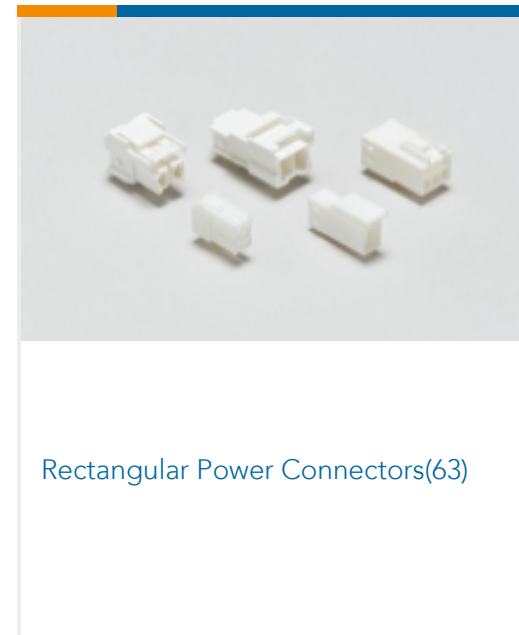
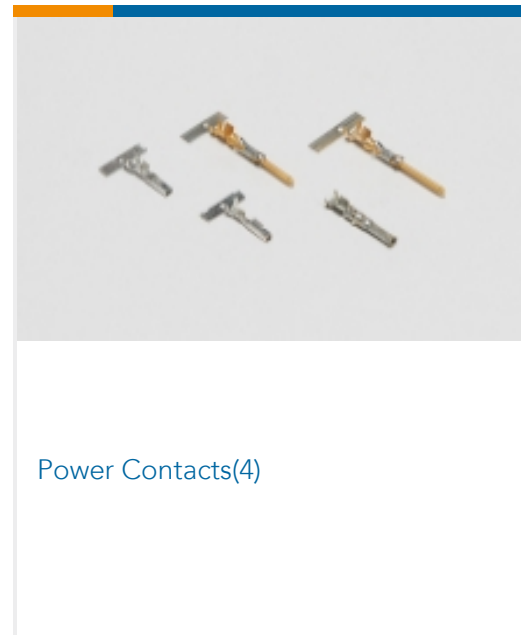

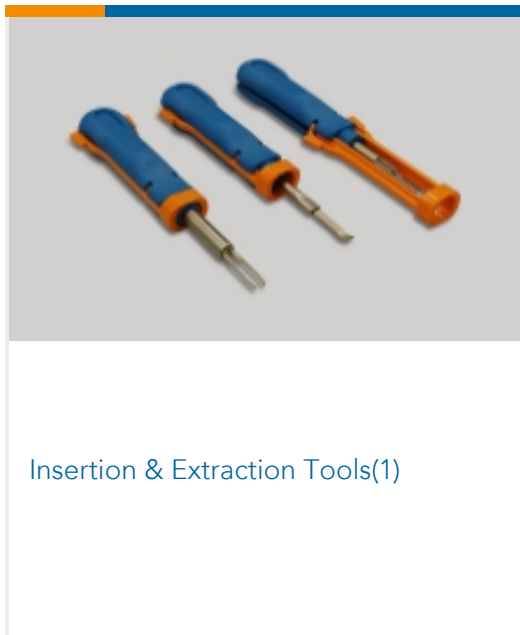
TE Part # 1565088-1
GRACE INERTIA CONNECTOR 3.5 6P



TE Part # CAT-G7534-T669
GRACE INERTIA TPA



Also in the Series | GRACE INERTIA 3.5



Customers Also Bought



Documents

Product Drawings

GRACE INERTIA CONNECTOR 3.5 6P

English

CAD Files

3D PDF

3D

**Customer View Model**[ENG_CVM_CVM_1565084-1_B.2d_dxf.zip](#)

English

Customer View Model[ENG_CVM_CVM_1565084-1_B.3d_igs.zip](#)

English

Customer View Model[ENG_CVM_CVM_1565084-1_B.3d_stp.zip](#)

English

3D PDF

English

Customer View Model[ENG_CVM_1565084-1_O.3d_igs.zip](#)

English

Customer View Model[ENG_CVM_1565084-1_O.3d_stp.zip](#)

English

Customer View Model[ENG_CVM_1565084-1_O.2d_dxf.zip](#)

English

By downloading the CAD file I accept and agree to the [Terms and Conditions](#) of use.

Datasheets & Catalog Pages[SOFT_SHELL_PIN_AND_SOCKET_CONNECTORS_CATALOG](#)

English

[1-1773883-5 GRACE INERTIA connector quick reference guide](#)

English

Product Specifications[Product Specification](#)

English

[Product Specification](#)

English

Product Environmental Compliance[MD_1565084-1_10302013114_dmtec](#)

English

[MD_1565084-1_10302013114_dmtec](#)

English

Instruction Sheets[Extraction Tool for GIC 3.5 Conn.](#)

Japanese

[Instruction Sheet \(non U.S.\)](#)

Japanese

1565084-1

Rectangular Power Connectors, Housing, Plug, Wire-to-Wire, 6 Position, 3.5 mm [.138 in] Centerline, Wire & Cable, UL 94V-0, GRACE INERTIA 3.5



[Agency Approvals](#)

[UL Report](#)

English