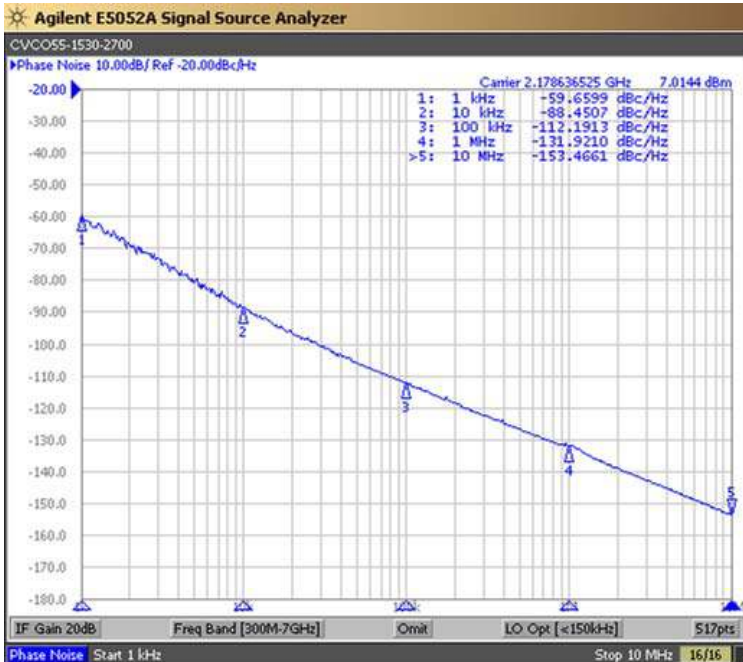


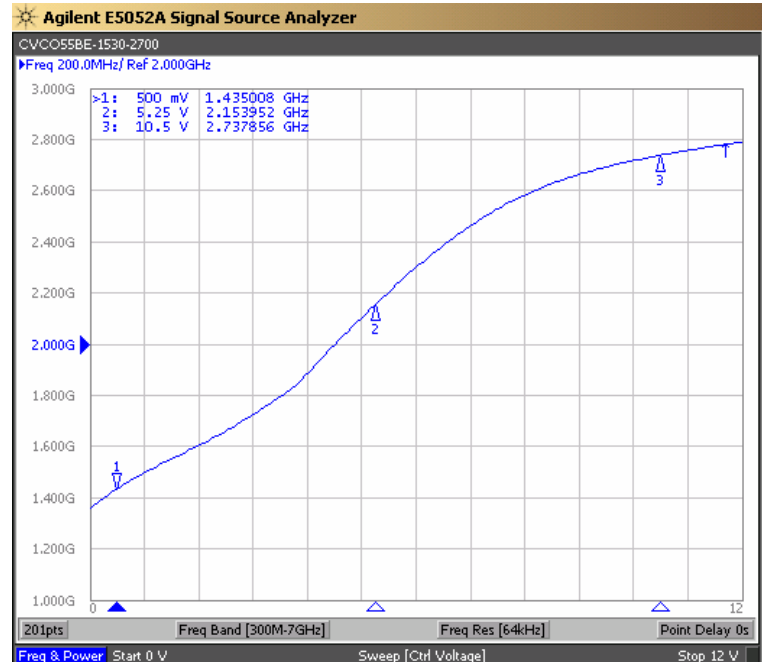


PERFORMANCE SPECIFICATION	MIN	TYP	MAX	UNITS
Lower Frequency:			1530	MHz
Upper Frequency:	2700			MHz
Tuning Voltage:	0.5		10.5	VDC
Supply Voltage:	4.75	5.0	5.25	VDC
Output Power:	+4.0	+7.5	+11.0	dBm
Supply Current:		15	30	mA
Harmonic Suppression (2 nd Harmonic):		-15		dBc
Pushing:			25.0	MHz/V
Pulling, all Phases:			35.0	MHz pk-pk
Tuning Sensitivity:		140		MHz/V
Phase Noise @ 10kHz offset:		-87		dBc/Hz
Phase Noise @ 100kHz offset:		-110		dBc/Hz
Load Impedance:		50		Ω
Input Capacitance:			50	pF
Operating Temperature Range:	-40		+75	$^{\circ}\text{C}$
Storage Temperature Range:	-45		+90	$^{\circ}\text{C}$

Phase Noise (1 Hz BW, Typical)

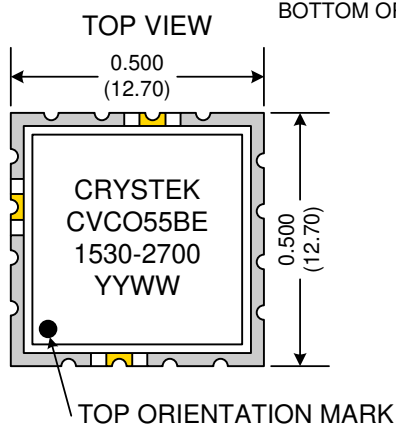
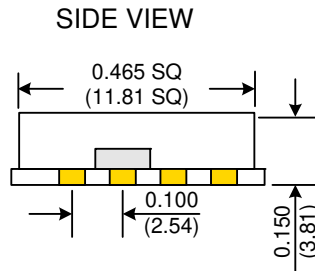
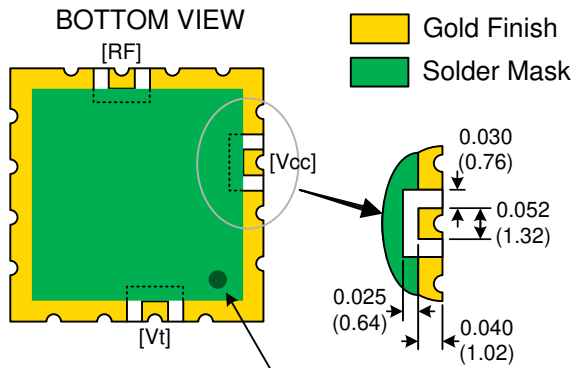


Tuning Curve (Typical)

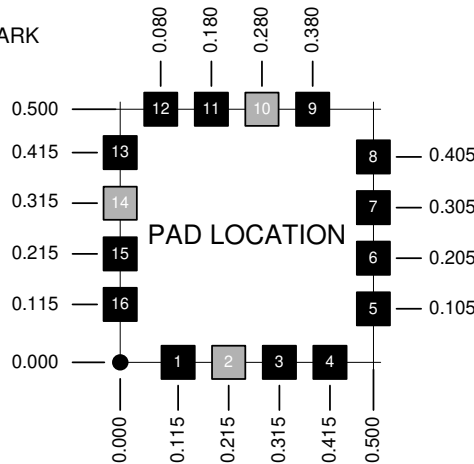


Product Control:

Crystek Part Number:	CVCO55BE-1530-2700	Release Date:	22-May-2014
Revision Level:	J	Responsible:	C. Vales



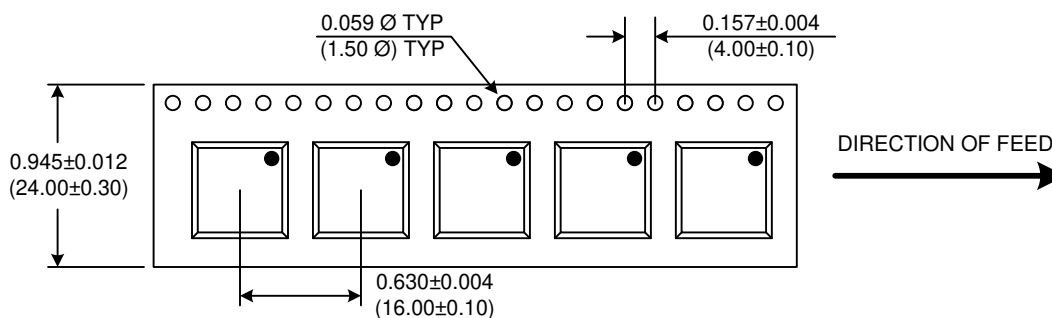
BOTTOM ORIENTATION MARK



Pad	Connection
2	Vt
10	RF-OUTPUT
14	Vcc
Others	GROUND

- Unless otherwise specified, Dimensions are in: $\frac{IN}{(mm)}$
- Pad Location Dimensions are in: Inches

TAPE AND REEL



Drawing not to scale

Product Control:

Crystek Part Number:	CVCO55BE-1530-2700	Release Date:	22-May-2014
Revision Level:	J	Responsible:	C. Vales

Specification is subject to change without notice