

Features

- Frequency range : 170MHz to 2100MHz
- SMD seam sealing ceramic package
- Supply voltage : 2.5V, 3.3V
- LVDS output
- Low phase noise and phase jitter
- Tri-state function available
- External dimensions (mm)
L : 5.0 x W : 3.2 x H : 1.2
- RoHS compliant & Pb free

Applications

- Networking, Telecommunication, Data communication, Switch, Server, Storage
- Fibre channel, Ethernet, SONET, SATA, SAS, PCI-Express
- Optical module
- Microprocessor, DSP, FPGA, Clock source for ADC and DAC
- Test and measurement

Electrical Characteristics

Item	QTM532DH	Conditions
Frequency Range (F_0)	170MHz ~ 2100MHz	
Frequency Stability (F_{stab}) over Operating Temperature Range (T_{OTR})	± 50 ppm, ± 25 ppm	-40°C ~ +85°C, Note [1]
Operating Temperature Range (T_{OTR})	-40°C ~ +85°C	
Supply Voltage (V_{DD})	2.5V, 3.3V	$V_{DD} \pm 10\%$
Current Consumption (I_{DD})	100 mA Max.	
Output Type	LVDS	
Output Load	100 Ω	
Offset Voltage	1.25V Typ.	
Differential Output Voltage	247mV Min. / 454mV Max.	170MHz ~ 700MHz
	150mV Min. / 454mV Max.	700MHz ~ 2100MHz
Rise & Fall Time (T_r / T_f)	0.5 ns Max.	20% ~ 80% of output swing
Duty Cycle	45% ~ 55%	
Start-up Time	10 ms Max.	
Enable Voltage High, Logic "1"	70% V_{DD} Min.	Input to OE pin Note [2]
Enable Voltage Low, Logic "0"	30% V_{DD} Max.	
Phase Jitter ($F_0 = 622.08$ MHz)	150fs Typ. / 200fs Max.	12kHz ~ 20MHz, RMS
Aging (F_{aging})	± 3 ppm Max.	at 25°C ± 3 °C, first year
Storage Temperature Range (T_{STR})	-55°C ~ +125°C	

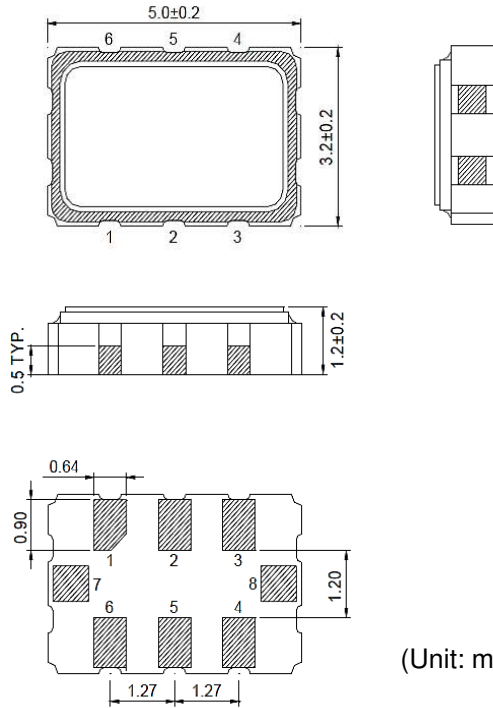
Notes:

[1] Inclusive of frequency tolerance at 25°C, variations over temperature, supply voltage and vibration.

[2] Output will be enabled if OE is Logic "1" or Open; Output will be disabled if OE is Logic "0".

[3] The standard testing environment except temperature test is 25°C ± 5 °C, 40%~70% relative humidity.

Dimensions

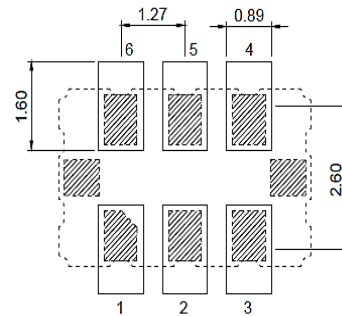


(Unit: mm)

Pin function

Pin 1	OE
Pin 2	NC
Pin 3	GND
Pin 4	OUT
Pin 5	$\overline{\text{OUT}}$
Pin 6	V _{DD}
Pin 7	NC
Pin 8	NC

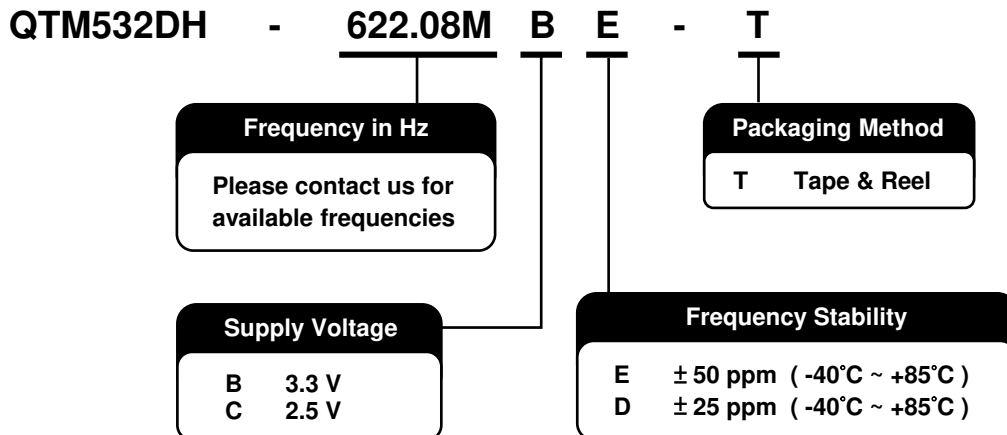
Recommended pad layout



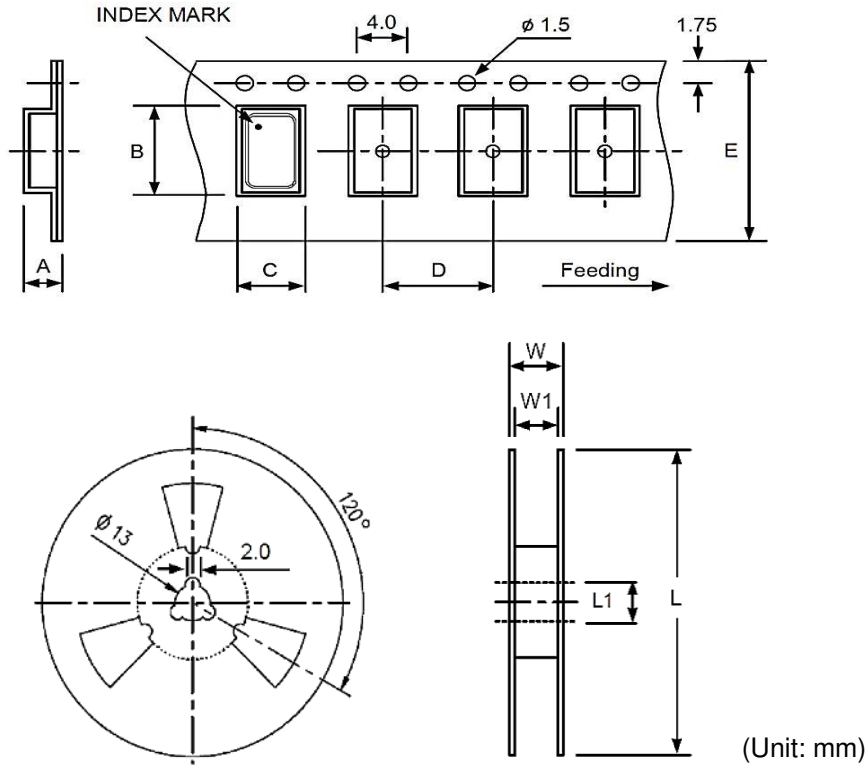
* Pad dimension tolerance is ± 0.2 mm

* Power supply decoupling capacitor is required.

Ordering Information



Packing



DIMENSIONS	A	B	C	D	E	L	L1	W	W1
	1.40	5.40	3.60	8.00	12.0	180.0	13.0	16.5	12.0

Reflow Profile

Solder melting point : 220°C ± 10°C, 60 sec. Min., 200 sec. Max.

Peak temperature : 260°C ± 10°C, 10 sec. Min., 30 sec. Max.

