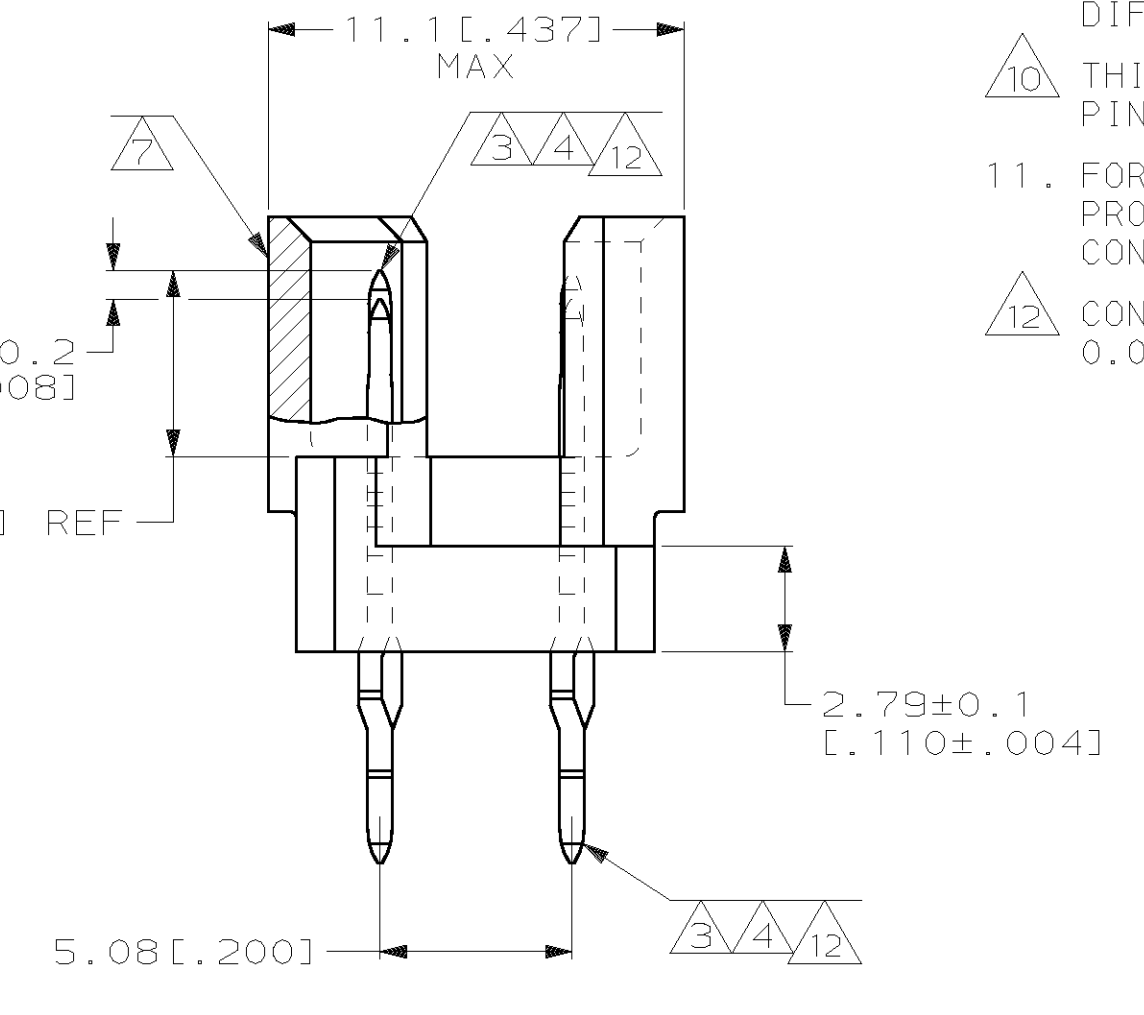
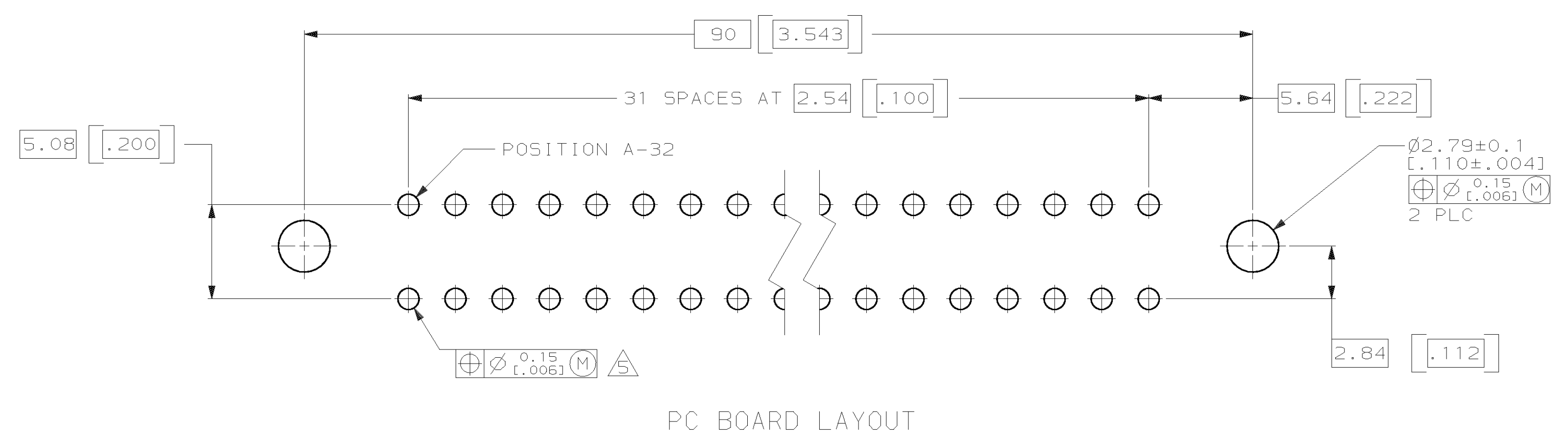
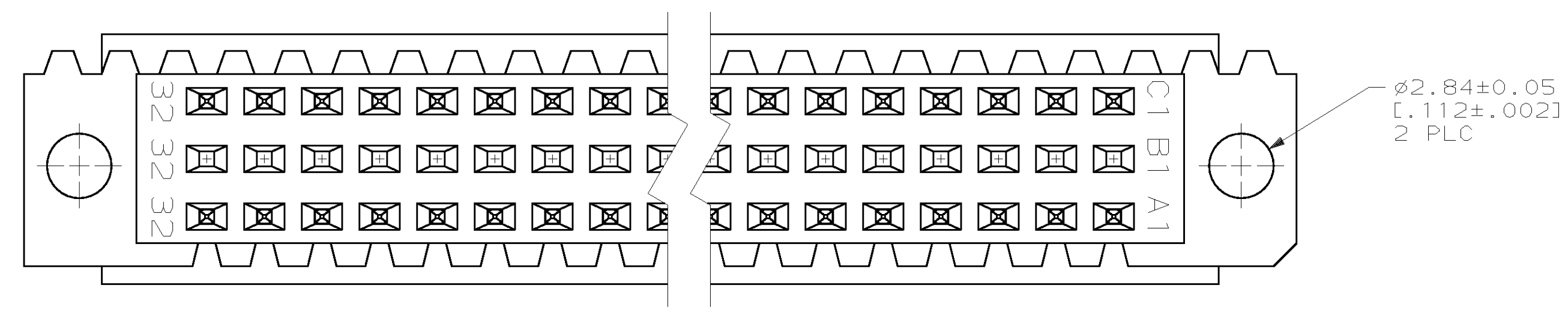
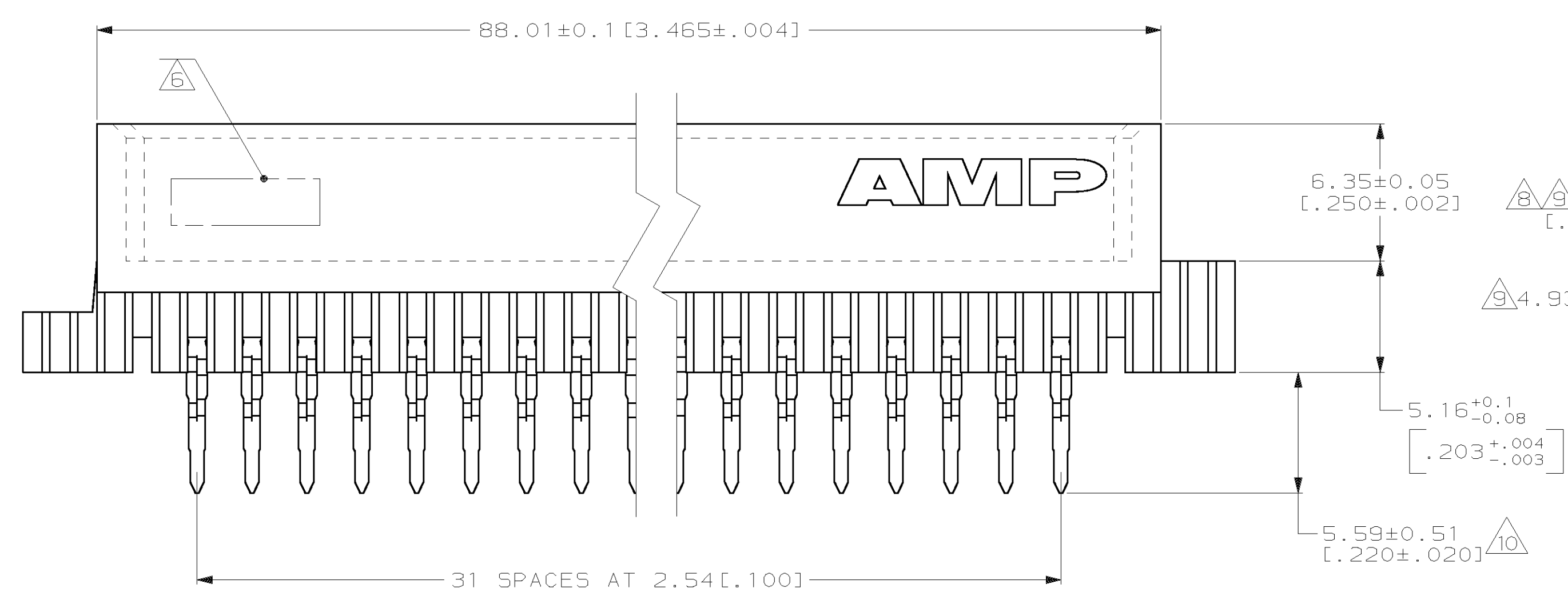
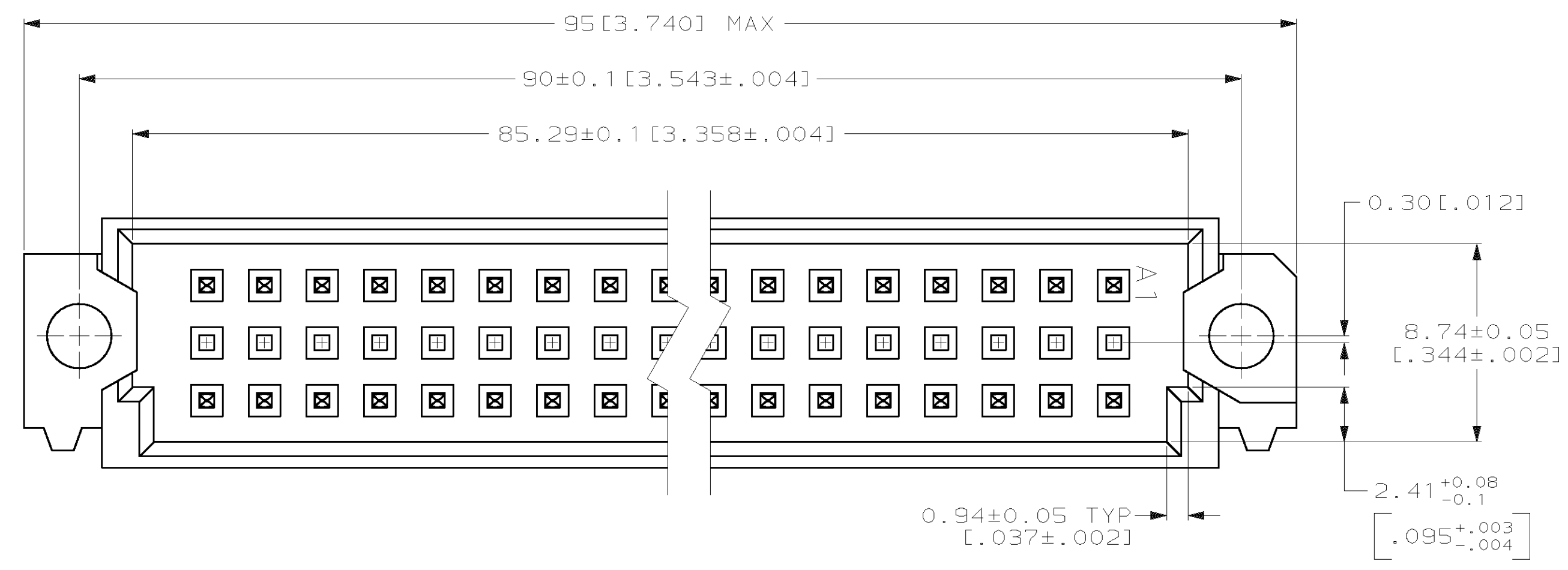


LOC	DIST	P	F	ZONE	LTR	REVISIONS		
						DESCRIPTION	DATE	APPD
					H	EC 0504-0028-96	10/3/96	CR
					J	EC 0504-0087-96	11/18/96	CR
					K	REV PER EC 0512-0016-03	16DEC03.	AS



- 1 HOUSING MATERIAL: GLASS-FILLED POLYESTER. COLOR: GRAY.
- 2 POST MATERIAL: PHOSPHOR BRONZE.
- 3 POST FINISH: DIN 41612 CLASS 3 IN CONTACT AREA. TIN-LEAD PLATE ON POSTS.
- 4 POST FINISH: DIN 41612 CLASS 2 IN CONTACT AREA. TIN-LEAD PLATE ON POSTS.
- 5 PC BOARD HOLES REQUIRED FOR ACTION PIN CONTACTS ARE 1.151 [.0453] DRILL DIAMETER PLATED THROUGH WITH 0.02-.08 [.001-.003] COPPER AND 0.008 [.0003] MINIMUM TIN-LEAD PLATING. FINISHED HOLE AFTER PLATING, 0.94-1.09 [.037-.043] DIAMETER.
- 6 [PART NUMBER, DATE CODE] MARKED THIS APPROXIMATE AREA.
- 7 MARKING ON THIS SIDE.
- 8 FOR "MFBL" APPLICATIONS, A 2.36 [.093] MINIMUM THICK PC BOARD IS REQUIRED. PROGRAMMABLE SEATING TOOL 768216-2 MUST BE USED.
- 9 TO BE 4.16 [.164] REF FOR LAST MAKE PINS AFTER SEATING. POST LENGTH DIFFERENCE BETWEEN SHORT AND LONG PINS TO BE 0.76±0.2 [.030±.008] AFTER SEATING.
- 10 THIS DIMENSION WILL BE 6.35±0.51 [.250±.020] AFTER SEATING FOR PINS WITH 4.17 [.164] REF MATING POST.
- 11. FOR 1.57 [.062] THICK PC BOARD APPLICATIONS, USE SEATING TOOL 768211-2. PROGRAMMABLE SEATING TOOL 768216-2 WITH PUSH PINS FOR MAKE FIRST CONTACTS ONLY, CAN ALSO BE USED.
- 12 CONTACT FINISH: 0.00076 [.000030] GOLD IN CONTACT AREA. 0.00127 [.000050] NICKEL UNDERPLATE ALL OVER. TIN-LEAD PLATE ON POSTS.

NOTES	POSITIONS LOADED	C	B	A	NO. OF LOADED POSITION	ASSY PART NUMBER
SUPERSEDED BY 536098-5						

DO NOT SCALE PRINT. UNLESS SPECIFIED DIMENSIONS IN mm [INCHES] TOLERANCES ON:		PART NO	
1 PLC DEC ±	0.13 [.005]	AMP Incorporated Harrisburg, PA 17105-3608	
2 PLC DEC ±	0.13 [.005]	NAME	
ANGLES ±	-	PIN ASSEMBLY, EUROCARD, TYPE R, MFBL OR FOR 1.57 [.062] PC BOARD	
FINISH	APPLICATION SPEC	SIZE	DRAWING NO
POST: 3 4 12	-	D 00779	536098
		SCALE	SHEET
		5:1	1 OF 1