

6

5

4

3

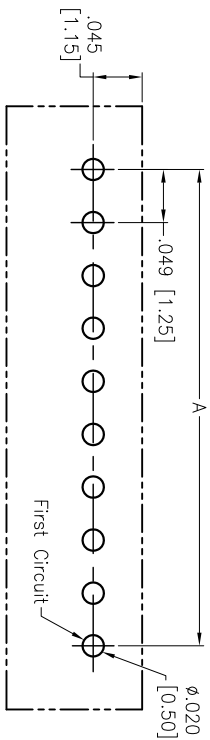
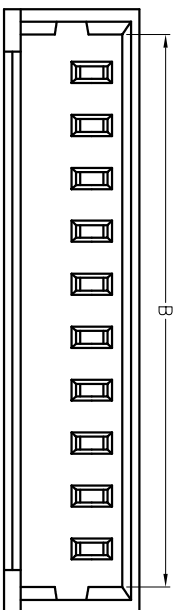
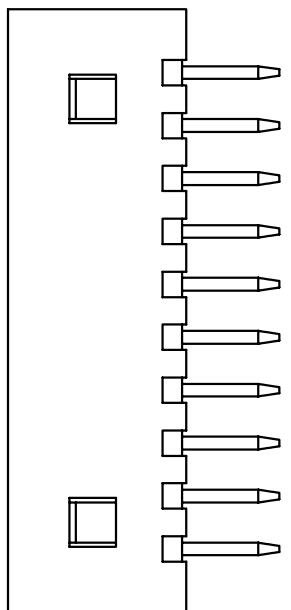
2

1

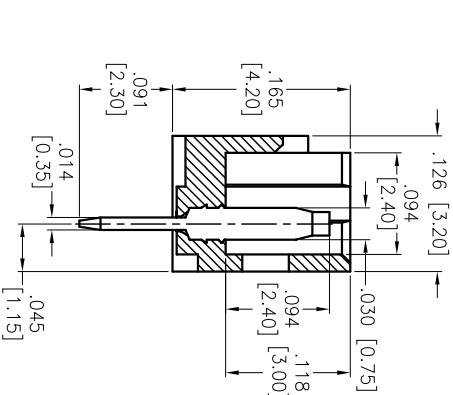
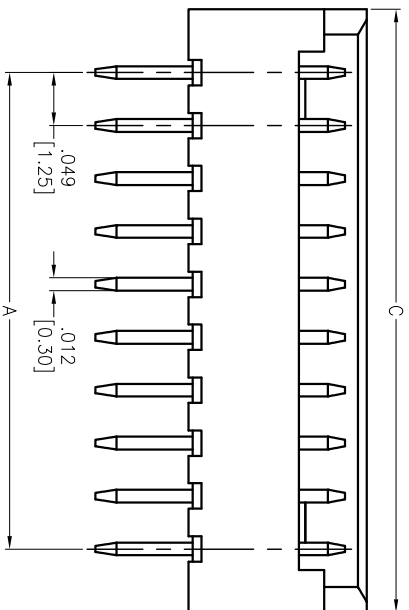
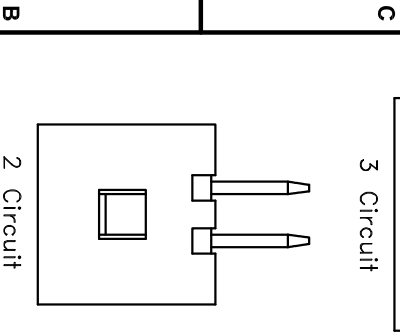
APPROVED: _____

DATE: _____ TITLE: _____

Rev	AWO #	Description	Date	Appr
-		RELEASED	01/17/07	
A		REVISED COLOR	6/21/10	
B		REDRAWN	05/25/12	



RECOMMENDED PCB LAYOUT



Positions: .02 thru 15

A = .049 [1.25] x No. of Spaces

B = .049 [1.25] x No. of Spaces + .070 [1.80]

C = .049 [1.25] x No. of Spaces + .118 [3.00]

SPECIFICATIONS:

Material:

Insulator: Nylon 66, rated UL 94V-0

Insulator color: Natural

Contacts: Brass

Plating:

Tin over Nickel underplate overall

Electrical:

Operating voltage: 125 VAC max

Current rating: 1 Amps max

Contact resistance: 20 mohms max

Insulation resistance: 100 Mohms min

Dielectric withstanding voltage: 250 VAC for 1 minute

Temperature Rating:

Operating temperature: -40°C to +85°C

Environmental:

Lead free, RoHS compliant.



ADAM TECH

909 Rahway Avenue, Union, NJ 07083
Phone: 908-687-5000 Fax: 908-687-5710

TITLE: MX 1.25mm WAFER DIP 180°

UNLESS OTHERWISE SPECIFIED ALL DIMENSIONS ARE INCHES [MM] TOLERANCES: EXCEPT AS NOTED	
INCHES	HOLDS
.X ± .10	ØX ± .10
.XX ± .020	ØXX ± .015
.XXX ± .015	ØXXX ± .010
APPROVALS	DATE
DRAWN: BW	01/17/07
CHECKED	
APPROVED	

SIZE: X	PART NO.: 125SH-B-XX-TS	REV. B
REF: S00124T	SCALE: NTS	SHEET 1 OF 1

A

B

C

D

A

B

C

D

6

5

4

3

2

1