

Features

- Excellent Clamping Capability
- Halogen Free Available Upon Request By Adding Suffix "-HF"
- Epoxy Meets UL 94 V-0 Flammability Rating
- Lead Free Finish/RoHS Compliant (Note1) ("P" Suffix Designates RoHS Compliant. See Ordering Information)

Mechanical Data

- Case: DO-15 Molded Plastic Case

Maximum Ratings

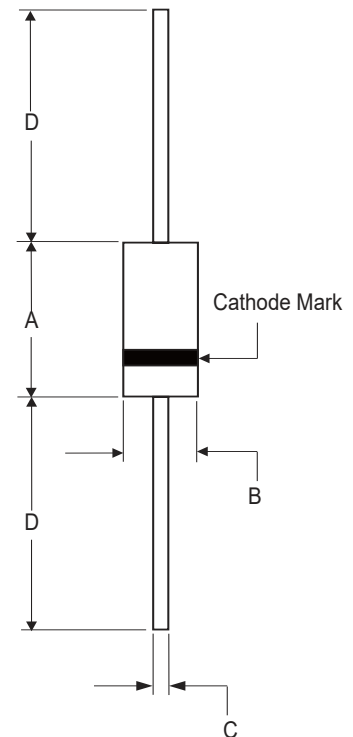
- Operating Junction Temperature Range: -40°C to +175°C
- Storage Temperature Range: -40°C to +175°C

Peak Pulse Power Surge Current with a 10/1000µs Waveform	I_{PPM}	2.7A	Note 2.
Steady State Power Dissipation	$P_{M(AV)}$	1.5 W	$T_L=90^\circ\text{C}$

Note: 1. High Temperature Solder Exemption Applied, see EU Directive Annex 7a.
2. Non-repetitive current pulse

**136V Peak Clamp
Transient
Voltage Suppressor**

DO-15



* : Color band denotes diode cathode band



Internal Configuration

DIM	INCHES		MM		NOTE
	MIN	MAX	MIN	MAX	
A	0.230	0.300	5.80	7.60	
B	0.104	0.140	2.60	3.60	
C	0.026	0.035	0.70	0.90	
D	1.000	-----	25.40	-----	

Electrical Characteristics @ 25°C Unless Otherwise Specified

MCC PART NUMBER	STAND-OFF VOLTAGE (NOTE 1) $V_{WM}(V)$	MINIMUM BREAKDOWN VOLTAGE AT $I_T=1.0mA$ $V_{(BR)}(V)$	MAXIMUM REVERSE LEAKAGE AT V_{WM} $I_R(\mu A)$	MAXIMUM CLAMPING VOLTAGE AT $I_{PP}=2.7A$ $V_C(V)$	MAXIMUM PEAK PULSE CURRENT $I_{PP}(A)$	MAXIMUM JUNCTION CAPACITANET AT 0 VOLTS pF	WORKING INVERSE BLOCKING VOLTAGE $V_{WIB}(V)$	PEAK INVERSE BLOCKING VOLTAGE $V_{PIB}(V)$
SAC136	136	(150~170)	1	219	2.7	35	700	700

Curve Characteristics

Fig. 1 - Peak Pulse Power Rating Curve

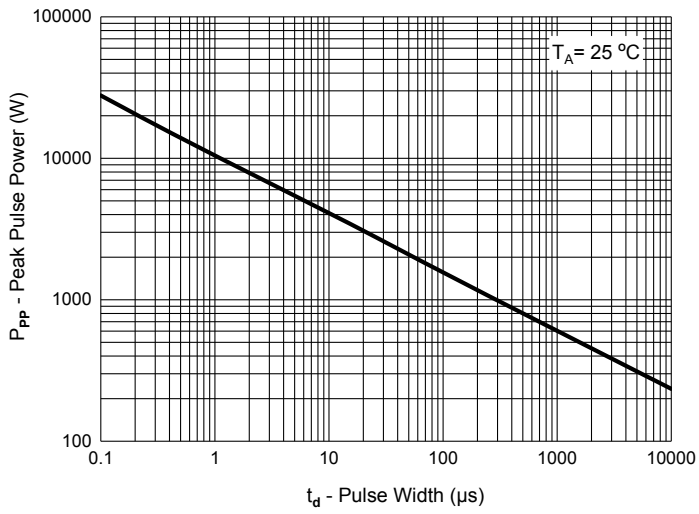
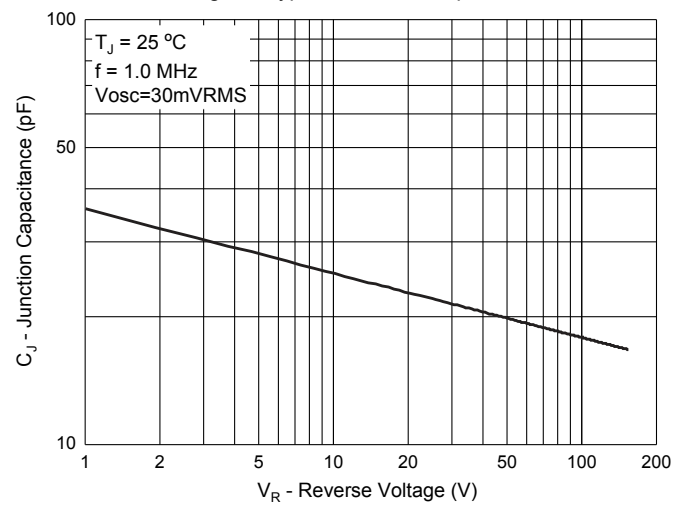


Fig. 2 - Typical Junction Capacitance



Ordering Information

Device	Packing
(Part Number)-TP	Tape&Reel: 4Kpcs/Reel
(Part Number)-AP	Ammo Packing: 3Kpcs/Ammo Box
(Part Number)-BP	Bulk:500pcs/Box,25Kpcs/Carton

Note : Adding "-HF" Suffix For Halogen Free, eg. Part Number-TP-HF

IMPORTANT NOTICE

Micro Commercial Components Corp. reserves the right to make changes without further notice to any product herein to make corrections, modifications , enhancements , improvements , or other changes . **Micro Commercial Components Corp** . does not assume any liability arising out of the application or use of any product described herein; neither does it convey any license under its patent rights ,nor the rights of others . The user of products in such applications shall assume all risks of such use and will agree to hold **Micro Commercial Components Corp** . and all the companies whose products are represented on our website, harmless against all damages. **Micro Commercial Components Corp.** products are sold subject to the general terms and conditions of commercial sale, as published at <https://www.mccsemi.com/Home/TermsAndConditions>.

LIFE SUPPORT

MCC's products are not authorized for use as critical components in life support devices or systems without the express written approval of Micro Commercial Components Corporation.

CUSTOMER AWARENESS

Counterfeiting of semiconductor parts is a growing problem in the industry. Micro Commercial Components (MCC) is taking strong measures to protect ourselves and our customers from the proliferation of counterfeit parts. MCC strongly encourages customers to purchase MCC parts either directly from MCC or from Authorized MCC Distributors who are listed by country on our web page cited below. Products customers buy either from MCC directly or from Authorized MCC Distributors are genuine parts, have full traceability, meet MCC's quality standards for handling and storage. **MCC will not provide any warranty coverage or other assistance for parts bought from Unauthorized Sources.** MCC is committed to combat this global problem and encourage our customers to do their part in stopping this practice by buying direct or from authorized distributors.